

STATEMENT OF METHODOLOGY AND CHARGES FOR CONNECTION TO SOUTHERN ELECTRIC POWER DISTRIBUTION PLC'S ELECTRICITY DISTRIBUTION SYSTEM

Version 1.46
Effective November 25th 2025

Southern Electric Power Distribution plc

Registered Office:

No. 1 Forbury Place, 43 Forbury Road

Reading

RG1 3JH

Registered No: 4094290



| Version | Details of Changes |
|---------|--|
| 1.0 | - |
| 1.01 | Correction of minor typographical errors in cost tables and update of Portsmouth CSC contact number |
| 1.02 | Amendments to contact points for connection applications |
| 1.03 | Cost tables in Section 7 updated |
| 1.04 | Addition of further cost tables and categories, information on connection charge margins and content amendments |
| 1.05 | Amendments to Section 6 relating to contestability of jointing to LV and HV underground cables; provision of cost apportionment information and amendments to contact points. |
| 1.06 | Cost tables in Section 7 updated |
| 1.07 | Cost tables in Section 7 updated |
| 1.08 | Amendments to contact points for connection applications Cost tables in Section 7 updated |
| 1.09 | Amendments to Section 5 relating to unmetered connections, secure and non-secure connections, the offering of alternative voltage level and phases and remote and network reinforcement with additional examples to illustrate these where appropriate. Amendment to Section 6 to reflect unregulated margin. |
| 1.10 | Amendments to Section 5 relating to credit for temporary supply and sharing of reinforcement costs Cost tables in Section 7 updated. |
| 1.10a | Corrections to Version 1.10 – amendments to Section 5: Paragraph 5.11 amended to include the approved DCP166 text, clarifying circumstances under which connection costs must be paid in full by the customer, due to security, load characteristics, number of phases or the voltage requirements of the customer. Paragraph 5.24 amended to include the approved DCP162 text, relating to the definition of the 'New Network Capacity' which is used in the Reinforcement CAF calculation. Paragraph 5.30 reinstated to correct erroneous deletion. Paragraphs 5.30A and 5.30B amended to include the approved DCP205 text, clarifying circumstances under which we will fully fund Reinforcement in relation to connection of customer equipment which meets particular specification criteria. Paragraph 5.33 amended to include the approved DCP190 text, relating to circumstances under which a credit may be paid where equipment recovered from a temporary connection can be reused by us. Paragraph 5.50 amended to include the approved DCP200 text, relating to arrangements for Contestable Work associated with unmetered connections. Additional minor amendments to conform to DCUSA Schedule 22. Amendments to contact points. |
| 1.11 | Amendment to Section 2 (paragraph 2.5) – obligation to make offer changed from 3 months changed to 65 Working Days in line with SLC 12 change. Amendment to Section 3 (table 3.9) – obligation to make offer changed from 3 months to 65 Working Days in line with SLC 12 change. Amendment to Section 4 (paragraph 4.2) – validity period changed from 30 days to 90 days in line with customer requests. Amendments to Section 6 (additional paragraphs 6.10-6.14; amendment to paragraph 6.3; amendment to paragraph 6.4; and amendments to table 6.19) to reflect the Competition in Connections Code of Practice. Amendment to Section 6 (additional paragraph 6.34) to include the de-minimis value referred to in paragraph 5.33 (which was previously inserted to reflect the approved DCP 190). |
| 1.12 | Cost tables in Section 7 updated: Tables C, D, E and I. |
| 1.13 | Cost tables in Section 7 updated: Tables C, D and E. |
| 1.14 | Housekeeping amendments to Section 5, to reflect housekeeping amendments to DCUSA Schedule 22. |

| | |
|------|---|
| 1.15 | Paragraph 5.44 amended and paragraph 5.44A inserted, to include the approved DCP259 text, to reflect the recent modification to the CUSC (CMP223) to ensure that distributed generators do not face a difference in the way that security requirements are passed on as compared with directly-connected generators. |
| 1.16 | Housekeeping amendments to Example 9 in Section 5, to reflect housekeeping amendments to DCUSA Schedule 22. |
| 1.17 | Amendments to paragraphs 5.15, 5.24 and the introduction of new examples (14,15,16) in Section 5 to reflect the DCP172 and DCP265 amendments to DCUSA Schedule 22 and in order to provide clarification of the way in which voltage rise is used in determining the New Network Capacity also to ensure the clarification on the precedence of Voltage Rule over High-Cost Cap. |
| 1.18 | Housekeeping amendments to Example 9 in Section 5 to reflect housekeeping amendments to DCUSA Schedule 22. There are also changes to the company branding to reflect the change in the trading name of the company. |
| 1.19 | Amendments to the F1 and F2 sections and tables to improve the clarity of information provided to customers in relation to charges for small connections and service alterations. |
| 1.20 | Due to introduction of the new Electricity Connection Charges Regulations (ECCR) 2017 there are amendments to Section 5.22, 5.29, 5.36 – 5.38 and Section 8. |
| 1.21 | The relevant contact details in Sections 2 and 3 have been updated. Paragraph 6.10 has been updated to reflect that charges to ICPs for inspection and monitoring will be made in the POC offer rather than charged retrospectively. The table of Contestable/Non Contestable Works has been updated to provide additional clarity. |
| 1.22 | Cost tables in Section 7 updated: F1 and F2. |
| 1.23 | The F1 cost table has been updated in Section 7. |
| 1.24 | Modification to Section 4 (4.2) removing the administrative costs of the extended validation process. Updates to Sections 2 and 3 to include details on Connection Offer Expenses. Update to Sections 7.15 and 7.16 with text and charges to reflect Connection Offer Expenses Regulations. |
| 1.25 | Amendment of the definition of Development Phase in Section 8 – (Glossary of Terms) to reflect the DCP 294 amendments to DCUSA Schedule 22). |
| 1.26 | The F1 and F2 cost tables has been updated in section 7. |
| 1.27 | Update to Sections 7.15 and 7.16 with charges to reflect Connection Offer Expenses Regulations. |
| 1.28 | The F1 and F2 cost tables has been updated in section 7. |
| 1.29 | Modifications to tables A to E of Section 7 to accurately reflect all connection types, voltages and capacity requirements. |
| 1.30 | The F1, F3 and F4 cost tables has been updated in section 7. |
| 1.31 | Sections 2 and 4 have been updated to include more detail on Connection Offer Expenses |
| 1.32 | Paragraph 5.7 updated with additional bullet point and new paragraphs 5.32A and 5.32B included to cover potential connection charge costs associated with Flexible Connections, as per DCP 348. Definitions for Flexible Connections, Dedicated Scheme and Wide Area Scheme now added to section 8. |
| 1.33 | Cost Tables in Section 7 updated: F5, F6 and F7. |
| 1.34 | Section 2 has been updated to reflect new Conditional interactivity process. |
| 1.35 | The cost tables F1-F7 and G1 have been updated in section 7. |
| 1.36 | The cost tables F1-F7 and G1 have been updated in section 7. |
| 1.37 | The map in Section 1 has been updated. The cost tables F1-F7 have been updated in section 7. Feasibility cost tables in section 7B, Assessment and Design for all relevant work cost tables in section 7C and CIC Assessment and Design of the Non-Contestable Work cost tables in section 7D have been updated. Section 5 the Common Connection Charging Methodology has been updated to reflect the implementation of Access SCR. |

| | |
|------|---|
| 1.38 | <p>Updates for DCP422 which provides corrections and additional clarity following Ofgem's Access Significant Code Review (SCR):</p> <p>A number of housekeeping amendments throughout the document including a change to the document template.</p> <p>Within sections 1 and 2 have been updated to include Curtailable Connection Offers.</p> <p>Within section 5, the methodology in Part A for the transition period of SCR has been deleted and clarification on the applicability and calculation of the High-Cost Project Threshold has been added. Also in section 5 the examples have been updated to ensure consistency.</p> <p>Within section 8 the glossary has been updated to include further definitions.</p> |
| 1.39 | The cost tables F1-F7 and G1 have been updated in section 7. Regulated and unregulated margins updated in Section 6.38. |
| 1.40 | The cost tables F1 – F7 have been updated in Section 7 |
| 1.41 | Update for DCP425 Schedule 22 which provides cost apportionment factor methodology when the high-cost project threshold is exceeded at the voltage level of the point of connection for a Generation connection. Updated implementation of FSO/ISOP. |
| 1.42 | The cost tables F1 – F7 have been updated in Section 7 |
| 1.43 | <p>Update for DCP453 Schedule 22 to show correction to the calculation of Connection Charges in Example 7. Example 7 cross-references to Example 5 for the Connection Charge of the Minimum Scheme; however, the value used in Example 7 does not match Example 5. To ensure accuracy and consistency, the Minimum Scheme value in Example 7 is being updated to align with Example 5, with adjustments to other affected values in the calculation.</p> |
| 1.44 | <p>Following a joint review by all Distribution Network Operators modifications have been made to tables F3 – Other LV Services not covered by QAS, F7 – Substations and Table G – CIC Final Works and Phased Energisation within Section 7 of the Connection Charging Methodology.</p> <p>The Electricity Distribution Map has been updated by the ENA to reflect the new SP ENW branding.</p> |
| 1.45 | Further updates to the Electricity Distribution Map and update to address in Section 1.34 and 1.35 |
| 1.46 | The cost tables F1 – F7 have been updated in Section 7 |

Contents

| | |
|---|-----------|
| Important Note | 8 |
| Section 1 – General Information | 9 |
| Competition in Connections | 9 |
| Contractual Framework | 10 |
| Structure of this document and Further Information | 13 |
| Disputes | 13 |
| Section 2 – Applying for a connection where we undertake all of the relevant work | 15 |
| Persons entitled to apply for a connection | 15 |
| Procedure for getting a connection | 15 |
| Information Required | 15 |
| Budget Estimates | 16 |
| Feasibility Studies | 16 |
| Connection Offers - How is your formal application handled? | 16 |
| Cost Breakdown | 17 |
| Interactive Connection Applications | 18 |
| Transitional arrangements | 19 |
| Small Scale Embedded Generation | 19 |
| Embedded Networks | 20 |
| Section 3 – Applying for a connection where an ICP undertakes the Contestable Work | 21 |
| Introduction | 21 |
| Procedure for getting a connection | 21 |
| Information Required | 22 |
| Budget Estimates | 23 |
| Feasibility Studies | 23 |
| POC Offers - How is your formal application handled? | 23 |
| Cost Breakdown | 24 |
| Interactive Connection Applications | 25 |
| Transitional arrangements | 25 |
| Section 4 – Information specific to us | 26 |
| Introduction | 26 |
| Connection Offer and POC Offer Validity Periods | 26 |
| Advice on Reducing Connection Charges | 26 |
| Calculation of Assessment and Design charges | 26 |
| Section 5 – Common Connection Charging Methodology | 28 |
| Minimum Scheme | 28 |
| Cost Allocation | 29 |
| Costs to be paid in full by you | 29 |
| Costs of Reinforcement | 31 |

| | |
|---|------------|
| Costs to be apportioned between you and us | 32 |
| Recovery of costs for previous works | 34 |
| Costs to be paid in full by us | 34 |
| Additional Cost Allocation for Flexible Connections and Curtailable Connections | 36 |
| Recovered Equipment and Deferment of Asset Replacement..... | 37 |
| Rebates | 37 |
| Speculative Developments | 38 |
| Connection Alterations | 40 |
| Independent System Operator and Planner (ISOP) Charges | 40 |
| Land Rights | 41 |
| Unmetered Supplies | 41 |
| Capacity Ramping for LDNOs | 41 |
| Phased Capacity Site | 42 |
| Disconnection and De-Energisation | 42 |
| Adoption Payments | 42 |
| Competition in Connections..... | 42 |
| Worked Examples Illustrating the Application of the Connection Charging Methodology | 43 |
| Section 6 – Our Specific Connection Charging Methodology | 113 |
| Introduction | 113 |
| Competition in Connections..... | 113 |
| Non-Contestable Work | 113 |
| Factors influencing Competition in Connection (CIC) Charges..... | 113 |
| Contestable Work | 114 |
| Inspection and Monitoring | 115 |
| Contestable Reinforcement and Diversionary Work | 116 |
| Table of Contestable/Non-Contestable Work..... | 116 |
| Payment Terms | 118 |
| Connection Offer and POC Offer Terms and Conditions | 118 |
| Land Rights | 119 |
| Operation and Maintenance Charges | 119 |
| O&M Charge Coverage | 119 |
| Provision of Data | 120 |
| Out of Area Networks | 120 |
| Margin Included in Connection Offers | 120 |
| Credit for equipment recovery associated with Temporary Connections..... | 121 |
| Section 7 – Connection Charging Statement | 122 |
| Introduction | 122 |
| Quotation Accuracy Scheme | 123 |
| A Budget Estimates | 125 |
| B Feasibility Studies..... | 127 |
| C Assessment and Design for all relevant work | 129 |

| | | |
|--|--|------------|
| D | CIC Assessment and Design of the Non-Contestable Work | 131 |
| E | CIC Design Approval of the Contestable Work | 133 |
| F | Construction | 135 |
| G | CIC Final Works and Phased Energisation | 151 |
| H | CIC Inspection and Monitoring of the Contestable Works | 153 |
| I | Land Rights | 154 |
| J | Other | 155 |
| Section 8 – Glossary of Terms | | 156 |

Important Note

This document consists of a Connection Charging Methodology that has been approved by the Gas and Electricity Markets Authority ('the Authority') and a Connection Charging Statement, the form of which has been approved by the Authority. This document also provides other information to explain the options available for obtaining a connection and the processes that need to be followed.

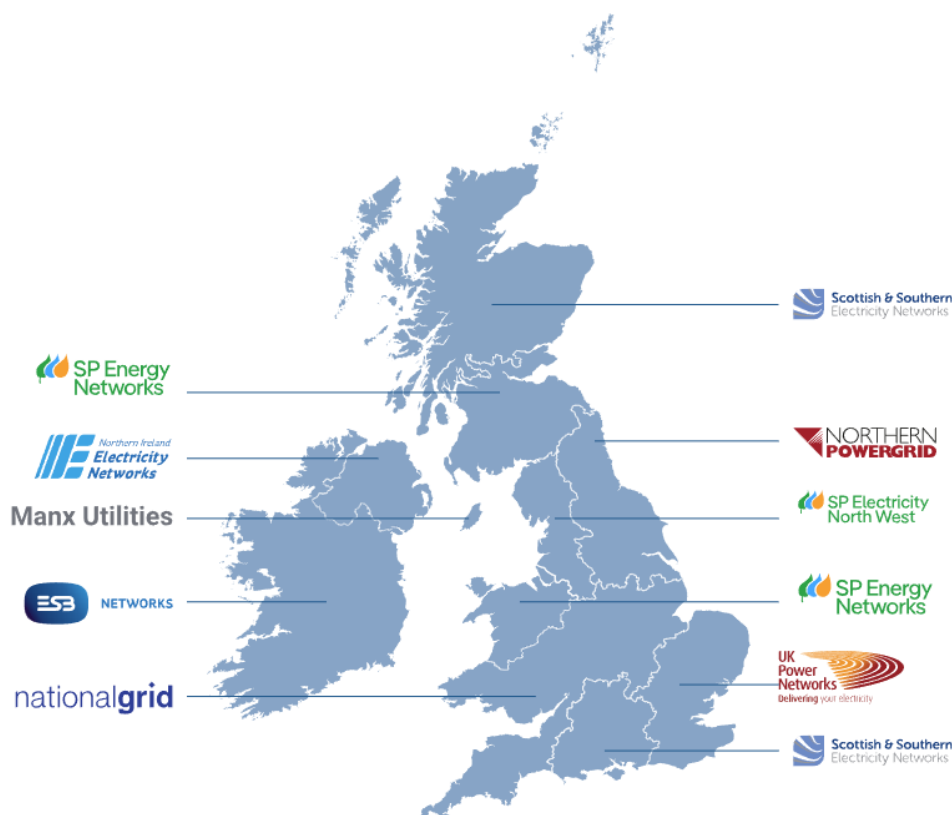
The Connection Charging Statement provides the basis of charges for the provision of a connection whilst the Connection Charging Methodology describes the methodology under which Customers will be charged for a connection to the Distribution System belonging to Southern Electric Power Distribution plc, being 'the Company'. We are a Licensed Distribution Network Operator (LDNO).

This document has been prepared by us in accordance with the requirements of our Licence issued under the Electricity Act 1989 (as amended)('the Act').

A fee of £ 5 (plus VAT) will be payable at the Company's discretion for each hard copy of this document which is provided in accordance with a request. An electronic copy of this document is available free of charge from the Company's website at: <https://www.ssen.co.uk/about-ssen/library/charging-statements-and-information/scottish-hydro-electric-power-distribution/> for SHEPD and <https://www.ssen.co.uk/about-ssen/library/charging-statements-and-information/southern-electric-power-distribution/> for SEPD.

Section 1 – General Information

- 1.1 We are Southern Electric Power Distribution plc, an LDNO serving Central Southern England. We also own and operate small, embedded distribution systems in other areas. Some of the LDNOs have Distribution Service Areas which are shown on the map below.



- 1.2 Whilst some LDNOs do not have a Distribution Services Area, they may also be able to provide connections to customers within Great Britain.
- 1.3 The provision of a connection to our Distribution System may be undertaken by ourselves, our agents or associated companies. Alternatively, certain activities may be undertaken by an Independent Connections Provider (ICP).
- 1.4 This document describes the Connection Charging Methodology under which Customers will be charged for connection and provides details of illustrative costs; it also describes how you can obtain a new or altered connection to our Distribution System.
- 1.5 We will review this document in accordance with our Licence obligations at least once a year to ensure that the information continues to be accurate in all respects. Costs shown in the Connection Charging Statement are current at the time of publication and are subject to change without notice except as otherwise provided.
- 1.6 Certain words in this document are capitalised, e.g. Distribution System. These words have a specific meaning which is set out in the Glossary of Terms. The words “you”, “your” and “yourself” refer to the Customer, the person requesting a connection, his company or agent and “we”, “us”, “our” and “ourselves” refer to Southern Electric Power Distribution plc or our agents.

Competition in Connections

- 1.7 Competition in Connections (CIC) is the term attributed to the opening up of the market for the design, procurement and installation of new assets necessary to accommodate a new or modified electricity connection. You have the option to have some of the connections work, referred to as Contestable Work, carried out by an ICP who must be accredited with Lloyds Register unless otherwise agreed with us.

- 1.8 Section 6 of this document contains details of the elements of work which are Contestable and Non-Contestable, and the arrangements which apply if you choose to appoint an ICP to carry out Contestable Work.
- 1.9 The Non-Contestable Work can only be carried out by us or our appointed agents.
- 1.10 If you wish to appoint an ICP to carry out Contestable Work you may do so, and if you want us to adopt the Contestable Work after completion we will require you and/or your ICP to enter into an Adoption Agreement.
- 1.11 Further information outlining the process and options available is given in Section 3 of this document.

Contractual Framework

- 1.12 Depending on the size and type of the connection and whether you wish ourselves, or an ICP, to undertake any Contestable Work you will need to enter into a set of contractual arrangements. Unless you are an LDNO, you will also need to appoint a Supplier who must also be a party to various industry agreements and codes. These are outlined below:-

Offer to connect the Premises and to construct the connection (Connection Offer)

- 1.13 The offer that we make to you to carry out the connection works (both Non-Contestable and Contestable Work) to our Distribution System which will, if accepted by you, create a legally binding contract between you and us. Its terms will depend, amongst other things, on the complexity and value of the work to be carried out.

Offer to undertake Non-Contestable Work only (POC Offer)

- 1.14 The offer that we make to you to carry out the Non-Contestable Work only to allow connection to our Distribution System which will, if accepted by you, create a legally binding contract between you and us. Its terms will depend, amongst other things, on the complexity and value of the work to be carried out.

Offer to connect the Premises with Curtailment (Curtailed Connection Offer)

- 1.15 The offer that we make to you to carry out the connection works (both Non-Contestable and Contestable Work) to our Distribution System on the basis that it is expressly subject to Curtailment which will, if accepted by you, create a legally binding contract between you and us. Its terms will depend amongst other things, on the complexity and value of the work to be carried out. The level of Curtailment above which curtailment payments will be made and the Curtailment End Date (if applicable) will be defined in the terms of the contract.
- 1.16 This will only be available for applications received on or after 1 April 2023 and will only be offered where there is a need for reinforcement to be completed before the connection can be made and there is a network benefit. In most cases a Curtailed Connection Offer will include the Curtailment End Date.

Offer to undertake the Non-Contestable Work only with Curtailment (POC Curtailed Connection Offer)

- 1.17 The offer that we make to you to carry out the Non-Contestable Work only to allow connection to our Distribution System on the basis that it is expressly subject to Curtailment which will, if accepted by you, create a legally binding contract between you and us. Its terms will depend amongst other things, on the complexity and value of the work to be carried out. The level of Curtailment above which curtailment payments will be made and the Curtailment End Date (if applicable) will be defined in the terms of the contract.
- 1.18 This will only be available for applications received on or after 1 April 2023 and will only be offered where there is a need for reinforcement to be completed before the connection can be made and there is a network benefit. In most cases a Curtailed Connection Offer will include the Curtailment End Date.

Adoption Agreement

- 1.19 The Adoption Agreement is an agreement for us to adopt the Contestable Work, subject to the satisfaction of certain conditions. This agreement, amongst other things, addresses a number of fundamental principles:

- The transfer of title from the asset owner (normally the Customer or the ICP) to us;
- The quality and safety of the adopted asset;
- Any required sureties;
- The transfer of Land Rights;
- The procedure for us to Energise the assets installed by the ICP during the works;
- The payment of any residual Connection Charges or fees;
- Planning permissions and compliance with street works legislation; and
- Defect correction processes, where applicable.
- The parties to the Adoption Agreement may vary depending on the circumstances and may be between:-
 - us and you
 - us and your appointed ICP
 - us, you and your appointed ICP

Connection Agreement

- 1.20 The owner/occupier of the Premises to which the connection is to be provided will be required to enter into a Connection Agreement with us. The Connection Agreement will set out the terms upon which they will be, and remain, connected to our Distribution System. The Connection Agreement will normally be provided on our behalf by the owner/occupier's chosen Supplier for the Premises as part of their application for a supply of electricity.
- 1.21 However, in some cases for larger connections, or where non-standard conditions exist, we will provide a site-specific Connection Agreement, which replaces any Connection Agreement put in place via the Supplier, as part of the connection process. This particular Connection Agreement will only take effect upon completion of the connection and will set out, in more detail, our rights and obligations to one another. Additionally, it may contain the technical detail of the installation being connected to the Distribution System and will require the owner/occupier of the Premises to comply with the provisions of the Distribution Code.
- 1.22 The Distribution Code covers, amongst other matters, all material technical aspects relating to:
- connection to, and the operation and use of a LDNO's Distribution System; and
 - the operation of electrical lines and electrical plant or apparatus connected to an LDNO's Distribution System.

A copy of the Distribution Code can be downloaded from the Distribution Code website at www.dcode.org.uk.

Appointment of a Supplier

- 1.23 It is your responsibility to make arrangements with a Supplier of your choice. You, or your Supplier, must also arrange for the installation of metering equipment appropriate to the connection that is being provided for you. The metering must be installed before a supply of electricity can be provided. In order to obtain a supply of electricity, you will need a Supply Number (also known as a Meter Point Administration Number or 'MPAN') for each connection. We will issue the MPAN shortly before installing the connection, but only upon receipt of the full postal address of the Premises.

Please note that we are unable to give advice on a choice of Supplier.

The link below will take you to the Consumer Focus website where you will find a list of Suppliers.

www.consumerfocus.org.uk

- 1.24 Energisation will not take place unless the appropriate metering, where this is required, has been installed.

- 1.25 Your Supplier will be a party to a number of industry codes and agreements which will allow it to use the GB Transmission System, our Distribution System and also allow it to purchase and trade energy on behalf of its customers.

Structure of this document and Further Information

- 1.26 The document is divided into a number of Sections.
- 1.27 Section 2 outlines the high level process for applying for a connection where we undertake all the relevant works and provides the relevant contact details.
- 1.28 Section 3 outlines the high level process for applying for a connection where an ICP undertakes the Contestable Work and provides the relevant contact details.
- 1.29 Section 4 provides further information specific to us regarding obtaining a connection.
- 1.30 Section 5 details the Common Connection Charging Methodology which sets out how Connection Charges are to be calculated and includes examples of how the methodology would be applied in particular circumstances.
- 1.31 Section 6 details our Specific Connection Charging Methodology which includes additional aspects of our charging methodology that are not included in Section 5.
- 1.32 Section 7 contains the Connection Charging Statement which enables reasonable estimates of the charges liable for connection to be made.
- 1.33 Section 8 provides a glossary of terms used throughout the document.
- 1.34 For further information about this document (or if you need advice about getting a connection), please contact: -
Scottish and Southern Energy Power Distribution
Connections and Engineering
4 Penner Road
Havant
Hampshire
PO9 1QH
Tel: 0800 048 3516 (ask for "New Connections")
connections@ssen.co.uk
or
www.ssen.co.uk

Disputes

- 1.35 If you are not satisfied with the terms we have offered, or with our handling of your application, please contact:
Customer Relations
Scottish and Southern Electricity Networks
4 Penner Road
Havant
Hampshire
PO9 1QH
Tel: 0800 980 1395
Email: customercomplaints@ssen.co.uk
- 1.36 If you are still not satisfied with our actions and you have followed our complaints procedure, then domestic and small business customers have the right to contact the Energy Ombudsman. This is a free and independent dispute resolution service. They can be contacted at:
Energy Ombudsman
PO Box 966
Warrington
WA4 9DF
Phone: 0845 055 0760
Email: enquiries@energy-ombudsman.org.uk

www.energyombudsman.org

- 1.37 If the Energy Ombudsman is unable to deal with or resolve the dispute then either party may request a determination of the matter by the Gas and Electricity Markets Authority (the Authority), whose details are:

The Office of Gas and Electricity Markets (OFGEM)

10 South Colonnade

Canary Wharf

London

E14 4PU Phone: 020 7901 7000

Fax: 020 7901 7066

www.ofgem.gov.uk

Section 2 – Applying for a connection where we undertake all of the relevant work

This Section applies where you want us to undertake all the works necessary to provide your connection. Section 3 applies where you wish to appoint an ICP to undertake any Contestable Work. You may make a request under Section 2 and Section 3 at the same time.

Persons entitled to apply for a connection

- 2.1 Any person may apply in their own right for a connection to our Distribution System.
- 2.2 Any person may appoint an agent to apply for a connection on their behalf but the agent may be required to provide written evidence of their appointment on application.
- 2.3 Persons entitled to seek connection to our Distribution System for the purpose of generating electricity or for supplying electricity are those who are authorised by licence or by exemption under the Act to generate or supply electricity.

Procedure for getting a connection

- 2.4 A person seeking a new or modified connection should contact us as detailed below.

| Enquiry Type | Connection Type | Contact Points |
|---|------------------------|---|
| Budget or formal Offer for Connection for: | Demand connections at | www.ssen.co.uk or Scottish and Southern Electricity Networks Distribution Connections and Engineering connections@sse.com or tel: 0800 048 3516 (ask for “New Connections”) |
| | Generation connections | www.ssen.co.uk or Major Connections Contracts mcc@sse.com or tel: 0345 072 4319 |
| Enquiries relating to the Long Term Development Statement | | System Planning South Southern Electric Power Distribution plc No. 1 Forbury Place, 43 Forbury Road Reading RG1 3JH mailto:system.planning.south@sse.com |

- 2.5 We will offer terms for the making of a connection as soon as reasonably practicable, but in any event within sixty-five Working Days once we have received your completed application. In addition to the terms for making the connection we will specify the proposed POC to our Distribution System, the location of the Entry/Exit Point on the Premises to be connected and details of the work to be carried out by us.

The link below will take you to our website where further information is available:

www.ssen.co.uk

Information Required

- 2.6 When you make your application to us you should provide the information set out below. In some cases, it is possible that additional information will be required and we will notify you of this when we have assessed your requirements.
- 2.7 If you do not provide the information we need it will prevent us from dealing with your enquiry as quickly as we would like, so please provide the information indicated on our application

form. The information we require will vary depending on the nature of your connection request. Typically we require the following details:

- Your name and correspondence address and other contact details.
- The Premises address.
- Whether you require a Budget Estimate or a formal Connection Offer. A formal Connection Offer is a contractual document and more appropriate once you are in a position to decide whether the project can proceed to the construction phase.
- A site location plan showing the site boundary.
- A site layout plan, drawn to a suitable scale, indicating where the connection(s) are required.
- The number of connections you require.
- The Required Capacity for each connection.
- Details of the heating to be installed.
- The date by which you require the connection to be made.
- Whether the connection is required for a fixed period or indefinitely.
- The type of connection required, e.g. demand, generator or for a licensed, embedded network. Further information on generation connections can be found in our Distributed Generation Connections Guide which can be accessed from our website.
- Any information you have in respect of equipment which may interfere with our Distribution System or the supply of electricity to others (e.g. apparatus which can cause voltage fluctuations, such as large motors associated with air conditioning systems, lifts, cranes, hoists and other similar plant; or apparatus which can produce harmonics, such as uninterruptible power supplies or electronic control systems).

An application form can be downloaded from our website, www.ssen.co.uk.

Budget Estimates

- 2.8 If you make an enquiry of a provisional nature we can provide an indication of the charge for providing the connection in a Budget Estimate. We will not carry out any detailed design work and the assessment will be carried out as a desk top exercise. Any estimate that we provide at this stage will be the result of a preliminary assessment only and possibly without any site specific considerations being taken into account. You should note that the estimate that we provide at this stage may vary considerably from any further Budget Estimates or the price in any formal Connection Offer. A Budget Estimate is not a formal offer for connection and cannot be accepted by you. See Section 7, Part A for charges associated with the provision of Budget Estimates.

Feasibility Studies

- 2.9 We may undertake at your request, generally for more complex connections, a Feasibility Study to consider a number of options for connection and provide estimated costs for each option as appropriate. Any cost estimated at this stage will be purely indicative and not binding. The price in any formal Connection Offer to you may differ from it. A Feasibility Study is not a formal offer for connection and cannot be accepted by you. See Section 7, Part B for charges associated with the provision of Feasibility Studies.

Connection Offers - How is your formal application handled?

- 2.10 You do not need to have requested a Budget Estimate or Feasibility Study before you request a formal Connection Offer. When you request a connection to our Distribution System, your request is dealt with in five key stages.

Stage 1 – Your application

- 2.11 We will only be able to progress your application once you have provided us with the information we require (see 2.7). We will notify you if we require any additional information in order to process your application. Where applicable we will advise you that in submitting your application, you will be required to pay Connection Offer Expenses whether or not you accept your Connection Offer. For more information please refer to section 4.4 – 4.18.

Stage 2 – Our design

- 2.12 When we design the connection for you it takes into account the location of the Premises for which the connection is required, its proximity to the existing Distribution System and the available capacity in the Distribution System to provide the connection that you require.

Stage 3 – Our Connection Offer/Curtailable Connection Offer

- 2.13 This is our formal written offer to you to provide the connection to the Distribution System. This offer will set out the terms and the Connection Charge for making the connection. In some situations, a Curtailable Connection Offer may be issued as an alternative to a Connection Offer. Either offer may be accepted by you in accordance with its terms at any time within the Validity Period set out in our offer, providing it is not or does not become an interactive Connection Offer as described in paragraphs 2.23 to 2.33 below. You should note that the price provided by us at this stage may vary considerably from any previous Budget Estimates or Connection Offers.
- 2.14 Our Connection Offer will include any applicable Connection Offer Expenses due whether or not you accept your Connection Offer (as specified in Section 7), an invoice for Connection Offer Expenses will be sent to you once we have issued the Connection Offer.
- 2.15 Where Connection Offer Expenses are applicable (as specified in Section 4 and 7), if you request any major changes to your application more than 14 days after you have submitted a competent application, or at any time after you have received your Connection Offer, then you will be required to pay an additional Connection Offer Expense. If you request any minor changes to your application, there will be no additional charge.

Stage 4 – Acceptance of our Connection Offer/Curtailable Connection Offer

- 2.16 If you wish to accept our Connection Offer or Curtailable Connection Offer to the Distribution System you must:
- accept that offer in accordance with its terms within the Validity Period; and
 - make any required payment due on acceptance by the means specified in our Connection Offer, including any applicable Connection Offer Expenses.
- 2.17 A valid acceptance of our Connection Offer will create a legally binding agreement between us.

Stage 5 – Construction of the required works by us

- 2.18 At this stage we will carry out the construction work, subject to the terms of the accepted Connection Offer, to provide the new connection. We will maintain appropriate liaison with you during the planning and execution of the works.
- 2.19 Supply Numbers (Metering Point Administration Numbers or 'MPANs') will be issued before the connection works are completed, so that you can make arrangements with your Supplier. On completion of this stage, the work required to provide the connection will have been installed and will be available for use.

Cost Breakdown

- 2.20 For all Connection Offers we will provide a breakdown of costs, that are referable to the tables in Section 7, which will include as a minimum :-
- a description of the works involved, including whether it is an Enhanced Scheme
 - the length of underground cable/overhead line required
 - the number of substations required
 - information on any Reinforcement works required;

- legal and professional charges associated with the securing of Land Rights.
- 2.21 Where the Connection Charge is based on the Minimum Scheme and not the Enhanced Scheme that is to be built, a cost breakdown of both the Minimum Scheme and the Enhanced Scheme will be provided in accordance with paragraph 2.20. Where the Connection Charge to you is based on an enhanced connection arrangement requested by you, and not the Minimum Scheme, a cost breakdown of the Minimum Scheme can be provided on request.
- 2.22 We will provide details of how any cost apportionment factors have been calculated.

Interactive Connection Applications

- 2.23 Interactivity arises where the Company receives two or more applications for connection which could individually make use of the same part of the Distribution System, but where there is insufficient spare capacity or other network constraints on the Company's Distribution System that will prevent both being connected.
- 2.24 The process for managing two or more "Interactive Connection Applications" will be as described below. The following definitions are used in this Section.

| | |
|-------------------------------------|---|
| Affected Parties | all Customers whose Connection Offer(s)/POC Offer(s) have been identified by us as being interactive. |
| Application Date | the date upon which we receive all the information (see 2.7) we require in respect of an application. |
| Committed Network | means assets that are not yet installed and commissioned on our Distribution System, but which are planned to be so as a result of other Connection Offer(s)/POC Offer(s) which have been made by us and accepted by other applicant(s). |
| Conditional Connection Offer | Connection Offers are dependent on some or all of the previous applications not being accepted. |
| Connection Offer | is as described in 1.13. |
| POC Offer | is as described in 1.14. |
| Existing Network | means our currently installed and commissioned Distribution System. |
| Interactive Connection Applications | arise where we receive two or more applications for connection which make use of the same part of the Existing Network or Committed Network or otherwise have a material operational effect on that network such that there is or would be a material impact on the terms and conditions of any Connection Offer/POC Offer made in respect of such connections. |
| Interactive Connection Offers | are Connection Offers/POC Offers made in respect of Interactive Connection Applications. |
| Interactive Queue | the queue of Affected Parties in receipt of Interactive Connection Offer(s) as defined by us. |
| Moratorium Period | a period of 10 Business Days. |
| Notice of Interactivity | a notice issued by us in accordance with paragraph 2.27. |
| Unconditional Connection Offer | Connection Offers are not dependent on any other applications. |

- 2.25 We will identify where there are Interactive Connection Applications for new Connection Offer(s)/ POC Offer(s). Once interactivity is identified, we will notify all Affected Parties that their Connection Offer/ POC Offer is interactive.
- 2.26 Where possible we will give you advanced indication if we believe it is likely that your application may become interactive before the Connection Offer(s)/ POC Offer(s) is issued.
- 2.27 At the time of making any Connection Offer(s)/POC Offer(s) that trigger interactivity all Affected Parties will receive a "Notice of Interactivity". The Notice of Interactivity may be included in the Connection Offer/POC Offer or be a separate notification and shall:
- a) inform the Affected Parties in writing:

- that there is another Connection Offer(s)/POC Offer(s) outstanding, the acceptance of which might affect the terms of any Connection Offers/POC Offers made
 - that their Connection Offers/POC Offers are interactive;
 - their respective positions in the Interactive Queue, determined by the Application Date;
 - the validity period of their Interactive Connection Offer, and
 - the process for accepting Interactive Connection Offers.
- b) make all Interactive Connection Offers either an Unconditional or a Conditional Offer.
- 2.28 Interactive Connection Offers will be considered Unconditional Connection Offer or Conditional Connection Offer depending on their queue position.
- 2.29 The interactive queue order will be determined based on Application Date.
- 2.30 The validity period of any Connection Offer issued as Interactive will be 30 days, ie less than the normal validity period. Any Connection Offer that had been issued prior to becoming Interactive will have its validity reduced to 30 days from the date that another related Interactive Connection Offer is issued, where more than 30 days is still outstanding. Where the validity period is less than 30 days there will be no change to the validity period.
- 2.31 If you wish to accept an Unconditional Connection Offer, within the Connection Offer validity period you will need to:
- Return the signed acceptance form, and
 - Make payment required in the Connection Offer to ensure cleared funds are received.
- 2.32 If you wish to accept a Conditional Connection Offer, initially you will only need to return the signed acceptance form. If your acceptance is validated by us, then you will need to make the payment within 10 working days.
- 2.33 SEPD will confirm which applicant(s) is successful as soon as practicable. Any relevant Conditional Offers that had not been accepted and that are still within their validity period will be withdrawn. Where a Conditional Offer was accepted within its validity period but subsequently not successful, the customer will be informed that they have been unsuccessful. The original Application Date may be retained for any future Interactivity if the customer reapplies within 10 working days so long as there are no changes from the original application.

Transitional arrangements

- 2.34 A Connection Offer issued by us will include a Connection Charge calculated in accordance with our Connection Charging Methodology, which is current at the time of issue. If you accept our Connection Offer and the connection work is completed within the prescribed periods set out in it, the Connection Offer shall remain valid even if our Connection Charging Methodology should change, by approval of the Authority, in the interim period between acceptance of the Connection Offer and completion of the connection work.

Small Scale Embedded Generation

- 2.35 Small Scale Embedded Generation (SSEG) is defined as a source of electrical energy rated up to and including 16 Amperes per phase, single or multi-phase, LV and designed to operate in parallel with our Distribution System. If you install a SSEG unit (typically domestic combined heat and power units, domestic photovoltaic and domestic wind turbines), you must, in accordance with statutory requirements, advise us of your intention to utilise the SSEG installation no later than 28 days (inclusive of the day of commissioning), after its commissioning.
- 2.36 Engineering Recommendation G98 entitled "Requirements for the connection of Fully Type Tested Micro-generators (up to and including 16 A per phase) in parallel with public Low Voltage Distribution Networks on or after 27 April 2019" is published by the Energy Networks

Association (ENA). It sets out the technical requirements for the connection of SSEG units. For further information visit the ENA web-site (www.energynetworks.org).

- 2.37 For the connection of other types of generator please follow the process above so we can make an offer to connect your generator. Further information can be found in our Distributed Generation Connections Guide which can be accessed from our website.

Embedded Networks

- 2.38 Any person wishing to build a distribution network requiring a connection to our Distribution System should apply to us using the processes set out in either Section 2 or Section 3.
- 2.39 We accept and shall work to Engineering Recommendation G88 entitled; “Principles for the planning, connection and operation of electricity distribution networks at the interface between Distribution Network Operators (DNOs) and Independent Distribution Network Operators (IDNOs)”, published by the ENA.
- 2.40 A Bilateral Connection Agreement will be required between us and the connected party, setting down the specific terms and conditions for connection that will apply in relation to the connection for the long term. While such terms and conditions will be consistent with our Connection Charging Methodology, the Bilateral Connection Agreement will take precedence.

Section 3 – Applying for a connection where an ICP undertakes the Contestable Work

This Section applies where you wish to appoint an ICP to undertake any Contestable Work. Section 2 applies where you want us to undertake all the works necessary to provide your connection. You may make a request under Section 2 and Section 3 at the same time.

Introduction

- 3.1 As set out in paragraphs 2 to 2.3, any person may apply for a connection to our Distribution System.
- 3.2 You may choose to appoint an ICP to carry out Contestable Work. If you do, we may require you to confirm such appointment in writing.
- 3.3 We must be satisfied that the ICP has sufficient accreditation to carry out the Contestable Work to the required standards. You may appoint an ICP accredited for the appropriate work categories under the National Electricity Registration Scheme presently operated by Lloyds Register. Details of the National Electricity Registration Scheme are available from the Lloyds Register website at <https://www.lrga.com/en-gb/utilities/ners>.
- 3.4 If you do appoint an ICP to undertake the Contestable Work, we will carry out and charge you for the Non-Contestable Work. We will also charge for carrying out various services associated with the Contestable Work; for example approval of the design and inspection of the assets to be adopted. These are collectively known as the CIC Charges and they will be identified in any POC Offer that we provide.
- 3.5 An explanation of the works that are categorised as ‘Contestable’ and ‘Non-Contestable’ by us is provided in Section 6. Further information relating to the process is also available from our website at www.ssen.co.uk

Procedure for getting a connection

- 3.6 A person seeking a new or modified connection should contact us as detailed below.

| Enquiry Type | Connection Type | Contact Points |
|---|------------------------|--|
| Budget or formal Offer for Connection for: | Demand connections at | www.ssen.co.uk or Scottish and Southern Electricity Networks Connections and Engineering connections@sse.com or tel: 0800 048 3516 (ask for “New Connections”) |
| | Generation connections | www.ssen.co.uk or Major Connections Contracts mcc@sse.com or tel: 0345 072 4319 |
| Enquiries relating to the Long Term Development Statement | | System Planning South Southern Electric Power Distribution plc No. 1 Forbury Place, 43 Forbury Road Reading RG1 3JH system.planning.south@sse.com |

- 3.7 We will submit a POC Offer to you or your appointed ICP. The POC Offer will, on acceptance, form the construction agreement which covers the Non-Contestable Work we will undertake. We will enter into an Adoption Agreement with the relevant parties. These agreements will need to be signed and exchanged before any work is undertaken.
- 3.8 The POC Offer will be sent as soon as reasonably practicable, and we will take all reasonable steps to meet the timescales indicated within the table below once we have received your

completed application. In addition to the terms for making the connection we will specify the proposed POC to our Distribution System and details of the work to be carried out by us.

- 3.9 Appendix 1 of Standard Licence Condition 15 of our Licence details the standards of performance that we must take all reasonable steps to comply with when providing the POC Offer, design approval, connection and Energisation of the connection. These are repeated in the table below:

| Provision of POC Offers | Performance level |
|---|---|
| (a) low voltage demand: for a new demand connection to our Distribution System where the highest voltage of the assets at the POC and any associated works is not more than one kilovolt. | within fifteen Working Days of receiving the request |
| (b) low voltage generation: for a new generation connection to our Distribution System where the highest voltage of the assets at the POC and any associated works is not more than one kilovolt. | within thirty Working Days of receiving the request |
| (c) high voltage demand: for a new demand connection to our Distribution System where the highest voltage of the assets at the POC and any associated works is more than one kilovolt but not more than 22 kilovolts. | within twenty Working Days of receiving the request |
| (d) high voltage generation: for a new generation connection to our Distribution System where the highest voltage of the assets at the POC and any associated works is more than one kilovolt but not more than 22 kilovolts. | within fifty Working Days of receiving the request |
| (e) extra high voltage demand: for a new demand connection to our Distribution System where the highest voltage of the assets at the POC and associated works is more than 22 kilovolts but not more than 72 kilovolts. | within fifty Working Days of receiving the request |
| (f) other connections: for a new demand connection or generation connection to our Distribution System that is not included within the preceding sub-paragraphs. | within sixty-five Working Days of receiving the request |

The link below will take you to our website where further information is available:

www.ssen.co.uk

Information Required

- 3.10 When you make your application to us you should provide the information set out below. In some cases, it is possible that additional information will be required and we will notify you of this when we have assessed your requirements.
- 3.11 If you do not provide the information we need it will prevent us from dealing with your enquiry as quickly as we would like, so please provide the information indicated on our application form. The information we require will vary depending on the nature of your connection request. Typically we require the following details:
- Your name and correspondence address and other contact details.
 - The Premises address.
 - Whether you require a Budget Estimate or a formal POC Offer. A formal POC Offer is a contractual document and more appropriate once you are in a position to decide whether the project can proceed to the construction phase.
 - A site location plan showing the site boundary, indicating where the connection(s) is/are required.
 - The Required Capacity.
 - The date by which you require the connection to be made.
 - The characteristics of the connections, e.g. demand, generator or for a licensed, embedded network. Further information on generation connections can be found in

our Distributed Generation Connections Guide which can be accessed from our website.

- Any information you have in respect of equipment which may interfere with our Distribution System or the supply of electricity to others (e.g. apparatus which can cause voltage fluctuations, such as large motors associated with air conditioning systems, lifts, cranes, hoists and other similar plant; or apparatus which can produce harmonics, such as uninterruptible power supplies or electronic control systems).

3.12 An application form can be downloaded from our website, www.ssen.co.uk

Budget Estimates

3.13 If you make an enquiry of a provisional nature we can provide an indication of the charge for providing the connection in a Budget Estimate. We will not carry out any detailed design work and the assessment will be carried out as a desk top exercise. Any estimate that we provide at this stage will be the result of a preliminary assessment only and possibly without any site specific considerations being taken into account. You should note that the estimate that we provide at this stage may vary considerably from any further Budget Estimates or the price in any formal POC Offer. A Budget Estimate is not a formal offer for connection and cannot be accepted by you. See Section 7, Part A for charges associated with the provision of Budget Estimates.

Feasibility Studies

3.14 We may undertake at your request, generally for more complex connections, a feasibility study to consider a number of options for connection and provide estimated costs for each option as appropriate. Any cost estimated at this stage will be purely indicative and not binding. The price in any formal POC Offer to you may differ from it. A feasibility study is not a formal offer for connection and cannot be accepted by you. See Section 7, Part B for charges associated with the provision of feasibility studies.

POC Offers - How is your formal application handled?

3.15 You do not need to have requested a Budget Estimate or Feasibility Study before you request a formal POC Offer. When you require a connection to our Distribution System and propose to use an ICP to carry out the Contestable Work, the ICP may make an application on your behalf. The request will be dealt with in five key stages, as follows:

Stage 1 - Your Application

- 3.16 We will only be able to progress your application once you have provided us with the information we require (see 3.11). We will notify you within five Working Days if we require any additional information in order to process your application. We will advise you that in submitting your application, you may be required to pay Connection Offer Expenses whether or not you accept your Connection Offer. For more information please refer to section 4.4 – 4.18.
- 3.17 If you choose to appoint an ICP to carry out the Contestable Work then the POC will be based on the information provided to us by the ICP and will be determined by us taking into account the ICP's requirements and our wider obligations. For larger demand and generator connections more than one POC may need to be assessed. A table showing our indicative charges for assessing the POC is given in paragraph 7.16. These charges will be included within the POC Offer.

Stage 2 – Design

3.18 Our design of the Non-Contestable Work and the identification of the POC will take into account the location of the Premises for which a connection is required, its proximity to our Distribution System, and the available capacity in our Distribution System to provide the connection that you require.

Stage 3 – Our POC Offer and the Adoption Agreement

- 3.19 This is our formal written offer to you to provide the connection to our Distribution System. This POC Offer will set out the terms and the price upon which we will make that connection, whilst the Adoption Agreement will set out the terms for adoption of assets installed by an ICP. The POC Offer that we make to you may be accepted by you in accordance with its terms at any time within the Validity Period set out in our POC Offer. You should note that the price provided by us at this stage may vary considerably from previous Budget Estimates.
- 3.20 Our Connection Offer will include any applicable Connection Offer Expenses. For Connections where a Connection Offer Expense is required to pay whether or not you accept your Connection Offer (as specified in Section 7), an invoice will also be sent to you once we have issued the Connection Offer. If you request any major changes to your application more than 14 days after you have submitted a competent application, or at any time after you have received your Connection Offer, then you will be required to pay an additional Connection Offer Expense. If you request any minor changes to your application, there will be no additional charge.

Stage 4 – Acceptance of our POC Offer

- 3.21 If you wish to accept our POC Offer to connect to our Distribution System, you must
- accept that POC Offer in accordance with its terms within the Validity Period;
 - obtain design approval from us for the Contestable Work in the timescales specified;
 - make any required payment due on acceptance by the means specified in our POC Offer, including any applicable Connection Offer Expenses, and
 - return the signed Adoption Agreement in the timescales specified.
- 3.22 A valid acceptance of our POC Offer will create a legally binding agreement between us. Where the terms of the Adoption Agreement have been unaltered, we will sign the Adoption Agreement and return a copy to the relevant parties.

Stage 5 - Construction by us and the ICP

- 3.23 At this stage we carry out construction of the Non-Contestable Work and the ICP carries out construction of the Contestable Work. We will carry out routine inspections of the Contestable Work as it is installed. Shortly before the Contestable Work is ready for connection to the Distribution System your appointed ICP must contact us so that we can arrange a date to connect the Contestable Work. Subject to the provision of any required documentation and the satisfactory completion of any required tests we shall connect the Contestable Work to our Distribution System and adopt the assets. Supply Numbers (Metering Point Administration Numbers or 'MPANs') will be issued before the connection works are completed, so that arrangements can be made with the Supplier. On completion of this stage, the Extension Assets and Entry/Exit Point(s), as appropriate, will have been commissioned and will be available for use.

Cost Breakdown

- 3.24 For all POC Offers comprising Non-Contestable Work only, we will provide a breakdown of costs, that are referable to the tables in Section 7, which will include as a minimum :-
- a description of the works involved, including whether it is an Enhanced Scheme
 - the length of underground cable/overhead line required
 - the number of substations required
 - information on any Reinforcement works required;
 - legal and professional charges associated with the securing of Land Rights.
- 3.25 Where the Connection Charge is based on the Minimum Scheme and not the Enhanced Scheme that is to be built, a cost breakdown of both the Minimum Scheme and the Enhanced Scheme will be provided in accordance with paragraph 3.24. Where the Connection Charge to you is based on an enhanced connection arrangement requested by you, and not the Minimum Scheme, a cost breakdown of the Minimum Scheme can be provided on request.

- 3.26 We will provide details of how any cost apportionment factors have been calculated.

Interactive Connection Applications

- 3.27 The process for managing two or more “Interactive Connection Applications” will be as set out in paragraphs 2.23 to 2.323.

Transitional arrangements

- 3.28 A POC Offer issued by us will include a Connection Charge calculated in accordance with our Connection Charging Methodology, which is current at the time of issue. If you accept our POC Offer and the connection work is completed within the prescribed periods set out in it, the POC Offer shall remain valid even if our Connection Charging Methodology should change, by approval of the Authority, in the interim period between acceptance of the POC Offer and completion of the connection work.

Section 4 – Information specific to us

Introduction

- 4.1 This Section sets out further information regarding obtaining a connection which is specific to us.

Connection Offer and POC Offer Validity Periods

- 4.2 The period for acceptance of a Connection Offer or a POC Offer is 90 days. We will consider any request to extend the validity of a Connection Offer or POC Offer.

Advice on Reducing Connection Charges

- 4.3 Connection Charges can be significant where the available capacity of the distribution network is limited. In this event, the network may require significant upgrade works to accept increased demand/load and/or generation output. To mitigate such costs, it is advisable that you:
- 4.3.1 establish final electrical requirements that accurately reflect your potential demand and take account of the diversity of your electrical supply;
 - 4.3.2 take cognisance of locational factors and available network capacity when selecting a site or premises that will require an electricity Connection;
 - 4.3.3 ensure that you operate the electrical equipment at your premises at an efficient power factor, as near unity as possible, or install power factor correction equipment to mitigate reactive power demands;
 - 4.3.4 limit motor starts and other electrical factors to the minimum necessary for the efficient operation of your electrical equipment; and
 - 4.3.5 consider making an application for Connection as a party to a joint or consortia application for Connection, if and when there may be shared benefit to several Customers from apportioning Connection Charges and the available capacity created by a new Connection.

Calculation of Assessment and Design charges

Recovery of costs

- 4.4 We may charge you for the time we spend preparing the Connection Offer in accordance with the Electricity (Connection Offer Expenses) Regulations 2018 (the 'Regulations'). This charge is commonly termed the 'Assessment and Design charge'.
- 4.5 The Regulations require you to pay expenses relating to the application that have been reasonably incurred by us in doing any of the following:-
- a) assessing the impacts of the connection on the distribution system;
 - b) assessing the impacts of the connection on a transmission system;
 - c) designing the connection, including, in particular—
 - i. designing any reinforcement works required to add capacity to the distribution system;
 - ii. designing any reinforcement works required to add capacity to a transmission system;
 - iii. (designing any required extension of the distribution system;
 - iv. designing any required extension of a transmission system;
 - d) processing the application including, but not limited to, preparing the information to be included in the notice under this paragraph and the notice given under section 16A(5) of the Act.

- 4.6 The Assessment and Design charge includes the costs of checking, clarifying and registering the application in our system, identifying any Interactive Queue, network studies to establish the Point of Connection, designing and cost estimation of the solution, internal approval processes, preparation of the Connection Offer and any necessary liaison with NGET.
- 4.7 Our Assessment and Design charge does not include any fees charged to us by NGET to assess the impact of your application on the GB Transmission System (see also paragraph 5.72 – 5.74).
- 4.8 The same Assessment and Design charge is made irrespective of whether Reinforcement work is included in the final Connection Offer. This means that the charge is more predictable for the customer making the application.

Application of the Assessment and Design charge

- 4.9 The amount we charge will vary according to the complexity of the scheme based upon your requested capacity and the type of assets required to enable the connection. The level of Assessment and Design charge and whether it is required on issue of the Connection Offer is shown in tables C and D of Section 7.
- 4.10 The Assessment and Design charge may increase if you ask us to undertake any additional work following receipt of your original application.
- 4.11 For smaller connections, specifically unmetered connections, Single LV Service Demand Connections and Small Project Demand Connections, the costs of undertaking the assessment and design are included as part of the connections work and no separate charge is made. The Assessment and Design charge detailed in Section 7 (Tables C and D) is shown as 'Nil'.
- 4.12 For larger connections, Assessment and Design charges are separately itemised in our Connection Offers and are shown in Section 7 (Tables C and D).
- 4.13 In some cases we require you to pay a charge that is made for the Connection Offer with the balance of the Assessment and Design charge being paid by you on acceptance as shown in tables C and D of Section 7. In these cases, in accordance with the Regulations you will be required to pay the Assessment and Design charge associated with the issue of the Connection Offer, irrespective of whether or not you accept the Connection Offer.
- 4.14 In other cases all of the Assessment and Design charge is paid by you only on acceptance.
- 4.15 Where we require you to pay an Assessment and Design charge for the Connection Offer, you will be notified and given a 14 calendar day cooling off period. If you cancel the application within this 14 calendar day period, you will not be liable for the Assessment and Design charge. If you do not cancel the application within the 14 calendar day cooling off period then you will be liable for a non refundable charge whether or not the Connection Offer is issued.
- 4.16 If you accept our Connection Offer but subsequently cancel, the Assessment and Design charge will not be refunded.

Basis for calculation of charges

- 4.17 Our Assessment and Design charge is calculated based on the average time spent by the relevant staff in undertaking each of the activities detailed in 4.6 above for different categories of connection. Average hourly rates for the relevant teams are then used to calculate the average cost of preparing a Connection Offer for each category of connection. This is based on a typical connection in each category, recognising that some Connection Offers will be simpler and quicker to prepare, whilst others will be more complex and therefore take longer.
- 4.18 An associated indirect cost is applied to these staff costs to recover those costs that are not directly attributable (e.g. business support costs).

Section 5 – Common Connection Charging Methodology

The CCCM is split into two sections numbered '1' and '2' and refers to other sections of the document in which the CCCM is to be included. When each DNO Party includes the CCCM within the document containing its Connection Charging Methodology, the DNO Party shall replace such section numbering and cross-references with the section numbers and cross-references appropriate for its document.

Section 1 – Common Connection Charging Methodology

This Section sets out the Common Connection Charging Methodology that is implemented to ensure a consistent approach in the way your Connection Charge is calculated.

Minimum Scheme

5.1 The Minimum Scheme is the Scheme with the lowest overall capital cost (as estimated by us), solely to provide the Required Capacity. The Minimum Scheme will be subject to:

- accepted industry standards, including the requirements of the Distribution Code;
- the status and configuration of the Relevant Section of Network (RSN);
- the standard sizes and types of equipment currently used by us on our Distribution System which shall be reasonable in all the circumstances;
- maintaining our ability to minimise regulatory penalties associated with the Interruptions Incentive Scheme and the Guaranteed Standards of Performance; and
- where the Customer is an LDNO, maintaining the Customer's ability to minimise regulatory penalties associated with the Guaranteed Standards of Performance.

and shall be consistent with our statutory and licence obligations including the requirement to develop, maintain and operate an efficient, co-ordinated and economical electricity Distribution System.

5.2 We will make available our design policies and standards as appropriate.

5.3 Subject to paragraphs 5.4 and 5.7 below, we will calculate the Connection Charge based on the estimated costs of the Minimum Scheme.

5.4 In certain circumstances we may decide to design an Enhanced Scheme. This will include one or more of the following:

- additional assets not required as part of the Minimum Scheme;
- assets of a larger capacity than required by the Minimum Scheme;
- assets of a different specification than required by the Minimum Scheme.

5.5 If we decide to design an Enhanced Scheme, the Connection Charge that will apply will be the lower of the Connection Charge associated with the Minimum Scheme and the Connection Charge associated with the Enhanced Scheme.

5.6 The Connection Charge associated with the Enhanced Scheme will be calculated subject to the exclusion of costs of any additional assets not necessary for the provision of your connection.

5.7 We may recover the reasonable costs incurred, both direct and indirect, in providing a connection and may, where allowed by our Licence, apply a margin on some of those costs. The factors taken into account by us to calculate the Connection Charge will include, but are not limited to:

- industry standards governing the Distribution System;
- the Required Capacity;
- available capacity of the existing Distribution System;
- whether any necessary extension or Reinforcement of the existing Distribution System is by underground cable or overhead lines;

- whether any diversionary work is required as a result of the development and the required disconnection of any assets;
- the length of cable or line required;
- type of ground requiring excavation, the type and extent of reinstatement necessary (including New Roads and Street Works Act requirements and any other relevant legislation), and the need for road, bridge crossings etc;
- any Electrical Plant and civil costs required, allowing for any civil works undertaken by you with our agreement;
- the cost of installing communication equipment;
- the costs of installing system management equipment;
- the requirement to work outside of normal working hours;
- the costs of undertaking the design;
- the costs of securing wayleaves/easements for plant, cables or lines including any consents;
- the costs of securing suitable substation sites including any necessary Land Rights;
- any overhead line surveys required;
- the costs of public enquiries and environmental impact studies;
- charges for any other costs associated with the work on Sites of Special Scientific Interest (SSSI), railway lines etc; and
- any variations in respect of the actual costs that were reasonably incurred as specified in the Connection Offer.

Cost Allocation

- 5.8 The costs to be charged to you as a Connection Charge may be split into three categories:
- Costs for providing the connection which are to be paid in full by you (see paragraphs 5.10 to 5.16);
 - Costs for providing the connection which are to be apportioned between you and us (see paragraphs 5.28 to 5.33); and
 - Costs to be paid by you in respect of works that have previously been constructed or are committed and are used to provide the connection (see paragraph 5.344).
- 5.9 Some costs may be borne in full by us and will not be included in your Connection Charge (see paragraphs 5.35 to 5.39).

Costs to be paid in full by you

- 5.10 The costs of providing Extension Assets are charged in full to you.
- 5.11 Where you have requirements for additional security or the characteristics of your load requires us to install assets in excess of the Minimum Scheme then you will pay the costs in excess of the Minimum Scheme in full. Where you have requested a three-phase connection and/or a supply voltage that is not necessary to meet the Required Capacity, and the local Distribution System is not of the requested number of phases and/or voltage, then you will pay in full the cost of Reinforcement of the Distribution System to your specified number of phases and/or voltage.
- 5.12 The costs of the future operation and maintenance of any additional assets requested by you (over and above those associated with the Minimum Scheme) will be payable in full. This would normally be levied as a one-off charge representing the net present value of the future operation and maintenance costs and calculated as a percentage (specified in Section [6]) of the additional capital cost of the Scheme. See Example 7 for an illustration of where you request additional security.

- 5.13 Work required to reconfigure the Distribution System to meet your requirements where no additional Network or Fault Level Capacity is made available shall be charged in full to you. See Example 20.
- 5.14 Where the Extension Assets would normally require the extension of existing switchgear equipment and this is not possible, the cost of the full replacement of the switchgear (using the nearest standard size) will be charged to you, provided that there is no Reinforcement of the Distribution System (see paragraph 5.25).
- 5.15 If your development is considered to be speculative then the Reinforcement costs will be charged to you in full (see paragraphs 5.48 to 5.70).
- 5.16 Reinforcement costs for the Minimum Scheme in excess of the High-Cost Project Threshold, shall be charged to you in full as a Connection Charge. For the avoidance of doubt, where paragraph 5.36 applies the High-Cost Project Threshold will not apply. The calculation of this charge will include all costs for Reinforcement carried out at the same Voltage Level and one Voltage Level above the Point of Connection to the existing Distribution System. For Generation Connections the High-Cost Project Threshold is £200/kW; for Demand Connections the High-Cost Project Threshold is £1,720/kVA. Reinforcement costs up to and including the High-Cost Project Threshold will follow the methodology outlined under paragraphs 5.17 to 5.27. For Generation Connections, where the Reinforcement costs at the same Voltage level as the Point of Connection are greater than the High-Cost Project Threshold then the methodology outlined under paragraph 5.17 to 5.27 will be applied to reinforcement costs up to and including the High-Cost Project Threshold only. The table below illustrates the application of the High-Cost Project Threshold.

England and Wales

| | Voltage at the POC | | | |
|--------------------------|---------------------------------------|---------------------------------------|---|------------------------|
| Voltage of Scheme Assets | LV (at or below 1000V) | HV (above 1kV but not more than 22kV) | EHV (above 22kV but not more than 72kV) | 132kV |
| 132kV Network | Excluded from assessment ¹ | Excluded from assessment ¹ | Included in assessment | Included in assessment |
| 132kV/ EHV Substation | Excluded from assessment ² | EHV CBs only included in assessment | Included in assessment | Not applicable |
| EHV Network | Excluded from assessment ¹ | Included in assessment | Included in assessment | |
| 132kV/ HV Substation | HV CBs only included in assessment | Included in assessment | Not applicable | |
| EHV/HV Substation | HV CBs only included in assessment | Included in assessment | | |
| EHV/LV substation | Included in assessment | Not applicable | | |
| HV Network | Included in assessment | Included in assessment | | |
| HV/ LV Substation | Included in assessment | Not applicable | | |
| LV Network | Included in assessment | | | |

¹ Except where there is direct transformation from 132kV to HV or EHV to LV when the higher voltage costs are included.

² Except where there is direct transformation from 132kV to HV or EHV to LV when the higher voltage circuit breaker costs are included.

NB: The above table may not accommodate every possible set of circumstances, where this is the case, the Voltage Level (as defined in the Glossary) shall be applied.

Scotland

| | Voltage at the POC | | |
|--------------------------|---------------------------------------|---------------------------------------|---|
| Voltage of Scheme Assets | LV (at or below 1000V) | HV (above 1kV but not more than 22kV) | EHV (above 22kV but not more than 72kV) |
| EHV Network | Excluded from assessment ¹ | Included in assessment | Included in assessment |
| EHV/HV Substation | HV CBs only included in assessment | Included in assessment | Not applicable |
| EHV/LV substation | Included in assessment | Not applicable | |
| HV Network | Included in assessment | Included in assessment | |
| HV/ LV Substation | Included in assessment | Not applicable | |
| LV Network | Included in assessment | | |

¹ Except where there is direct transformation from EHV to LV when the higher voltage costs are included.

NB: The above table may not accommodate every possible set of circumstances, where this is the case, the Voltage Level (as defined in the Glossary) shall be applied.

Costs of Reinforcement

- 5.17 Reinforcement is defined as assets installed that add capacity (network or fault level) to the existing shared use Distribution System.
- 5.18 For Generation Connections, where the Reinforcement is at the same Voltage Level as the voltage at the POC to the existing Distribution System, then the costs of Reinforcement shall be apportioned between you and us, unless other exceptions apply which take precedence. The methods used to apportion the costs of Reinforcement are set out in paragraphs 5.28 – 5.33. Where the Reinforcement costs at the Voltage Level of the POC are greater than the High-Cost Project Threshold, then those Reinforcement costs, for each CAF, shall be scaled down by the ratio of the High-Cost Project Threshold to the total Reinforcement costs at the Voltage Level of the POC in accordance with the following formula (see Examples 32 and 33):

$$\text{Reinforcement cost } x = \frac{\text{High – Cost Project Threshold}}{\text{Total Reinforcement costs at the Voltage Level of the POC}}$$

- 5.19 For Demand Connections, the costs of Reinforcement will be paid in full by us, unless other exceptions apply which take precedence.
- 5.20 If you choose not to pay (i) Reinforcement costs for the Minimum Scheme for a Non-Curtailable Connection or (ii) Reinforcement costs in excess of the High-Cost Project Threshold for a Non-Curtailable Connection then you can request an enduring Curtailable Connection instead (i.e. one which will not convert to a Non-Curtailable Connection in the future). If you subsequently require a Non-Curtailable Connection, then this would require a new connection request which may still be subject to Reinforcement costs, potentially in excess of the High-Cost Project Threshold.
- 5.21 Where one of the exceptions set out in paragraphs 5.22 to 5.27 applies, Reinforcement will be treated as Extension Assets and the costs of the Reinforcement will not be apportioned or paid in full by us. The application of the exceptions is demonstrated in the Examples.
- 5.22 Exception 1: Where the Reinforcement is:
- downstream of the POC; and
 - over and above the Minimum Scheme; and

- provided at our request; and
- provided by connecting two points on the existing Distribution System,

then the apportionment rules will not apply. You will pay the costs associated with the Minimum Scheme and we will pay the costs over and above the Minimum Scheme. See Example 4.

5.23 Exception 2: Where the Reinforcement is in excess of the Minimum Scheme and is at your request, the Reinforcement will be treated as Extension Assets and the apportionment rules will not apply. The costs in excess of the Minimum Scheme will be borne in full by you (see paragraphs 5.11 and 5.12 above). See Example 3.

5.24 Exception 3: Where the Reinforcement is provided to accommodate a Temporary Connection, the Reinforcement will be treated as Extension Assets and the apportionment rules will not apply. Consequently, in such circumstances, you will pay in full the costs associated with the Temporary Connection. Temporary Connections are defined as connections that are only required for a period of up to five years, but exclude connections to provide the initial connection to a development, where the Reinforcement will subsequently be required for the permanent connection.

5.25 Exception 4: Where the replacement of switchgear results in an increase in fault level capacity and:

- that increase is solely as a result of the fault level rating of the standard switchgear equipment used by us being higher than that of the existing switchgear; and
- that increase in fault level capacity is not needed to accommodate your connection.

then, unless the switchgear adds network capacity and the Security CAF applies, the switchgear replacement will be treated as Extension Assets and the apportionment rules will not apply. Consequently, in such circumstances, you will pay the full cost of the switchgear replacement. See Example 15.

5.26 Exception 5: Where the Minimum Scheme requires Reinforcement that is provided by connecting two points on the existing Distribution System to provide connectivity to your Premises, then the lowest cost feeder shall be treated as an Extension Asset and all other feeders required to connect your Premises shall be treated as Reinforcement. See Example 17.

5.27 Exception 6: Where the Reinforcement:

- is provided by connecting two points on the existing Distribution System; and
- is providing connection to a development with a number of Entry/ Exit Points,

then the additional network length (measured from suitable points close to the site boundaries which would allow for a clear demarcation of Contestable and Non-Contestable Work) required to provide connectivity within the development will be considered to be Extension Assets and the apportionment rules will not apply. Consequently, in such circumstances, you will pay the full cost of the additional network length. See Example 18.

Costs to be apportioned between you and us

5.28 The costs of Reinforcement will be apportioned using one of two Cost Apportionment Factors (CAFs), dependent upon which factor is driving the requirement for Reinforcement:

- The 'Security CAF'; and
- The 'Fault Level CAF'.

5.29 The following definitions are used in the application of the CAFs.

| | |
|---|--|
| Existing Capacity | For existing Customers their Existing Capacity will be either: the Maximum Capacity used in the calculation of their use of system charges; or for Customers who are not charged for use of system on the basis of their Maximum Capacity the lower of: No. of phases x nominal phase-neutral voltage (kV) x fuse rating (A); and The rating of the service equipment. |
| Fault Level Contribution from Connection | is the assessment of the Fault Level contribution from the equipment to be connected taking account of its impact at the appropriate point on the Distribution System. Where an existing Customer requests a change to a connection then the "Fault Level Contribution from Connection" is defined as the incremental increase in Fault Level caused by the Customer. |
| New Fault Level Capacity | is the Fault Level rating, following Reinforcement, of the equipment installed after taking account of any restrictions imposed by the local network Fault Level capacity. For the avoidance of doubt this rule will be used for all equipment types and voltages. |
| New Network Capacity | is either the secure or non-secure capacity of the Relevant Section of Network (RSN) following Reinforcement. Whether secure or non-secure capacity is applicable depends upon the type of capacity that can be provided from the RSN. For example, if the capacity provided to the Customer by the RSN is secure, but the capacity requested by the Customer at the point of connection is non-secure, the secure capacity will be used. See Example 24. The capacity to be used will be based on our assessment of the thermal ratings, voltage change and upstream restrictions and compliance with our relevant design, planning and security of supply policies. The equipment ratings to be used are the appropriate operational rating at the time of the most onerous operational conditions taking account of seasonal ratings and demand. |
| Relevant Section of Network (RSN) | is that part or parts of the Distribution System which require(s) Reinforcement. Normally this will comprise: the existing assets, at the Voltage Level that is being reinforced, that would have been used to supply you (so far as they have not been replaced) had sufficient capacity been available to connect you without Reinforcement; and/or the new assets, at the same Voltage Level, that are to be provided by way of Reinforcement. Where it is unclear what assets would have supplied the Customer in the event that sufficient capacity had been available, the existing individual assets with the closest rating to the new assets will be used. There may be more than one RSN (e.g. at different Voltage Levels). |
| Required Capacity | is the Maximum Capacity agreed with the Customer. In the case of multiple connections (e.g. a housing development) it may be adjusted after consideration of the effects of diversity. Where an existing Customer requests an increase in capacity then it is the increase above their Existing Capacity. |

- 5.30 The 'Security CAF' is applied, where the costs are driven by either thermal capacity or voltage (or both) as assessed against the relevant standard. This rule determines the proportion of the Reinforcement costs that should be paid by you as detailed below.

$$\text{Security CAF} = \frac{\text{Required Capacity}}{\text{New Network Capacity}} \times 100\% \quad (\text{max } 100\%)$$

- 5.31 The 'Fault Level CAF' is applied, where the costs are driven by Fault Level restrictions. This rule determines the proportion of the Reinforcement costs that should be paid by you as detailed below.

$$\text{Fault Level CAF} = 3 \times \frac{\text{Fault Level Contribution from Connection}}{\text{New Fault Level Capacity}} \times 100\% \text{ (max 100\%)}$$

- 5.32 For clarity, where you require an augmentation to an existing connection, both the Security and Fault Level CAFs will be based on the increase in Required Capacity and increase in Fault Level Contribution from the connection respectively. Any related increases within the previous three year period will be taken into account in determining the increase in the Required Capacity or increase in the Fault Level Contribution from the connection to be applied within the CAF.
- 5.33 On some Schemes there may be interaction between the two rules. In such cases, the 'Security' CAF will be applied to costs that are driven by the security requirement. The 'Fault Level CAF' will be applied to costs that are driven by Fault Level requirements. See the Examples for illustrations on the application of the CAFs.

Recovery of costs for previous works

- 5.34 Where, in order to provide your connection;
- we propose to utilise existing Distribution System assets that were previously installed to provide a connection to another customer, and
 - the other customer has paid us (either in part or in full) a Connection Charge for those assets or paid an ICP for those assets which were adopted by us,
- you may be required to make a payment towards them. The ECCR prescribes the circumstances where such payment is required. Charges for such works only apply where the new connection is provided within the ECCR Prescribed Period.

Costs to be paid in full by us

- 5.35 For Demand Connections we will fully fund all Reinforcement. For Generation Connections, we will fully fund Reinforcement carried out at a Voltage Level higher than the Voltage Level at the POC to the existing Distribution System. However, there are exceptions to these two approaches, as set out elsewhere in this methodology.
- 5.36 We will fully fund Reinforcement carried out to allow the installation of all equipment at an existing Premises which remain connected via an existing low-voltage single, two or three phase service fused at 100 amperes or less per phase which is metered with whole-current metering; provided that (to the extent relevant):
- the Reinforcement is carried out to allow the installation of equipment as part of a single application for a single or multiple installations;
 - any and all electricity generation equipment installed has a rated output not greater than 16 amperes per phase (or not greater than 16 amperes per phase at any single Premises if a single application for multiple installations);
 - any and all equipment installed which does not constitute a modification to the existing service conforms with the technical requirements of the following standards (notwithstanding that the equipment may have an input current that is more than 16 amperes per phase):
 - BS EN 61000-3-2 Electromagnetic compatibility (EMC). Limits. Limits for harmonic current emissions (equipment input current \leq 16 A per phase); and
 - BS EN 61000-3-3 Electromagnetic compatibility (EMC). Limits. Limitation of voltage changes, voltage fluctuations and flicker in public low-voltage supply systems, for equipment with rated current \leq 16 A per phase and not subject to conditional connection.
- 5.37 Where it is necessary to modify a low-voltage single phase looped service for an existing Premises, this shall be considered to have remained connected under paragraph 5.36 above.

- 5.38 Where another LDNO with a distribution network that is connected to our Distribution System requires an increase in capacity to its distribution network, the voltage at the POC for assessing the Voltage Level will be:
- in the case of a new extension to the network of the other LDNO, the voltage of connection at which the Extension Assets will connect to the other LDNO's network; or
 - in the case of additional capacity required in respect of a customer connected to the existing assets of the LDNO, the voltage at which the customer connects to the LDNO's network; or
 - in the case of additional capacity required to meet general load growth on the LDNO's network then the Reinforcement costs will be borne by us. The LDNO will be required to provide justification in such circumstances.
- 5.39 The tables below illustrate the application of the voltage rules in relation to Reinforcement for Demand Connections and Generation Connections. For Generation Connections, you will be required to contribute towards the cost of any Reinforcement provided at the Voltage Level of the POC, up to and including the cost of circuit breakers provided at that voltage.

England and Wales

| Demand Connections | | | | |
|--------------------------|------------------------|---------------------------------------|---|----------------|
| | Voltage at the POC | | | |
| Voltage of Scheme Assets | LV (at or below 1000V) | HV (above 1kV but not more than 22kV) | EHV (above 22kV but not more than 72kV) | 132kV |
| 132kV Network | We fund | We fund | We fund | We fund |
| 132kV/ EHV Substation | We fund | We fund | We fund | Not applicable |
| EHV Network | We fund | We fund | We fund | Not applicable |
| 132kV/ HV Substation | We fund | We fund | Not applicable | Not applicable |
| EHV/HV Substation | We fund | We fund | Not applicable | Not applicable |
| EHV/LV substation | We fund | Not applicable | Not applicable | Not applicable |
| HV Network | We fund | We fund | Not applicable | Not applicable |
| HV/ LV Substation | We fund | Not applicable | Not applicable | Not applicable |
| LV Network | We fund | Not applicable | Not applicable | Not applicable |

NB: The above table may not accommodate every possible circumstance, where this is the case, the Voltage Level (as defined in the Glossary) shall be applied.

| Generation Connections | | | | |
|--------------------------|------------------------|---------------------------------------|---|----------------|
| | Voltage at the POC | | | |
| Voltage of Scheme Assets | LV (at or below 1000V) | HV (above 1kV but not more than 22kV) | EHV (above 22kV but not more than 72kV) | 132kV |
| 132kV Network | We fund | We fund | We fund | Apportioned |
| 132kV/ EHV Substation | We fund | We fund | EHV circuit breakers only Apportioned | Not applicable |
| EHV Network | We fund | We fund | Apportioned | Not applicable |

| Generation Connections | | | | |
|-----------------------------|---------------------------|--------------------------------------|----------------|----------------|
| 132kV/ HV Substation | We fund | HV circuit breakers only Apportioned | Not applicable | Not applicable |
| EHV/HV Substation | We fund | HV circuit breakers only Apportioned | Not applicable | Not applicable |
| EHV/LV Substation | LV board only Apportioned | Not applicable | Not applicable | Not applicable |
| HV Network | We fund | Apportioned | Not applicable | Not applicable |
| HV/ LV Substation | LV board only Apportioned | Not applicable | Not applicable | Not applicable |
| LV Network | Apportioned | Not applicable | Not applicable | Not applicable |

NB: The above table may not accommodate every possible circumstance, where this is the case, the Voltage Level (as defined in the Glossary) shall be applied.

Scotland

| Demand Connections | | | |
|---------------------------------|-------------------------------|--|--|
| | Voltage at the POC | | |
| Voltage of Scheme Assets | LV (at or below 1000V) | HV (above 1kV but not more than 22kV) | EHV (above 22kV but not more than 72kV) |
| EHV Network | We fund | We fund | We fund |
| EHV/HV Substation | We fund | We fund | Not applicable |
| EHV/LV substation | We fund | Not applicable | Not applicable |
| HV Network | We fund | We fund | Not applicable |
| HV/ LV Substation | We fund | Not applicable | Not applicable |
| LV Network | We fund | Not applicable | Not applicable |

NB: The above table may not accommodate every possible circumstance, where this is the case, the Voltage Level (as defined in the Glossary) shall be applied.

| Generation Connections | | | |
|---------------------------------|-------------------------------|--|--|
| | Voltage at the POC | | |
| Voltage of Scheme Assets | LV (at or below 1000V) | HV (above 1kV but not more than 22kV) | EHV (above 22kV but not more than 72kV) |
| EHV Network | We fund | We fund | Apportioned |
| EHV/HV Substation | We fund | HV circuit breakers only Apportioned | Not applicable |
| EHV/LV Substation | LV board only Apportioned | Not applicable | Not applicable |
| HV Network | We fund | Apportioned | Not applicable |
| HV/ LV Substation | LV board only Apportioned | Not applicable | Not applicable |
| LV Network | Apportioned | Not applicable | Not applicable |

NB: The above table may not accommodate every possible circumstance, where this is the case, the Voltage Level (as defined in the Glossary) shall be applied.

Additional Cost Allocation for Flexible Connections and Curtailable Connections

- 5.40 To facilitate the provision of a Flexible Connection or a Curtailable Connection, we may need to install and maintain specific system management equipment, at your Premises and/or further upstream in other parts of the Distribution System. Some of the costs associated with installing, operating and maintaining the system management equipment will be directly attributed to your connection and be included as part of your Connection Charge (see

illustrative table in paragraph 5.41). The proportion of the costs which you must fund depends on whether your connection forms part of a Dedicated Scheme or a Wide Area Scheme, as described below:

Type 1 – Dedicated Scheme: A scheme managing constraint(s) where there are no customers downstream of the constraint(s) who could connect new or additional demand or generation without being controlled by the Dedicated Scheme:

- Type '1A' considers a scenario involving only one customer; and
- Type '1B' considers a scenario involving multiple customers.

Type 2 – Wide Area Scheme: A scheme managing constraint(s) where there are customers downstream of the constraint(s) who could connect new or additional demand or generation without being controlled by the Wide Area Scheme.

5.41 The table below illustrates the scheme types and methodology for cost recovery associated with each type of Flexible Connection or a Curtailable Connection. The methodology covers Type 1A, Type 1B and Type 2 (as each is described in paragraph 5.40).

| Typical connection components ¹ | Type 1A - Single | Type 1B - Multiple | Type 2 - Wide Area |
|---|------------------|-------------------------------------|--------------------|
| Extension Assets for customer | You fund | You fund | You fund |
| End user control unit for the customer | You fund | You fund | You fund |
| Local system management unit | You fund | Shared equally between participants | We fund |
| Scheme management unit | You fund | Shared equally between participants | We fund |
| Central management unit | N/A | N/A | We fund |
| Scheme specific ongoing costs e.g. communications | We fund | We fund | We fund |

¹We will describe the main connection components within the relevant connection offer, which will also include the funding arrangements for each such connection component (if different to that stated in this illustrative table).

Recovered Equipment and Deferral of Asset Replacement

5.42 Normally, you will not receive any credit for the value of any equipment recovered by us as a result of providing the connection. However, where a Temporary Connection is to be Disconnected, we will determine the value of recovered equipment that we can subsequently reuse (net of depreciation and removal and refurbishment costs). Where there is a net value in the recovered equipment that can be reused, we will pay you the amount of such net value subject to a de minimis level as specified in Section [6].

5.43 You will not receive any credit for the value of any deferral of asset renewal expenditure by us.

Rebates

5.44 For Distribution System assets where you have paid in full, then you may be entitled to a reimbursement payment under the ECCR should another Customer connect to those assets. These circumstances are detailed in the ECCR.

5.45 For Distribution System assets where you have paid in proportion to your Required Capacity, then you are not entitled to a future rebate of charges should another Customer connect to those assets.

5.46 Your entitlement to receive payments under the ECCR only applies to connections made within the ECCR Prescribed Period from the first provision of the connection.

5.47 These provisions do not apply where your connection was made before 6 April 2017 and we have adopted the assets from an ICP. However, for connections made on or after 6 April 2017, these provisions do apply to assets we have adopted from an ICP (as further described in the ECCR).

Speculative Developments

5.48 Developments which have one or more of the following characteristics may be considered as speculative:

- their detailed electrical load requirements are not known;
- the development is phased over a period of time and the timing of the phases is unclear;
- the capacity requested caters for future expansion rather than the immediate requirements of (an) end user(s);
- the capacity requested caters for future speculative phases of a development rather than the initial phase(s) of the development; or
- the infrastructure only is being provided, with no connections for end users requested.

5.49 Where we are asked to provide a connection to a speculative development then the cost of the work including any Reinforcement is charged in full and the CAFs do not apply. Additional charges to reflect ongoing operation, repair and maintenance costs may also be levied.

5.50 We may, at our sole discretion, allow capacity to be reserved on the infrastructure provided to service the speculative development on the commercial terms agreed between you and us in respect of the development.

5.51 Applications will be assessed to determine whether they are a Speculative Development by using the Speculative Developments scoring system described in paragraphs 5.52-5.70, which will be applied as follows:

- Consideration will be given to the fact that some aspects of an application may have a greater bearing on whether the application should be considered as not being a Speculative Development. In recognition of this, the criteria used in the scoring system are weighted as either high or low significance.
- Only the points identified in the scoring criteria shall be placed against each respective criterion that is relevant to the application. Each high significance criterion shall be scored 2 points and each low significance criterion shall be scored 1 point, without exception.
- The number of points entered in the 'speculative' and 'non-speculative' columns shall be added up to give a total number for the respective column, as shown in the scoring proforma below.
- If the total value of points for the 'speculative' column is greater than the total value of points for the 'non-speculative' column, then the application will be considered as being a Speculative Development.
- If there is no score in either column, then we reserve the right to obtain additional information prior to making the assessment.
- All criteria may not apply to every application.

| Scoring Proforma | | |
|------------------|------------------------|--------------------|
| Criteria | Non-Speculative Points | Speculative Points |
| 1 | | |
| 2 | | |
| 3 | | |

| Scoring Proforma | | |
|------------------|--|----------------|
| 4 | | Not applicable |
| 5 | | |
| 6 | | Not applicable |
| Total points | | |
| | | |

Criterion 1: Programme (domestic and non-domestic developments)

- 5.52 This criterion is deemed to be of low significance.
- 5.53 The application will receive points in the 'non-speculative' column, if:
- the development has an overall timescale of up to two years from the date of the initial application is made until the completion of the final phase; or
 - the applicant has provided a clear phasing plan for the complete development.
- 5.54 The application will receive points in the 'speculative' column, if:
- the development has an overall timescale of more than ten years from the date on which the initial application is made to completion of the final phase; and
 - the applicant does not provide a clear phasing plan for the complete development.
- 5.55 Should the Customer's development be phased over a period greater than two years but less than or equal to ten years, then no points shall be entered in either the 'speculative' or 'non-speculative' columns.

Criterion 2: Programme (domestic developments only)

- 5.56 This criterion is deemed to be of high significance.
- 5.57 The application will receive points in the 'non-speculative' column if the complete development comprises less than 100 dwellings or requires less than three permanent HV/LV substations beyond the POC.
- 5.58 The application will receive points in the 'speculative' column, if the complete development includes more than 5,000 dwellings or requires more than ten permanent HV/LV substations beyond the POC.
- 5.59 Should the characteristics of the customers development fall between these two thresholds, then no points shall be entered in either of the 'speculative' or 'non-speculative' columns.

Criterion 3: Load Profile

- 5.60 This criterion is deemed to be of high significance.
- 5.61 The application will receive points in the 'non-speculative' column if the application is for a development that is (or will become) a Phased Capacity Site.
- 5.62 The application will receive points in the 'speculative' column if the applicant does not provide an acceptable (to us) capacity ramp profile and a portion of the Required Capacity is for future expansion.

Criterion 4: Financial Commitment

- 5.63 This criterion is deemed to be of low significance.
- 5.64 The application will receive points in the 'non-speculative' column if the applicant makes a financial commitment in support of the application. A financial commitment is made where the applicant agrees to pay for:
- assets installed at initial connection which are sized sufficiently to accommodate the complete future development and which are greater than the assets to accommodate the capacity to be utilised in the early phases of construction; and
 - any operation and maintenance costs for such increased assets which may be included within the connection offer prior to the initial energisation of the connection.

Criterion 5: Future Provision

- 5.65 This criterion is deemed to be of high significance.
- 5.66 The application will receive points in the 'non-speculative' column if at least 75% of the total connections and/or at least 75% of the total load are delivered in the first phase of the development (excluding any temporary works).
- 5.67 The application will receive points in the 'speculative' column if only infrastructure is being provided, with no connections for end users requested, and the development is not within the relevant local authority's development plans.

Criterion 6: Planning Permission

- 5.68 The application will receive points in the 'non-speculative' column reflective of a high significance criterion if the complete development has achieved Full Planning Permission.
- 5.69 The application will receive points in the 'non-speculative' column reflective of a low significance criterion if the complete development has only achieved Outline Planning Permission.
- 5.70 For clarity, the absence of any planning permission/consent for the development will not result in any points being added to the 'speculative' column.

Connection Alterations

- 5.71 Where you request an alteration to your connection arrangements, including a change in the supply voltage, the costs are charged in full to you. For the avoidance of doubt increases in the Required Capacity are dealt with in accordance with the previous Sections.

Independent System Operator and Planner (ISOP) Charges

- 5.72 We have an obligation under the CUSC to discuss certain requests for connection or changes in connection with the ISOP. Such requests are typically for large electrical demand or generation projects. Under certain circumstances, as determined by the ISOP, they may apply charges to assess the potential impact on the GB Transmission System of a request or the combined effect of a number of requests and these will be included in the Connection Charge, or through a separate mechanism agreed between you and us.
- 5.73 Subsequent to such assessment, the ISOP may also require works to be undertaken on the GB Transmission System as a condition of the connection being permitted. In the event of ISOP applying charges for these works, we will reflect these charges in our charges to you.
- 5.74 Should GB Transmission System works be required, ISOP may apply a cancellation charge in the event that your project is cancelled or the capacity of your project reduces. The ISOP also calculates a secured amount in respect of this cancellation charge (being a percentage of the cancellation charge, which reduces at certain trigger points). We may ask you for security in respect of this cancellation charge, but we will not ask you for more than the secured amount calculated by the ISOP.

Land Rights

- 5.75 Where Land Rights are required from a third party, the cost of acquiring those rights will be included in either the Connection Charge to you or through a separate mechanism agreed between you and us.
- 5.76 If the Land Rights that we require cannot be obtained by negotiation, we may, following discussion with you, exercise our powers of compulsory purchase (Section 10 and Schedule 3 of the Act) or apply to the Secretary of State or the Scottish Government in Scotland for a 'necessary wayleave' (paragraphs 6-8 of Schedule 4 of the Act). If we do so, the costs that we incur, including those of the Lands Tribunal/ Lands Tribunal for Scotland (which determine issues of compensation) will be charged to you. The Lands Tribunal may award compensation to the landowner and/or anyone who holds an interest in the land and this will be included in the Connection Charge or through a separate mechanism agreed between you and us.

Unmetered Supplies

- 5.77 For some street lighting and other installations, we may allow items of equipment to be connected to our Distribution System without a meter. This is subject to the equipment having a low and predictable pattern of consumption and meeting the requirements of The Electricity (Unmetered Supply) Regulations 2001.
- 5.78 Where we agree that a meter is not required the provision of such a connection is dependent on the owner entering into an unmetered Connection Agreement and providing and maintaining an auditable inventory, in a format agreed with us, so that an accurate estimate of the consumption can be produced.
- 5.79 Where certain criteria are met the provision of services for unmetered connections may be made via a time-based connection service charge, e.g. Rent-a-Jointer Services. This is subject to us entering into a contract with you for the provision of such services.
- 5.80 You may elect to appoint an accredited ICP to carry out the Contestable Work for unmetered connections. The ICP will be allowed to carry out live jointing on low voltage, underground cables. Where you use an ICP, arrangements must first be established as follows:
- You will enter into an agreement with the ICP to carry out and complete the Contestable Work; and
 - We will enter into an agreement and/or an Adoption Agreement with you and/or your appointed ICP as appropriate.

Capacity Ramping for LDNOs

- 5.81 For an LDNO the Required Capacity (expressed in kVA) is the Maximum Capacity to be provided at the boundary between the LDNO's distribution network and our Distribution System. This value will be agreed with us and stated in the Bilateral Connection Agreement for the relevant embedded network.
- 5.82 When a connection is provided to an LDNO the take-up of capacity may grow over a period of time as the site develops and individual customers are connected. In such circumstances the Bilateral Connection Agreement shall include a phased Required Capacity based on the Development Phase.
- 5.83 During the Development Phase a review may be undertaken annually on the anniversary of the Energisation of the embedded network. Any unused capacity identified in such review may be released for use by other customers and the Maximum Capacity reduced to an agreed level within the Bilateral Connection Agreement.
- 5.84 The Required Capacity agreed with us as being required at the end of the Development Phase shall be used to determine the Required Capacity for determination of the Cost Apportionment Factors where applicable.
- 5.85 Should additional capacity subsequently be required, the LDNO may incur additional Connection Charges for any Reinforcement based on the increase in capacity.

Phased Capacity Site

- 5.86 If a Customer has a requirement for capacity to increase over a period of time, then a phased Required Capacity can be agreed. The phased Required Capacity will be documented in the Connection Agreement for the connection.
- 5.87 The DNO will use the phased Required Capacity to assess the needs of the Distribution System and what, if any, Reinforcement is required. Any Reinforcement will be charged in accordance with the Charging Methodology for a Demand Connection or Generation Connection, as appropriate.
- 5.88 The DNO will use the phased Required Capacity, updated in the Connection Agreement and as applicable at the relevant time, as the Maximum Capacity for the purposes of calculating the Customer's Use of System Charges.
- 5.89 By agreeing a phased Required Capacity, the Customer is committing to pay, from Energisation of the connection, Use of System Charges based upon the residual charging band allocated in accordance with DCUSA Schedule 32 (Residual Charging Bands) based on the Required Capacity for the complete development. For example, if the connection will be ramped from 1MVA to 5MVA over 10 years, the Customer is committing to pay Use of System Charges for a 5MVA connection in line with the ramped profile (i.e. when the capacity is ramped to 5MVA in year 10).
- 5.90 During the Development Phase a review may be undertaken annually on or around the anniversary of the date of Energisation of the connection. The results of that review will be discussed, and we may require reasonable changes to the phasing as a result of that review.

Disconnection and De-Energisation

- 5.91 If we either Disconnect or De-energise your Entry/ Exit Point:
- at the request of your Supplier; or
 - due to a failure of your Supplier to comply with the terms of the DCUSA,
- then the cost of such disconnection or De-energisation will be borne by your Supplier.
- 5.92 If we either Disconnect or De-energise your Entry/ Exit Point:
- at your request; or
 - due to a failure by you to comply with the terms of your Connection Agreement,
- then the cost of such disconnection or De-energisation will be borne by you.
- 5.93 On termination of your Connection Agreement, we retain the right to remove our Electrical Plant and Electric Lines and charge you if we do so. Apparatus which is not cost effective for us to recover (e.g. Electric Lines laid underground) will normally be made safe and left at the Premises, but if you require us to remove them, the cost of removal will be payable by you. All such apparatus will remain our property unless otherwise agreed in writing.

Adoption Payments

- 5.94 Where we adopt assets installed by an ICP we will not make any adoption payment in respect of those assets.

Competition in Connections

- 5.95 Where you choose to have any Contestable Work undertaken by an ICP, we levy CIC Charges associated with the design approval, inspection and adoption of the Contestable Works as set out in Section [6] and Section [7].

Worked Examples Illustrating the Application of the Connection Charging Methodology

The following Examples are to illustrate the application of the Connection Charging Methodology and are not intended to provide an accurate estimate of the charges for which a person would become liable in respect of the provision of a connection. The Examples do not necessarily represent the Minimum Scheme for a specific connection application or how we would classify a connection between what is a Demand Connection or Generation Connection. Where an example only applies to either Demand or Generation Connections, then this is identified in the Example title, otherwise the examples apply to both.

The figures quoted in the Examples are illustrative. Section [7] of this statement provides our charges and indicative costs to undertake various activities.

The Examples illustrate where we undertake both the Contestable and Non-Contestable Work. These costs will include the determination of the POC and assessment and design costs, though these are not explicitly identified in the Examples.

Where Contestable Work is undertaken by an ICP, we will apply CIC Charges for services associated with the Contestable Works which would cover activities including design approval, inspection and monitoring. The CIC Charges are not shown in the Examples. For the avoidance of doubt, in each Example, where an ICP undertakes the Contestable Work, our Connection Charge will include the cost of the Non-Contestable Work and the CIC Charges but exclude the cost of Contestable Work.

The Examples are generic and standard for all LDNOs, but they do not represent the network analysis and subsequent design solutions that would be completed for an actual connection scheme. The actual designs are subject to our design policies.

For illustrative purposes only, the rated capacities of the Examples use 'kVA, MVA' and 'kW, MW' interchangeably.





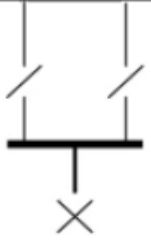







Index of Examples

| Example | Description | Purpose |
|-------------------|---|--|
| 1 | A new connection at LV | To show Extension Assets are charged in full to the Customer. |
| 2 | A new connection at HV | To show LV and HV Extension Assets are charged in full to the Customer. |
| 3 | A new connection on a domestic housing development with interconnection requested by Customer | To illustrate Exception 2 where the interconnection is treated as Extension Assets and are charged in full to the Customer. |
| 4 | A new connection with interconnection requested by us. | To illustrate Exception 1 where LV and HV Extension Assets are charged in full to the Customer, but the interconnection is paid in full by us. |
| 5 | A new connection where the Minimum Scheme is a new substation teed onto the existing HV network. | Simple example of a commercial connection, Extension Assets only, so charged in full to the Customer. |
| 6 | A new connection where the Minimum Scheme is a new substation looped into existing HV network. | Simple example of looped connection, Extension Assets only, so charged in full to the Customer. |
| 7 | A new connection where the Minimum Scheme is as for Example 5 but the Customer requests an enhanced connection arrangement where the substation is looped into existing HV network. | Shows that for a Customer requested Enhanced Scheme that the Customer pays costs above the Minimum Scheme plus O&M. |

| Example | Description | Purpose |
|--------------------|--|---|
| 8 | A new connection where the Minimum Scheme is as for Example 5 but we request an Enhanced Scheme where the substation is looped into the existing HV network. | Shows that for a DNO requested Enhanced Scheme that the DNO pays for all costs above Minimum Scheme. |
| 9 | An additional load application requiring a new connection from the HV network and Reinforcement. | To demonstrate the treatment of Reinforcement cost for a Demand Connection that drives Reinforcement. |
| 10 | A new connection that results in a Point of Connection further away than the nearest network. | To show that the Minimum Scheme may result in a Point of Connection that is further away than the nearest network and may result in increased Extension Asset costs that are charged in full to the Customer. |
| 11 | A new Generation Connection with capacity triggered Reinforcement. | To demonstrate the treatment of Reinforcement cost for a Generation Connection which drives Reinforcement using the Security CAF. |
| 12 | A new Generation Connection with Fault Level Triggered Reinforcement. | To demonstrate how the Fault Level CAF calculation is applied. |
| 13 | A new Generation Connection that requires Reinforcement involving both Security and Fault Level CAFs. | To demonstrate Reinforcement charging principles for a Generation Connection where both Security CAF and Fault Level CAF are applicable. |
| 14 | A new Generation Connection with Reinforcement at a voltage above that of the Point of Connection. | To illustrate that a Generation Connection does not contribute to Reinforcement costs at a voltage level above the connection voltage. |
| 15 | New Generation Connection where switchgear extension is not possible and switchgear replacement is needed | Illustrate Exception 4, if switchgear extension not possible, then treated as Extension Assets and costs are charged in full to the Customer. |
| 16 | A new Storage Connection that triggers Reinforcement | To show that Storage, when not co-located with other demand, is treated as a Generation Connection for the purposes of charging and any Reinforcement at the same Voltage of the POC will be charged, irrespective of whether the Reinforcement is due to the import or the export. |
| 17 | A new connection that is connected by Reinforced assets | To demonstrate the application of Exception 5 where the Customer needs to pay for the assets that connect them to the existing network. |
| 18 | A new connection of a development | To demonstrate the application of Exception 6 where the Customer pays for assets within the site boundary. |
| 19 | A new connection with remote network Reinforcement | To show treatment where capacity is created on a different part of the network and a load transfer is required to allow the connection. Example again demonstrates which elements are Reinforcement and which are Extension Assets. |
| 20 | A new connection with load transfer | Variation to Example 19 where a load transfer is required to free up capacity, but no new capacity is created and demonstrates why elements become Extension Assets. |
| 21 | A new Generation Connection with an Enhanced Scheme at the DNO's request. | To show how the Security CAF calculation is applied where the DNO requests an Enhanced Scheme. |

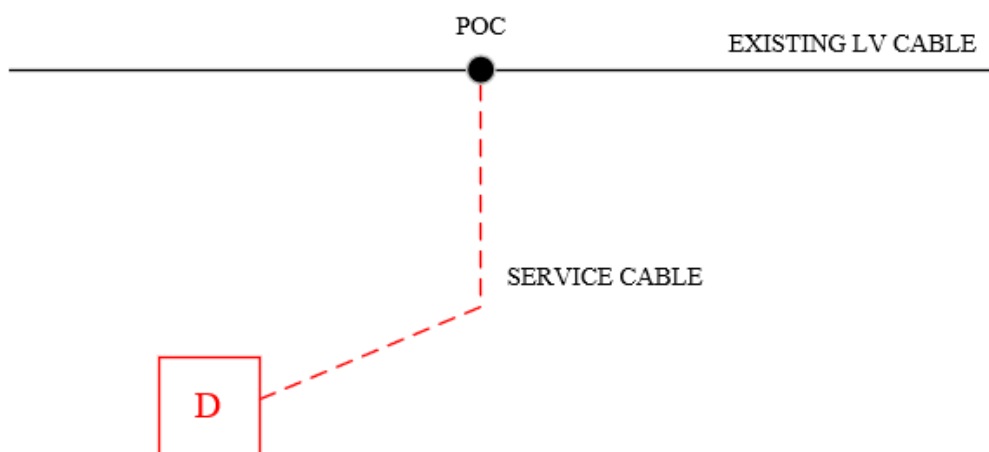
| Example | Description | Purpose |
|--------------------|--|---|
| 22 | A new Generation Connection on a meshed HV distribution system requiring Reinforcement. | To show that a contribution is required where Reinforcement is carried out at the same voltage as the Point of Connection for a Generation Connection. |
| 23 | A non-secure Generation Connection with non-secure Reinforcement. | To show that a contribution is required where Reinforcement is carried out at the same voltage as the Point of Connection for a Generation Connection in relation to a non-secure system. |
| 24 | A new non-secure Generation Connection with secure Reinforcement. | To show the application of the apportionment rule where secure Reinforcement is provided but the connection for a Generation Connection is non-secure. |
| 25 | A new Generation Connection with voltage rise triggered Reinforcement. | To show that a Generation Connection pays for Reinforcement at the voltage level of connection based on the CAF. |
| 26 | A new Generation Connection with voltage rise triggered Reinforcement. | To show that if voltage rise Reinforcement is tailored so that just the amount of network is upgraded to meet the Customer requirements, the CAF is 100% for a Generation Connection. |
| 27 | A new Generation Connection with Fault Level Triggered Reinforcement and transmission works. | To show how the Fault Level CAF calculation is applied and how the cost of transmission works are treated for a Generation Connection. |
| 28 | A new Generation Connection with Fault Level triggered Reinforcement and transmission works. | To show the treatment of Reinforcement costs at more than one voltage level above the POC and the cost of transmission works for a Generation Connection. |
| 29 | A new Demand Connection that has Reinforcement above the High-Cost Project Threshold. | To show how the Demand High-Cost Project Threshold is applied. |
| 30 | A new Generation Connection that has Reinforcement above the High-Cost Project Threshold. | To show how a Generation Connection that triggers the Generation High-Cost Project Threshold is charged when the Reinforcement required is at the same voltage of connection. |
| 31 | The Customer requirements for supply characteristics are greater than the Minimum Scheme. | To illustrate that the Customer specifically requesting a three-phase connection, where the existing network is not of a sufficient number of phases, pays for any Reinforcement. |
| 32 | A new Generation Connection that has Reinforcement costs above the High-Cost Project Threshold at the Voltage Level of the POC (single asset to be cost apportioned). | To show how a Generation Connection that triggers the Generation High-Cost Project Threshold at the Voltage Level of the POC is charged when the Reinforcement required is for a single asset at the same Voltage Level of connection. |
| 33 | A new Generation Connection that has Reinforcement costs above the High-Cost Project Threshold at the Voltage Level of the POC (multiple assets to be cost apportioned). | To show how a Generation Connection that triggers the Generation High-Cost Project Threshold at the Voltage Level of the POC is charged when the Reinforcement required is for multiple assets at the same Voltage Level of connection. |

Key to Illustrations

| | |
|---|-------------------------------|
|  | Circuit Breaker (any voltage) |
|  | Switch |
|  | Transformer |
|  | Joint on cable |
|  | High voltage ring main unit |
|  | Existing cable |
|  | Proposed cable |
|  | Normal Open Point (NOP) |
|  | Generation Connection |
|  | Demand Connection |
|  | Point of Connection (POC) |
|  | Sub Station |

Example 1: A new connection at LV**Purpose: To show Extension Assets are charged in full to the Customer.**

A Customer requests a LV single phase connection to a new house. The Premises can be connected to an existing LV main cable in the street.



The Connection Charge for this Scheme is calculated as follows:

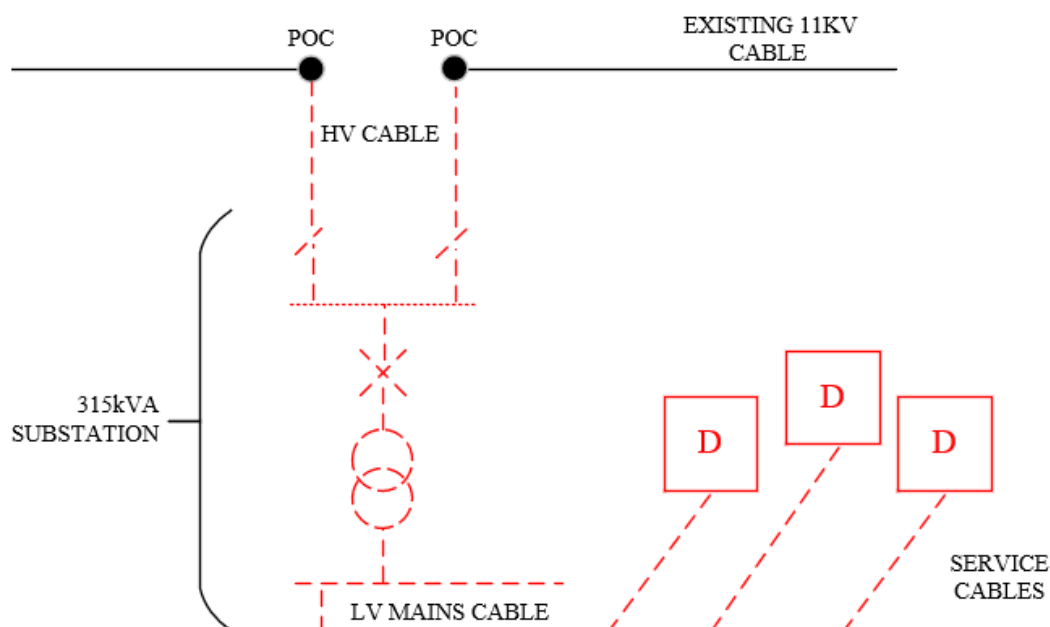
| Extension Assets: | Cost | Apportionment | Customer Contribution |
|--|---------------|---------------|-----------------------|
| 15m service cable, excavation in footpath for joint hole to Customer laid duct, backfill and termination | £1,600 | n/a | £1,600 |
| Single service breech joint | £300 | n/a | £300 |
| | | | |
| Total Extension Asset Cost | £1,900 | | £1,900 |

Total cost of the work = £1,900

Total Connection Charge to Customer = £1,900

Example 2: A new connection at HV**Purpose: To show LV and HV Extension Assets are charged in full to the Customer.**

A housing developer requests connection for 200 domestic Premises. The Required Capacity to supply the 200 homes is 250kVA. A new distribution substation will be established to provide the Required Capacity of the site. The Minimum Scheme requires the substation to be looped into the existing 11kV network.



The Connection Charge for this Scheme is calculated as follows:

| Extension Assets: | Cost | Apportionment | Customer Contribution |
|--|-----------------|---------------|-----------------------|
| Provision and installation 100m 11kV cable | £30,000 | n/a | £30,000 |
| 315kVA substation | £60,000 | n/a | £60,000 |
| LV mains, service cables and terminations | £200,000 | n/a | £200,000 |
| Two 11kV cable joints | £6,000 | n/a | £6,000 |
| | | | |
| Total Extension Asset Cost | £296,000 | | £296,000 |

Total cost of the work = £296,000

Total Connection Charge to Customer = £296,000

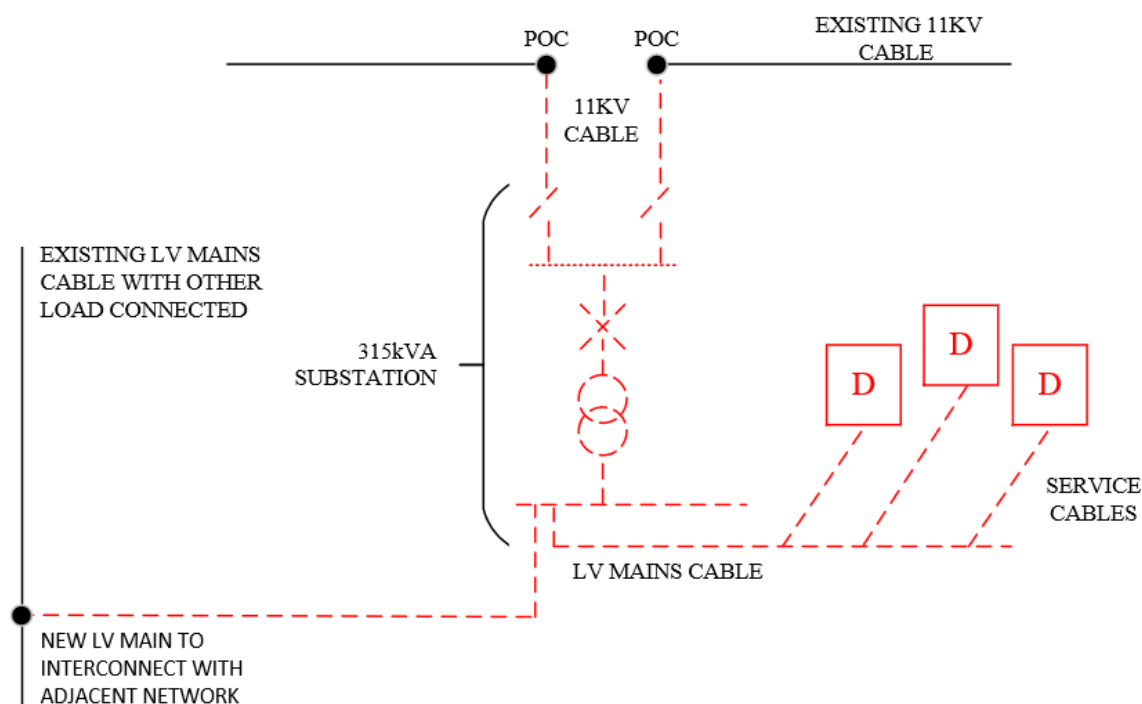
Example 3: A new connection on a domestic housing development with interconnection requested by Customer

Purpose: To illustrate Exception 2 where the interconnection is treated as Extension Assets and are charged in full to the Customer.

As in Example 2, a housing developer requests connections for 200 domestic Premises. The Required Capacity to supply the 200 homes is 250kVA. A new distribution substation will be established to provide the Required Capacity of the site. The Minimum Scheme requires the substation to be looped into the existing 11kV network. However, in this example there is an option to provide an additional LV cable to interconnect the distribution substation with the existing LV network. This option is over and above the Minimum Scheme.

Interconnecting into the existing LV network will increase the capacity of the existing Distribution System. Therefore, the assets that connect the 11kV and LV network would normally be considered to be Reinforcement. These assets (as shown on the diagram below) include the 11kV cable, the 315kVA substation and the interconnecting LV main. They exclude the LV mains and service cables from the 315kVA substation to the Customer's development. However, whether these assets are to be considered Reinforcement or Extension Assets depends upon who requested the LV interconnection.

In this case Exception 2 (paragraph 5.23) applies as the LV interconnector is over and above the minimum scheme and requested by the Customer, therefore all assets (including the interconnecting LV cable) will be treated as Extension Assets and their costs will be borne in full by the Customer. As the interconnecting LV main and associated LV joint are over and above the Minimum Scheme, a charge for their future operation and maintenance will be made.



The Connection Charge for this Scheme is calculated as follows:

| Extension Assets: | Cost | Apportionment | Customer Contribution |
|---|---------|---------------|-----------------------|
| Provision and installation 100m 11kV cable (from existing 11kV network to substation) | £30,000 | n/a | £30,000 |
| 315kVA substation | £60,000 | n/a | £60,000 |

| Extension Assets: | Cost | Apportionment | Customer Contribution |
|--|-----------------|-----------------------------|------------------------------|
| LV mains, service cables and terminations (from substation to the Customer's development) | £200,000 | n/a | £200,000 |
| Two 11kV cable joints | £6,000 | n/a | £6,000 |
| Interconnecting cable (from substation to existing LV network) | £12,000 | In excess of Minimum Scheme | £12,000 |
| LV cable joint | £300 | In excess of Minimum Scheme | £300 |
| Difference between Minimum Scheme and actual Scheme is £12,300. Operations & maintenance @ 20%* of £12,300 | | 20%* of £12,300 | £2,460 |
| | | | |
| Total Extension Asset Cost | £308,300 | | £310,760 |

*Note, the 20% Operation and Maintenance percentage has been used for illustrative purposes only.

Total cost of the work = £308,300

Total Connection Charge to Customer = £308,300 + £2,460 = £310,760

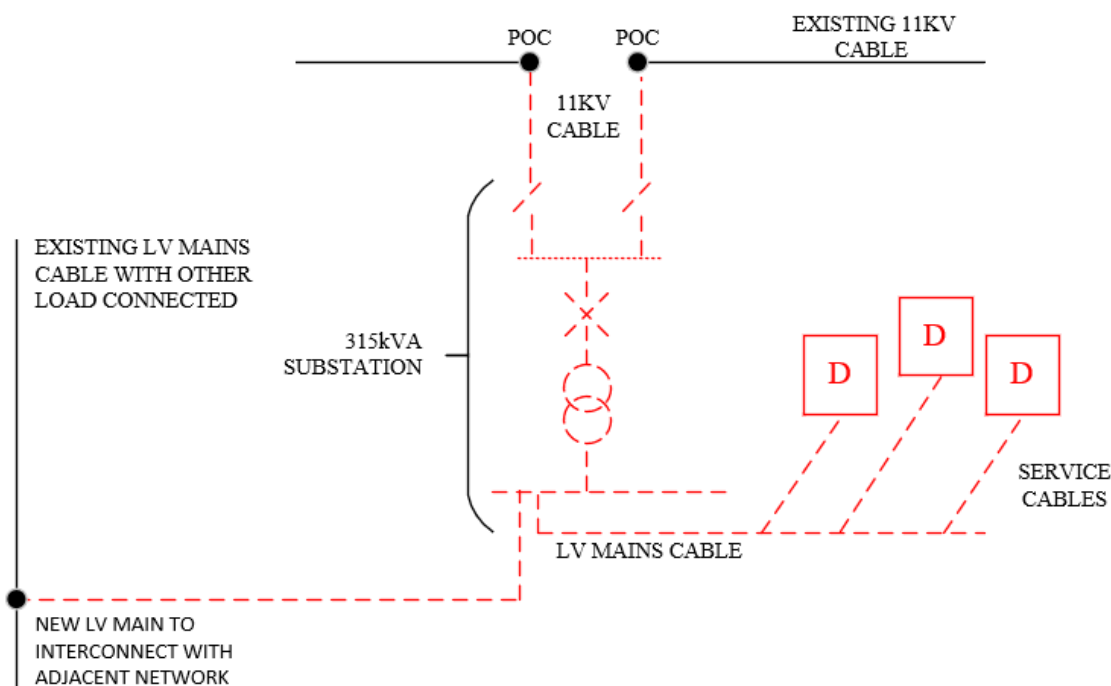
Example 4: A new connection with interconnection requested by us

Purpose: To illustrate Exception 1 where LV and HV Extension Assets are charged in full to the Customer, but the interconnection is paid in full by us.

As in Example 2, a housing developer requests connections for 200 domestic Premises. The Required Capacity to supply the 200 homes is 250kVA. A new distribution substation will be established to provide the Required Capacity of the site. The Minimum Scheme requires the substation to be looped into the existing 11kV network. However, in this Example there is an option to provide an additional LV cable to interconnect the distribution substation with the existing LV network. This option is over and above the Minimum Scheme.

Interconnecting into the existing LV network will increase the capacity of the existing Distribution System. Therefore, the assets that connect the 11kV and LV network would normally be considered to be Reinforcement. These assets (as shown on the diagram below) include the 11kV cable, the 315kVA substation and the interconnecting LV main. They exclude the LV mains and service cables from the 315kVA substation to the Customer's development. However, whether these assets are to be considered Reinforcement or Extension Assets depends upon who requested the LV interconnection.

In this case all the requirements of Exception 1 (paragraph 5.22) are met so the assets that connect the existing 11kV and LV Distribution System will be treated as Extension Assets. The Customer will pay the costs associated with the Minimum Scheme in full. The interconnecting LV cable and associated LV joint, as they are over and above the Minimum Scheme and were requested by us, therefore the costs will be borne in full by us.



The Connection Charge for this Scheme is calculated as follows:

| Extension Assets: | Cost | Apportionment | Customer Contribution |
|---|-----------------|-----------------------------|------------------------------|
| Provision and installation 100m 11kV cable (from existing 11kV network to substation) | £30,000 | n/a | £30,000 |
| 315kVA substation | £60,000 | n/a | £60,000 |
| LV mains, service cables and terminations (from substation to the Customer's development) | £200,000 | n/a | £200,000 |
| Two 11kV cable joints | £6,000 | n/a | £6,000 |
| Interconnecting cable (from substation to existing LV network) | £12,000 | In excess of Minimum Scheme | £0 |
| LV cable joint | £300 | In excess of Minimum Scheme | £0 |
| | | | |
| Total Extension Asset Cost | £308,300 | | £296,000 |

Total cost of the work = £308,300

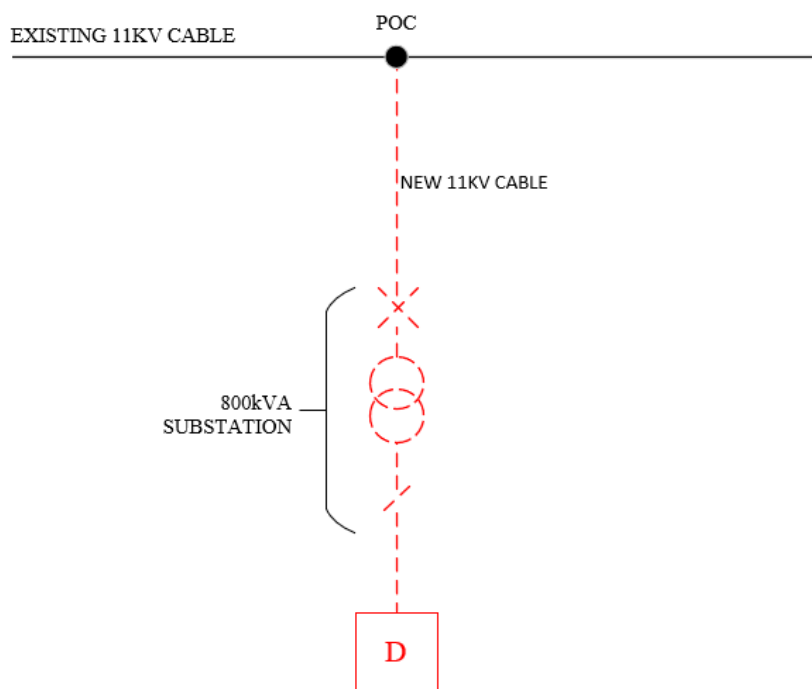
Total Connection Charge to Customer = £296,000

Example 5: A new connection where the Minimum Scheme is a new substation teed onto the existing HV network.

Purpose: Simple example of a commercial connection, Extension Assets only, so charged in full to the Customer.

A Customer requests a new LV three phase 600kVA connection to commercial Premises. Four scenarios for connection are considered in Examples 5 to 8. The Minimum Scheme will be dependent on the specific circumstances as set out in paragraphs 5 to 5.7.

In this example the Minimum Scheme is a new 800kVA substation teed onto the existing 11kV network. The figure below shows the proposed network.



The Connection Charge for this Scheme is calculated as follows:

| Extension Assets: | Cost | Apportionment | Customer Contribution |
|--|-----------------|---------------|-----------------------|
| Provision and installation of 150m of 11kV cable | £45,000 | n/a | £45,000 |
| 800kVA substation | £85,000 | n/a | £85,000 |
| Provision and installation LV cabling | £6,000 | n/a | £6,000 |
| LV Metering Panel | £4,000 | n/a | £4,000 |
| 11KV joint to network | £3,000 | n/a | £3,000 |
| Total Extension Asset Cost | £143,000 | | £143,000 |

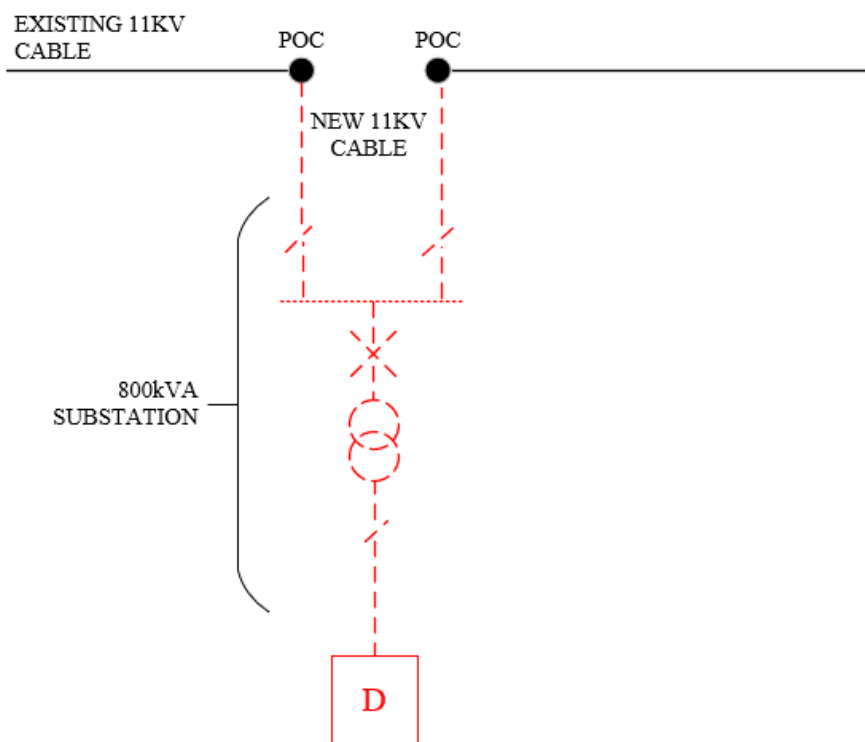
Total cost of the work = £143,000

Total Connection Charge to Customer = £143,000

Example 6: A new connection where the Minimum Scheme is a new substation looped into existing HV network.

Purpose: Simple example of looped connection, Extension Assets only, so charged in full to the Customer.

In this variation to Example 5, the Customer is connected with a looped connection, as illustrated in the following diagram. The Minimum Scheme is a new 800kVA substation looped into existing 11kV network.



The Connection Charge for this Scheme is calculated as follows:

| Extension Assets: | Cost | Apportionment | Customer Contribution |
|---|-----------------|---------------|-----------------------|
| Provision and installation of 300m (2x150m) of 11kV cable looped into the network | £90,000 | n/a | £90,000 |
| 800kVA transformer | £75,000 | n/a | £75,000 |
| Ring Main Unit | £25,000 | n/a | £25,000 |
| Provision and installation LV cabling | £6,000 | n/a | £6,000 |
| LV Metering Panel | £4,000 | n/a | £4,000 |
| 11kV joints to network | £6,000 | n/a | £6,000 |
| Total Extension Asset Cost | £206,000 | | £206,000 |

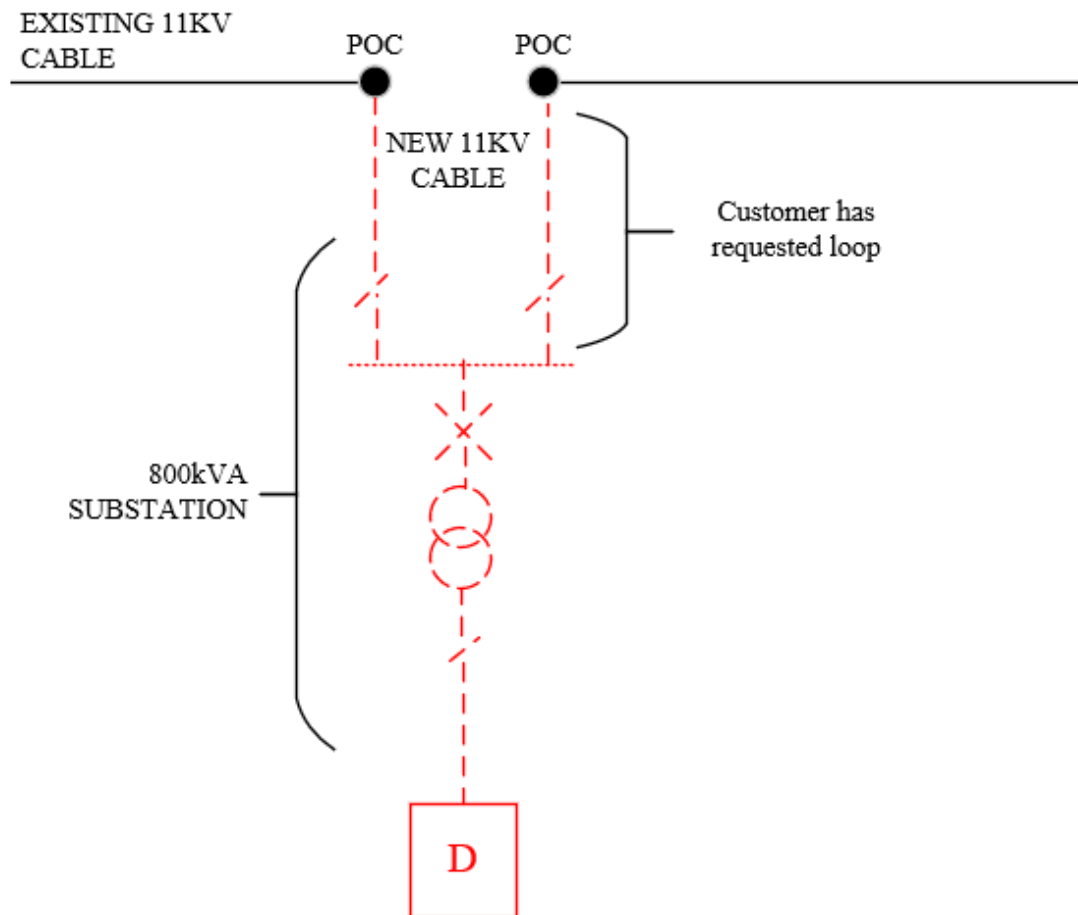
Total cost of the work = £206,000

Total Connection Charge to Customer = £206,000

Example 7: A new connection where the Minimum Scheme is as for Example 5 but the Customer requests an enhanced connection arrangement where the substation is looped into existing HV network.

Purpose: Shows that for a Customer requested Enhanced Scheme that the Customer pays costs above the Minimum Scheme plus O&M.

In this variation to Example 5, the Customer requests an enhanced connection arrangement where the substation is looped into existing 11kV network, as illustrated in the following diagram. The Minimum Scheme is as for Example 5.



The Connection Charge for this Scheme is calculated as follows:

| Extension Assets: | Cost | Apportionment | Customer Contribution |
|--|-----------------|----------------------|------------------------------|
| Provision and installation of 300m (2x150m) of 11KV cable looped into the network | £90,000 | n/a | £90,000 |
| 800kVA substation | £75,000 | n/a | £75,000 |
| Ring Main Unit | £25,000 | n/a | £25,000 |
| Provision and installation LV cabling | £6,000 | n/a | £6,000 |
| LV Metering Panel | £4,000 | n/a | £4,000 |
| 11kV joints to network | £6,000 | n/a | £6,000 |
| Total Extension Asset Cost | £206,000 | | £206,000 |
| Difference between Minimum and the actual Scheme is £63,000 (£206,000-£143,000). Operation & Maintenance @20%* of £63,000. | | 20%* of £63,000 | £12,600 |
| Total Extension Asset Cost incl O&M | | | £218,600 |

*Note, the 20% Operation and Maintenance percentage has been used for illustrative purposes only

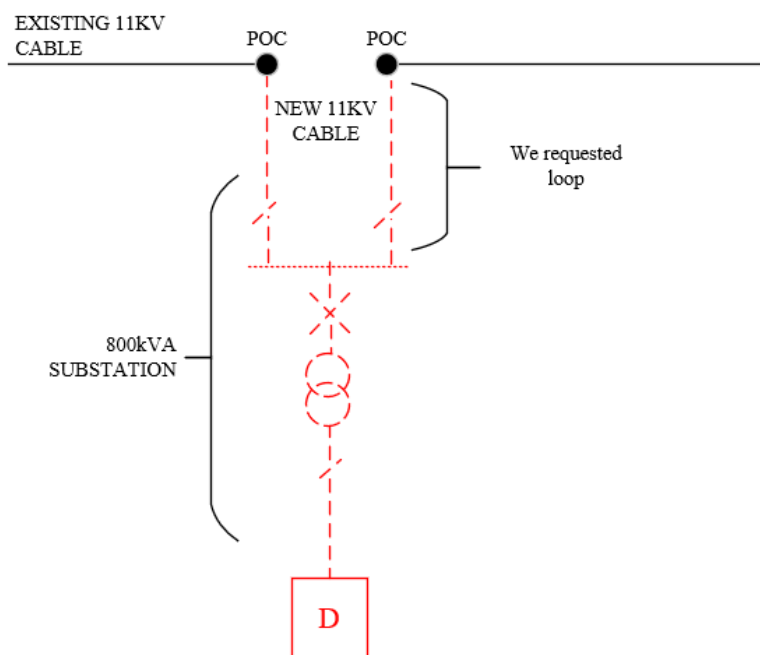
Total cost of the work = £206,000

Total Connection Charge to Customer = £206,000 + £12,600 = £218,600

Example 8: A new connection where the Minimum Scheme is as for Example 5 but we request an Enhanced Scheme where the substation is looped into the existing HV network.

Purpose: Shows that for a DNO requested Enhanced Scheme that the DNO pays for all costs above Minimum Scheme.

In this variation to Example 5, the Customer is connected with a looped connection, as illustrated in the following diagram. The Minimum Scheme is as for Example 5 but we request an Enhanced Scheme where the substation is looped into the existing 11kV network.



The Connection Charge for this Scheme is calculated as follows:

| Extension Assets: | Cost | Apportionment | Customer Contribution |
|---|-----------------|------------------------------|-----------------------|
| Provision and installation of 300m (2x150m) of 11kV cable | £90,000 | Minimum Scheme charges apply | £45,000 |
| 800kVA transformer | £75,000 | Minimum Scheme charges apply | £85,000 |
| Ring Main Unit | £25,000 | | |
| Provision and installation LV cabling | £6,000 | n/a | £6,000 |
| LV Metering Panel | £4,000 | n/a | £4,000 |
| 11kV joints to network | £6,000 | Minimum Scheme charges apply | £3,000 |
| Total Extension Asset Cost | £206,000 | | £143,000 |

Total cost of the work = £206,000

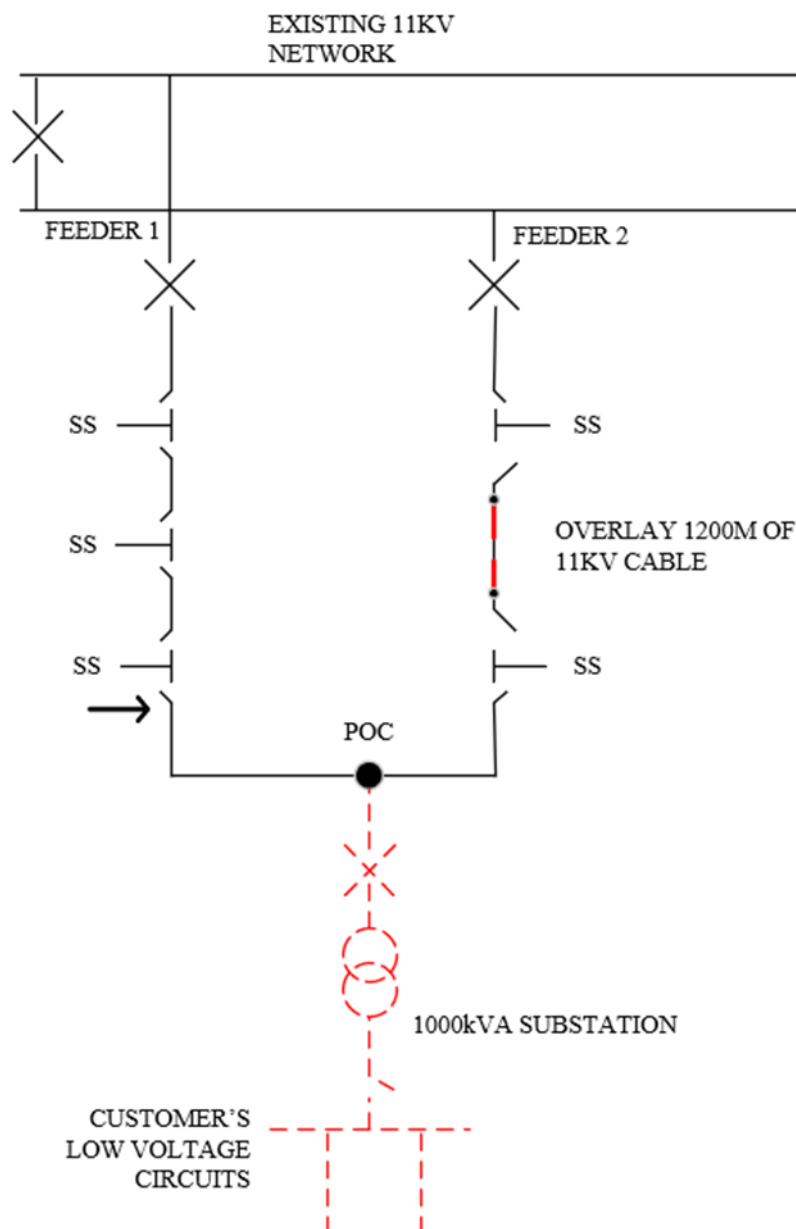
Total Connection Charge to Customer = £143,000

Example 9: An additional load application requiring a new connection from the HV network and Reinforcement.

Purpose: To demonstrate the treatment of Reinforcement cost for a Demand Connection that drives Reinforcement.

A Customer requests to increase the Maximum Capacity of their existing LV connection from 200kVA to 850kVA; an increase of 650kVA (the Required Capacity). The Connection is a Demand Connection.

As the Customer's existing LV connection is unable to deliver the Required Capacity a new connection will be required from the local 11kV network. This will be a non-secure connection to a secure network. The Minimum Scheme is to overlay part of the nearest 11kV circuit (Feeder 2) which only has spare capacity of 200kVA. The Reinforcement to make the capacity available requires 1200m of existing 11kV cable to be overlaid with a larger capacity cable. Costs of the disconnection of the existing LV connection have not been included in this example.



Reinforcement:

The Relevant Section of Network is the two feeder ring comprising Feeder 1 and Feeder 2.

As this connection is a Demand Connection the Customer will not be charged for Reinforcement. The Connection Charge for this Scheme is calculated as follows:

| Reinforcement | Cost | Apportionment | Customer Contribution |
|---------------------------------|-----------------|---------------|-----------------------|
| Overlay 1200m of 11kV cable | £360,000 | 0% | £0 |
| 11kV Jointing | £6,000 | 0% | £0 |
| | | | |
| Total Reinforcement Cost | £366,000 | | £0 |

| Extension Assets | Cost | Apportionment | Customer Contribution |
|---------------------------------------|-----------------|---------------|-----------------------|
| Provision and installation 11kV cable | £60,000 | n/a | £60,000 |
| 1000kVA substation | £80,000 | n/a | £80,000 |
| Termination of Customer's LV cables | £4,000 | n/a | £4,000 |
| LV Metering panel | £4,000 | n/a | £4,000 |
| 11kV Jointing | £3,000 | n/a | £3,000 |
| | | | |
| Total Extension Asset Cost | £151,000 | | £151,000 |

Total Cost of the Work = £366,000 + £151,000 = £517,000

Total Connection Charge to Customer = £151,000

Example 10: A new connection that results in a Point of Connection further away than the nearest network.

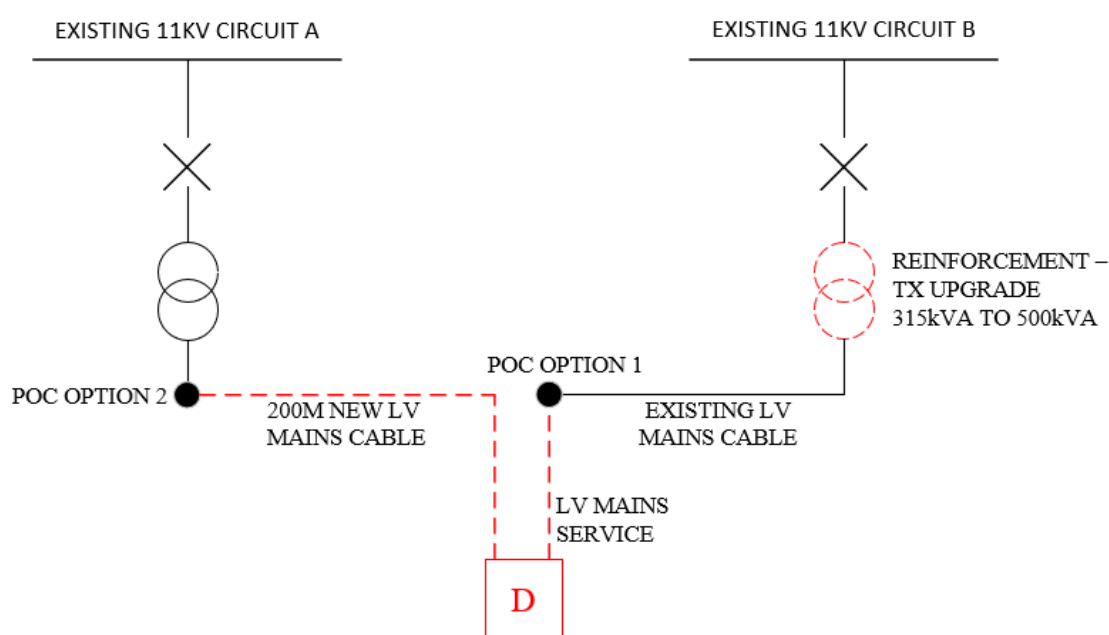
Purpose: To show that the Minimum Scheme may result in a Point of Connection that is further away than the nearest network and may result in increased Extension Asset costs that are charged in full to the Customer.

A Customer applies for a new connection with a Maximum Capacity of 100kVA.

Assessment of the local network identifies that there is an existing LV cable to the front of the development, which is fed from a 315kVA transformer. The LV cable has sufficient spare capacity for the connection; however the transformer is at full capacity and would therefore require Reinforcement work to upgrade it from a 315kVA to 500kVA transformer.

Two design options are considered.

1. For the first option, the cost of this work is estimated to be £70,000, and the cost of the LV Mains Service is estimated to be £5,000.



The Connection Charge for this Option 1 would be calculated as follows:

| Reinforcement Assets: | Cost | Apportionment | Customer Contribution |
|---------------------------------------|----------------|---------------|-----------------------|
| Upgrade 315kVA transformer to 500kVA | £70,000 | 0% | £0 |
| | | | |
| Total Reinforcement Asset Cost | £70,000 | | £0 |

| Extension Assets: | Cost | Apportionment | Customer Contribution |
|-----------------------------------|---------------|---------------|-----------------------|
| LV Mains Service | £5,000 | n/a | £5,000 |
| | | | |
| Total Extension Asset Cost | £5,000 | | £5,000 |

Total cost of the work = £70,000 + £5,000 = £75,000

Total Connection Charge to Customer = £5,000 = £5,000

2. For the second option, there is a large cross-sectional LV cable 200m from the development which is fed from a 1000kVA transformer, and both the LV cable and transformer have sufficient spare capacity to provide a connection to the development without Reinforcement work. This design requires Extension Assets involving 200m of LV Cable estimated to cost £40,000 and a mains type service; the cost of the LV Mains Service is £5,000 consistent with the first option.

The Connection Charge for Option 2 would be calculated as follows:

| Extension Assets: | Cost | Apportionment | Customer Contribution |
|-----------------------------------|----------------|----------------------|------------------------------|
| 200m of LV mains cable | £40,000 | n/a | £40,000 |
| LV Mains Service | £5,000 | n/a | £5,000 |
| | | | |
| Total Extension Asset Cost | £45,000 | | £45,000 |

Total cost of the work = £45,000

Total Connection Charge to Customer =£45,000

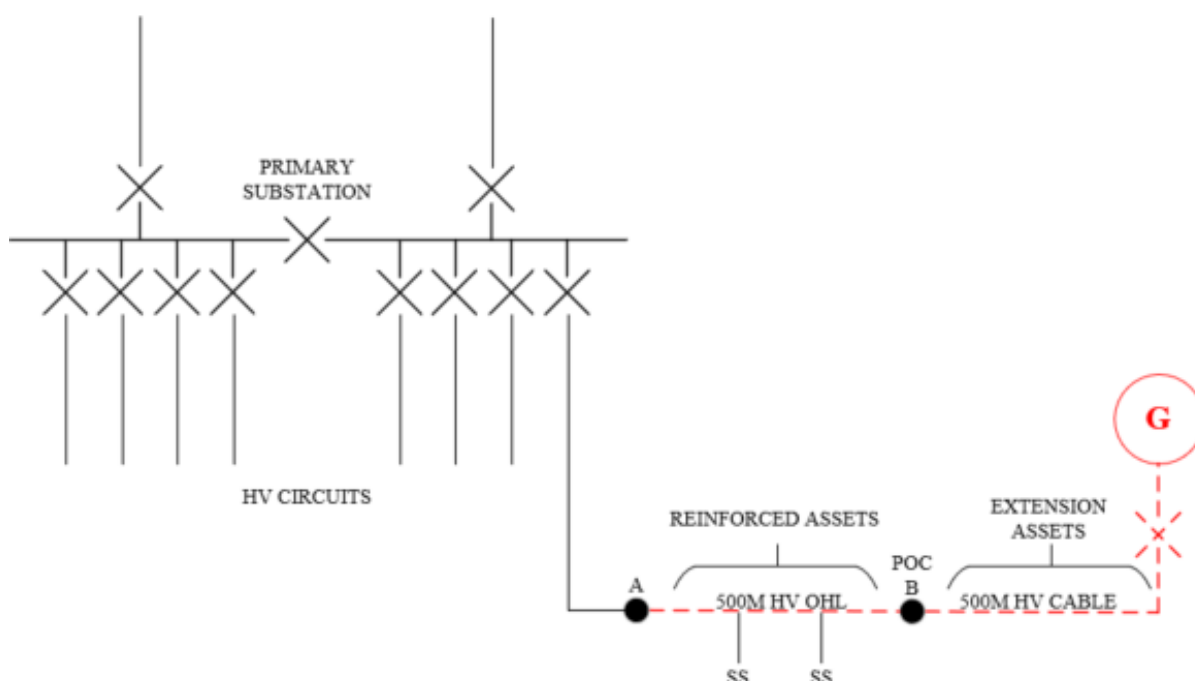
Option 2 has the lower overall capital cost of £45,000 (compared to £75,000 for Option 1) and therefore represents the Minimum Scheme. Whilst Option 2 results in a higher charge to the Customer, it is the overall capital cost that is used to determine the Minimum Scheme. The connection offer to the Customer would therefore be based on Option 2.

Example 11: A new Generation Connection with capacity triggered Reinforcement.

Purpose: To demonstrate the treatment of Reinforcement cost for a Generation Connection which drives Reinforcement using the Security CAF.

A Customer requests a Generation Connection with a Required Capacity for export purposes of 3MW. The Minimum Scheme requires the Reinforcement of 500m of 11kV overhead line between points A and B to provide 7.6MVA of capacity.

The POC is to the existing 11kV network at point B and it is proposed to install 500m of 11kV underground cable from the POC to the Customer's installation and this cable is treated as Extension Assets.

**Reinforcement:**

The Relevant Section of Network is the 11kV OHL between points A and B and the Security CAF applies. The numerator in the CAF calculation is based upon the Required Capacity of the Customer, i.e. 3MVA and the denominator is based on the New Network Capacity following Reinforcement, i.e. 7.6MVA.

The Connection Charge for this Scheme is calculated as follows:

| Reinforcement: | Cost | Apportionment | Customer Contribution |
|---|----------------|---|-----------------------|
| Re-conductor 500m of 11kV overhead line at a higher capacity (7.6MVA) | £60,000 | $\frac{3}{7.6} \times 100\%$ = 39.5% | £23,700 |
| | | | |
| Total Reinforcement Cost | £60,000 | | £23,700 |

| Extension Assets: | Cost | Apportionment | Customer Contribution |
|---|---------|---------------|-----------------------|
| Installation of 500m 11kV cable | £45,000 | n/a | £45,000 |
| 11kV circuit breaker at Customer's substation | £25,000 | n/a | £25,000 |
| | | | |

| | | | |
|-----------------------------------|----------------|--|----------------|
| Total Extension Asset Cost | £70,000 | | £70,000 |
|-----------------------------------|----------------|--|----------------|

Total cost of the work = £60,000 + £70,000 = £130,000

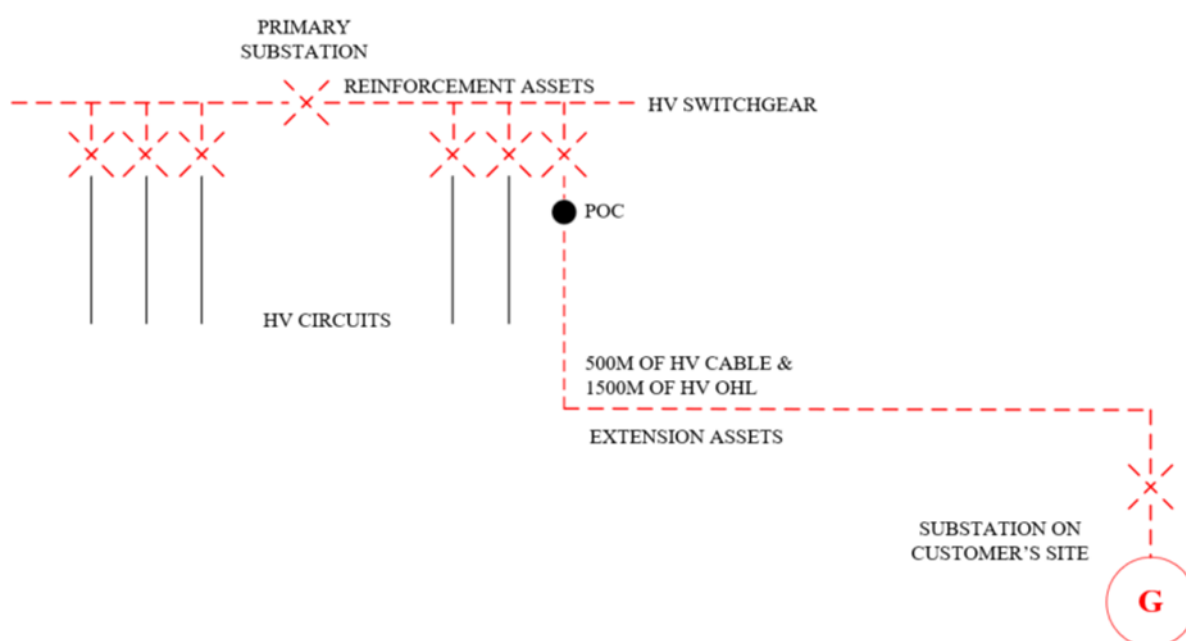
Total Connection Charge to Customer = £23,700 + £70,000 = £93,700

Example 12: A new Generation Connection with Fault Level-Triggered Reinforcement.

Purpose: To demonstrate how the Fault Level CAF calculation is applied.

A Customer wishes to connect a new generator with a Required Capacity for export purposes of 6MW. The connection of the generator requires the installation of 500m of 11kV cable and 1500m of overhead line between a new circuit breaker, added to the 11kV extensible switchgear panel at an existing primary substation and a new substation at the Customer's Premises. These assets are treated as Extension Assets.

The connection of the generator necessitates Reinforcement works to replace the 11kV switchgear at the existing primary substation with switchgear of a higher fault level rating.

**Reinforcement:**

Fault Level CAF calculation: The numerator in the CAF calculation is based upon the Fault Level contribution from the Customer's new generator connection, in this Example, 24MVA. The denominator is based upon the New Fault Level Capacity; in this Example the Fault Level capacity of the new 11kV switchboard, 315MVA.

The Connection Charge for this Scheme is calculated as follows:

| Reinforcement: | Cost | Apportionment | Customer Contribution |
|--|-----------------|---|-----------------------|
| Replacement 11kV switchboard (excluding Customer's sole use circuit breaker) | £800,000 | $3 \times (24/315) \times 100\% = 22.9\%$ | £182,857 |
| | | | |
| Total Reinforcement Cost | £800,000 | | £182,857 |

| Extension Assets: | Cost | Apportionment | Customer Contribution |
|--|----------|---------------|-----------------------|
| Installation of a 500m 11kV cable | £150,000 | n/a | £150,000 |
| Installation of a 1500m 11kV overhead line | £120,000 | n/a | £120,000 |

| | | | |
|---|-----------------|-----|-----------------|
| 11kV circuit breaker at Customer substation | £25,000 | n/a | £25,000 |
| | | | |
| Total Extension Asset Cost | £325,000 | | £325,000 |

Total cost of the work = £800,000 + £325,000 = £1,125,000

Total Connection Charge to Customer = £182,857 + £325,000 = £507,857

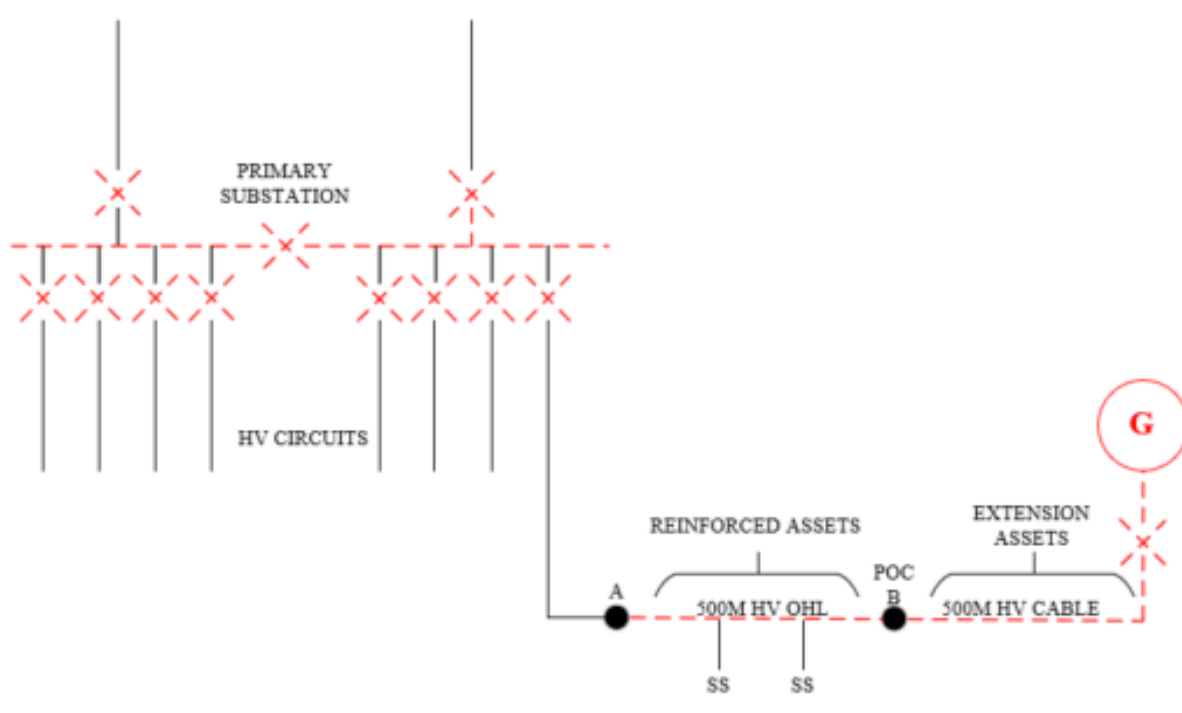
Example 13 A new Generation Connection that requires Reinforcement involving both Security and Fault Level CAFs.

Purpose: To demonstrate Reinforcement charging principles for a Generation Connection where both Security CAF and Fault Level CAF are applicable.

A Customer requests a connection to a generator with a Required Capacity for export purposes of 6MW. The Fault Level contribution at the primary substation from the generation connection is 10MVA.

The POC is to the existing 11kV network at point B and it is proposed to install 500m of 11kV underground cable from the POC to the Customer's installation. This is treated as Extension Assets.

The connection requires the Reinforcement of 500m of 11kV overhead line between points A and B for a thermal capacity requirement and the Security CAF applies. The connection also requires the replacement of the existing 11kV switchboard at the primary substation in order to increase its fault level rating from 150MVA to 350MVA and the Fault Level CAF applies. However, the new fault level will be limited by the fault level rating of the local network of 250MVA.



Reinforcement:

The Relevant Section of Network is the 11kV network from the primary substation to Point B.

Security CAF calculation: the numerator in the CAF calculation is based upon the Required Capacity of the Customer, i.e. 6MW. The denominator is based on the New Network Capacity following Reinforcement, which is 7.6MVA, i.e. after Reinforcement, in this particular case, the section of cable with the lowest rating.

The Relevant Section of Network is the 11kV switchboard at the primary substation.

Fault Level CAF calculation: The numerator in the CAF calculation is based upon the Fault Level contribution from the Customer's new generator connection, in this Example 10MVA. The denominator is based upon the New Fault Level Capacity, which is the lower of the Fault Level capacity of the new 11kV switchboard, 350MVA or of the local system, 250MVA in this Example.

The Connection Charge for this Scheme is calculated as follows:

| Reinforcement | Cost | Apportionment | Customer Contribution |
|--|-----------------|--|-----------------------|
| Re-conductor of 500m of 11kV overhead line | £20,000 | $6/7.6 \times 100\% = 78.9\%$ Security CAF | £15,789 |
| Replacement 11kV switchboard | £800,000 | $3 \times (10/250) \times 100\% = 12.0\%$ Fault Level CAF | £96,000 |
| | | | |
| Total Reinforcement Cost | £820,000 | | £111,789 |

| Extension Assets | Cost | Apportionment | Customer Contribution |
|---|-----------------|---------------|-----------------------|
| Installation of 500m 11kV cable | £150,000 | n/a | £150,000 |
| 11kV circuit breaker at Customer's substation | £12,000 | n/a | £12,000 |
| 11kV pole top termination | £2,500 | n/a | £2,500 |
| Total Extension Asset Cost | £164,500 | | £164,500 |

Total cost of the work: = £820,000 + £164,500 = £984,500

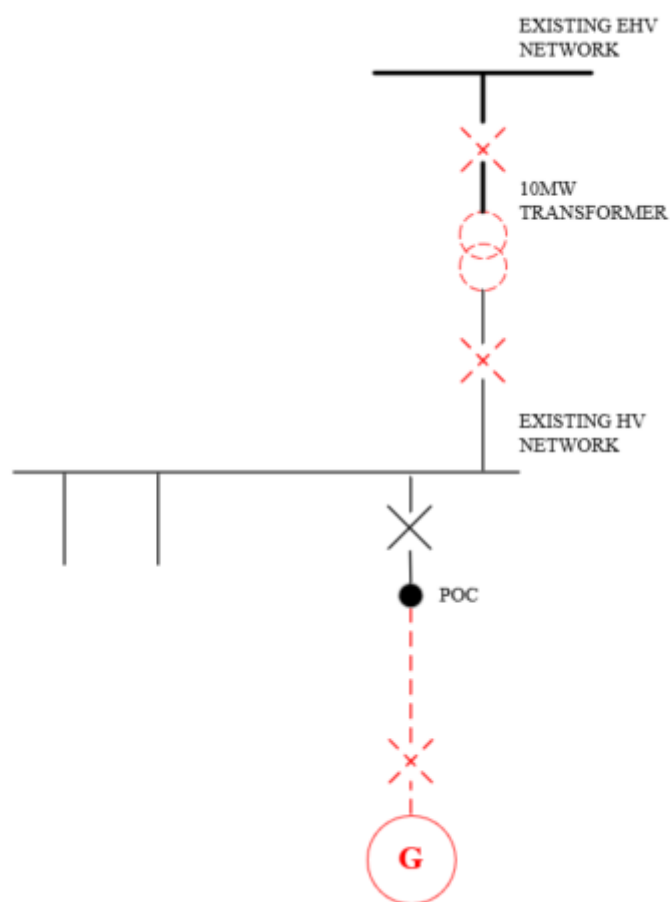
Total Connection Charge to Customer = £111,789 + £164,500 = £276,289

Example 14 A new Generation Connection with Reinforcement at a voltage above that of the Point of Connection.

Purpose: To illustrate that a Generation Connection does not contribute to Reinforcement costs at a voltage level above the connection voltage.

A Customer requests a Generation Connection with a Required Capacity for export purposes of 6.0MW. A new single circuit cable will be required to connect the Customer to the existing 11kV network. There is sufficient spare capacity on the existing 11kV network main but the existing 7.5MVA transformer at the local 11kV/33kV substation is fully loaded.

The Minimum Scheme is to provide a new 250m 11kV cable from the POC which is treated as Extension Assets. The connection also requires the replacement of the 7.5MW transformer at the local substation with a 10MVA transformer and is treated as Reinforcement. The 11kV and 33kV switchgear either side of the transformer also requires replacement due to exceedance of its thermal capacity.



Reinforcement:

Security CAF calculation: The numerator in the CAF calculation is based upon the Required Capacity of the Customer, which is 6MW. The denominator is based on the New Network Capacity following Reinforcement, which is 10MVA.

Reinforcement is required at both the 11kV and 33kV levels, however the CAF is only required at the same voltage of connection, which in this case is 11kV.

The Connection Charge for this Scheme is calculated as follows:

| Reinforcement: | Cost | Apportionment | Customer Contribution |
|---------------------------------|-------------------|-----------------------------------|-----------------------|
| 11kV Jointing | £3,000 | 6/10 x 100% = 60% Security CAF | £1800 |
| 11kV circuit breaker | £30,000 | 6/10 x 100% = 60% Security CAF | £18,000 |
| 33kV circuit breaker | £80,000 | 0% | £0 |
| Transformer replacement | £1,000,000 | 0% | £0 |
| | | | |
| Total Reinforcement Cost | £1,113,000 | | £19,800 |

| Extension Assets: | Cost | Apportionment | Customer Contribution |
|---|----------------|---------------|-----------------------|
| Install 200m of 11kV cable | £60,000 | n/a | £60,000 |
| 11kV circuit breaker at Customer's substation | £25,000 | n/a | £25,000 |
| 11kV Jointing | £3,000 | n/a | £3,000 |
| | | | |
| Total Extension Asset Cost | £88,000 | | £88,000 |

Total cost of the work = £1,113,000 + £88,000 = £1,201,000

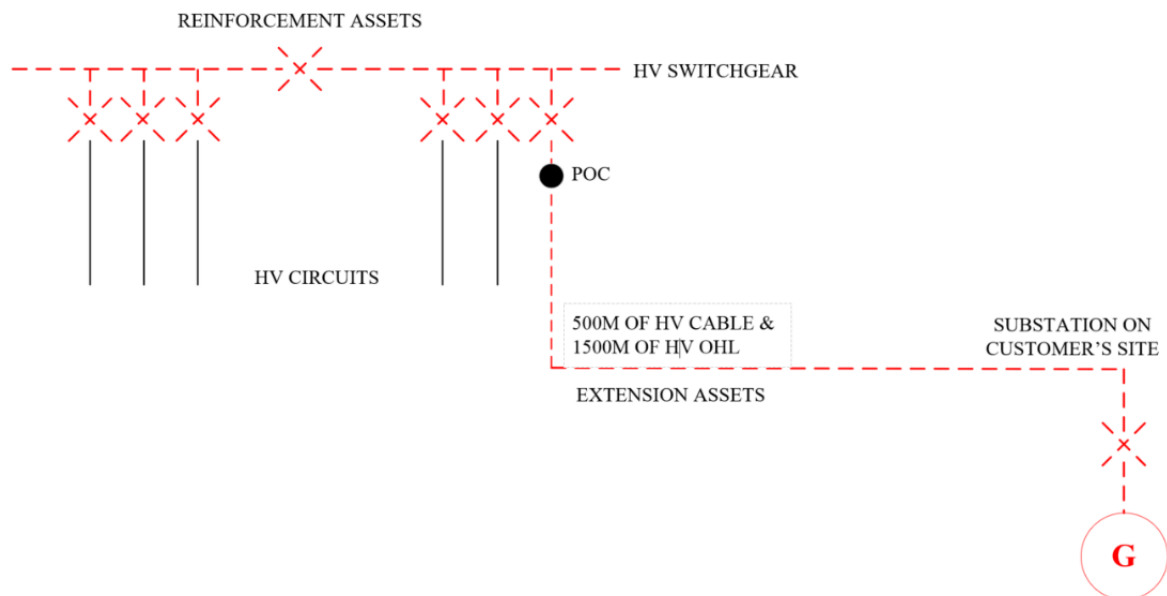
Total Connection Charge to Customer = £19,800 + £88,000 = £107,800

Example 15: A new Generation Connection where switchgear extension is not possible and switchgear replacement is needed.

Purpose: Illustrate Exception 4, if switchgear extension not possible, then treated as Extension Assets and costs are charged in full to the Customer.

This example demonstrates the application of Exception 4 (paragraph 5.25).

A Customer requests to connect a new generator with a Required Capacity for export purposes of 3MW. The connection of the generator requires the installation of the works as provided in Example 13 above. In this scenario, however, there is no Fault Level issue but, as the connection cannot be facilitated by an extension of the existing switchgear equipment in our primary substation, a full replacement of the existing switchgear installation is required. As no capacity is added to the existing shared use distribution network, the Customer will be required to fund the full cost of the switchgear installation replacement.



The existing switchgear had fault level rating of 250MVA. The company no longer uses switchgear with a fault level rating of 250MVA, so uses the closest equivalent switchgear used by it as standard, which has a slightly higher rating. Whilst the replacement switchgear increases the fault level capacity and could be considered Reinforcement, in this case this is due solely to the fault level rating of the standard equipment used by the company being higher than the fault level rating of the existing switchgear. The increase in fault level capacity is not required to connect the Customer. Therefore, Exception 4 (Paragraph 5.25) applies and the switchgear is considered Extension Assets and its costs will be charged in full to the Customer.

The Connection Charge for this Scheme is calculated as follows:

| Extension Assets: | Cost | Apportionment | Customer Contribution |
|---|-----------------|----------------------|------------------------------|
| Installation of a 500m 11kV cable | £150,000 | n/a | £150,000 |
| Installation of a 1500m 11kV overhead line | £120,000 | n/a | £120,000 |
| 11kV circuit breaker at Customer substation | £25,000 | n/a | £25,000 |
| | | | |
| Replacement 11kV switchboard | £450,000 | n/a | £450,000 |
| New Extension Asset circuit breaker | £25,000 | n/a | £25,000 |
| | | | |
| Total Extension Asset Cost | £770,000 | | £770,000 |

Total cost of the work = £770,000

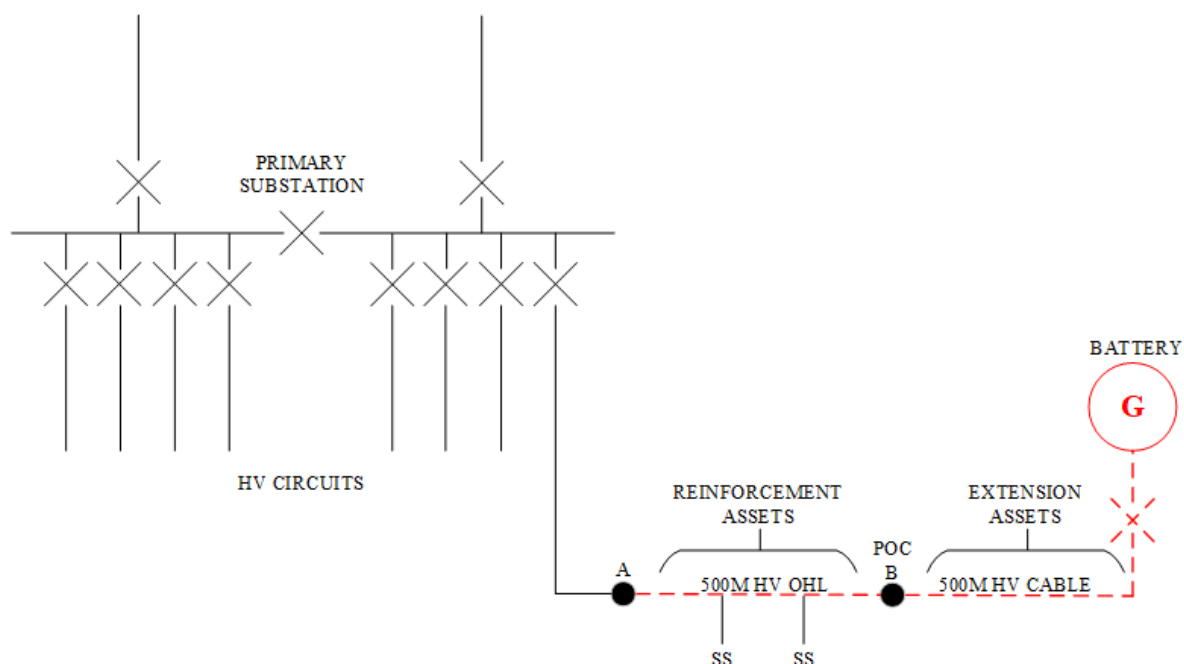
Total Connection Charge to Customer = £770,000

Example 16: A new Storage Connection that triggers Reinforcement.

Purpose: To show that Storage, when not co-located with other demand, is treated as a Generation Connection for the purposes of charging and any Reinforcement at the same Voltage of the POC will be charged, irrespective of whether the Reinforcement is due to the import or the export.

A Customer requests to connect a Battery with a Required Capacity of 3MW export and 3MVA import. The Minimum Scheme requires the Reinforcement of 500m of 11kV overhead line between points A and B to provide 7.6MVA of capacity.

The POC is to the existing 11kV network at point B and it is proposed to install 500m of 11kV underground cable from the POC to the Customer's installation and this cable is treated as Extension Assets.



Reinforcement:

The Relevant Section of Network is the 11kV OHL between points A and B and the Security CAF applies. The numerator in the CAF calculation is based upon the Required Capacity of the Customer. In this instance, the reinforcement is driven by the Required Capacity for import, i.e. 3MVA and the denominator is based on the New Network Capacity following Reinforcement, i.e. 7.6MVA.

The Connection Charge for this Scheme is calculated as follows:

| Reinforcement: | Cost | Apportionment | Customer Contribution |
|---|----------------|---------------------------------|------------------------------|
| Re-conductor 500m of 11kV overhead line at a higher capacity (7.6MVA) | £60,000 | $3/7.6 \times 100\%$ = 39.5% | £23,700 |
| | | | |
| Total Reinforcement Cost | £60,000 | | £23,700 |

| Extension Assets: | Cost | Apportionment | Customer Contribution |
|---|----------------|----------------------|------------------------------|
| Installation of 500m 11kV cable | £45,000 | n/a | £45,000 |
| 11kV circuit breaker at Customer's substation | £25,000 | n/a | £25,000 |
| | | | |
| Total Extension Asset Cost | £70,000 | | £70,000 |

Total cost of the work = £60,000 + £70,000 = £130,000

Total Connection Charge to Customer = £23,700 + £70,000 = £93,700

Example 17: A new connection that is connected by Reinforced assets

Purpose: To demonstrate the application of Exception 5 where the Customer needs to pay for the assets that connect them to the existing network

A new housing development has a Required Capacity of 1MVA to serve 450 plots. The local 11kV feeder has a network capacity of 7.7MVA based upon the limitation of the existing 400 Amp circuit breakers at Primary Substation A. The existing load on the circuit is 7.6MVA. The new load will be connected to the existing 11kV feeder from Primary Substation A with 100m of 11kV cable from POC A to the point D at the boundary of the site and provide interconnection with 700m of 11kV cable from POC B at Primary Substation B to the boundary of the site at point C. In this example:

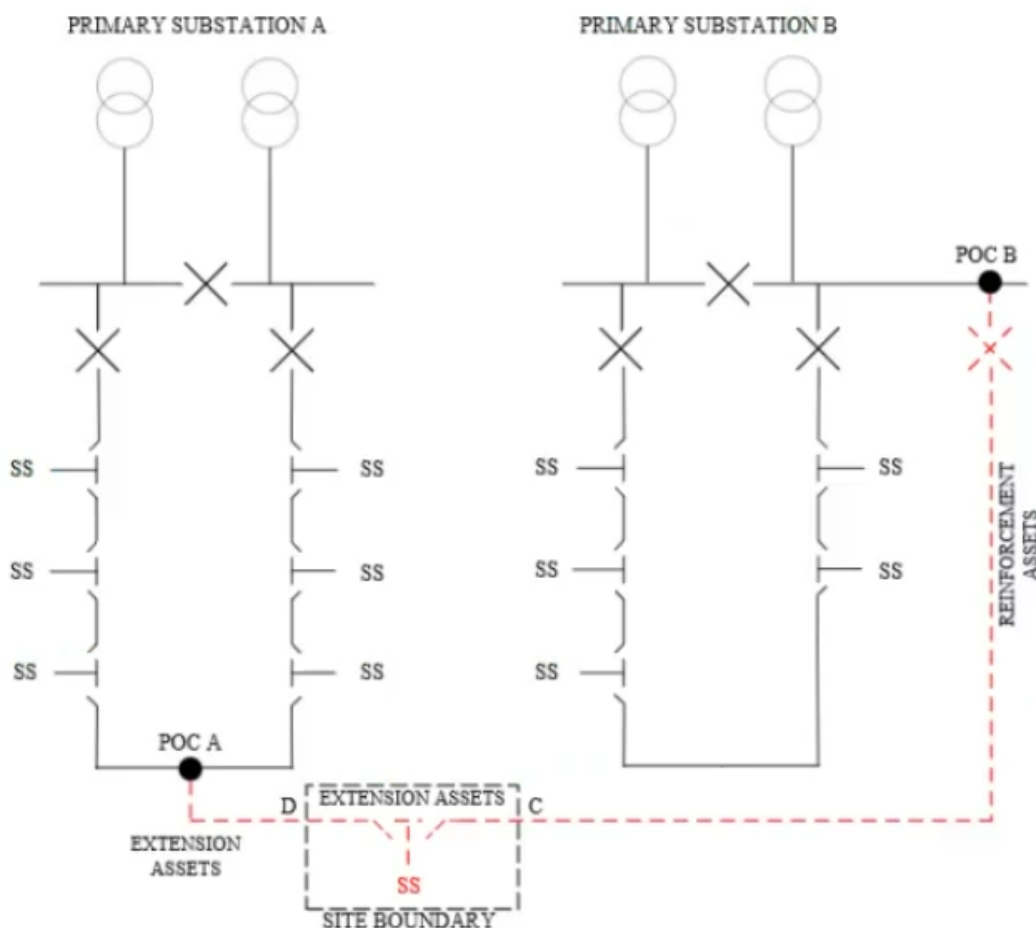
200m of 11kV cable on site (between points C and D) is required to provide connectivity within the development and is considered to be Extension Assets.

100m of 11kV cable from POC A to the point D.

700m of 11kV cable from POC B to the point C

The Minimum Scheme requires the site to be connected onto the existing network. In this case the lowest cost feeder is the 11kV cable from A to D and is treated as an Extension Asset. The alternative connection to POC B at Primary Substation B is required to meet the minimum network security requirements and is treated as Reinforcement.

The figure below shows the proposed network.



Reinforcement:

The 700m of 11kV cable from POC B at Primary Substation B to point C is treated as reinforcement however as this is a demand connection the reinforcement work is funded by us.

The Connection Charge for this Scheme is calculated as follows:

| Reinforcement: | Cost | Apportionment | Customer Contribution |
|--|-----------------|---------------|-----------------------|
| 1 new HV Circuit Breaker from POC B | £30,000 | 0% | £0 |
| 2 by HV closing joints | £6,000 | 0% | £0 |
| 700m of HV cable from POC B to point C | £210,000 | 0% | £0 |
| | | | |
| Total Reinforcement Cost | £246,000 | | £0 |

| Extension Assets: | Cost | Apportionment | Customer Contribution |
|--|-----------------|---------------|-----------------------|
| 100m of HV cable from POC A to point D | £30,000 | n/a | £30,000 |
| One 1000kVA Substation | £75,000 | n/a | £75,000 |
| On site LV mains and services | £24,900 | n/a | £24,900 |
| 2 by HV cable box terminations | £24,000 | n/a | £24,000 |
| | | | |
| Total Extension Asset Cost | £153,900 | | £153,900 |

Total cost of the work = £246,000 + £153,900 = £399,900

Total Connection Charge to Customer = £153,900 = £153,900

Example 18: A new connection of a development

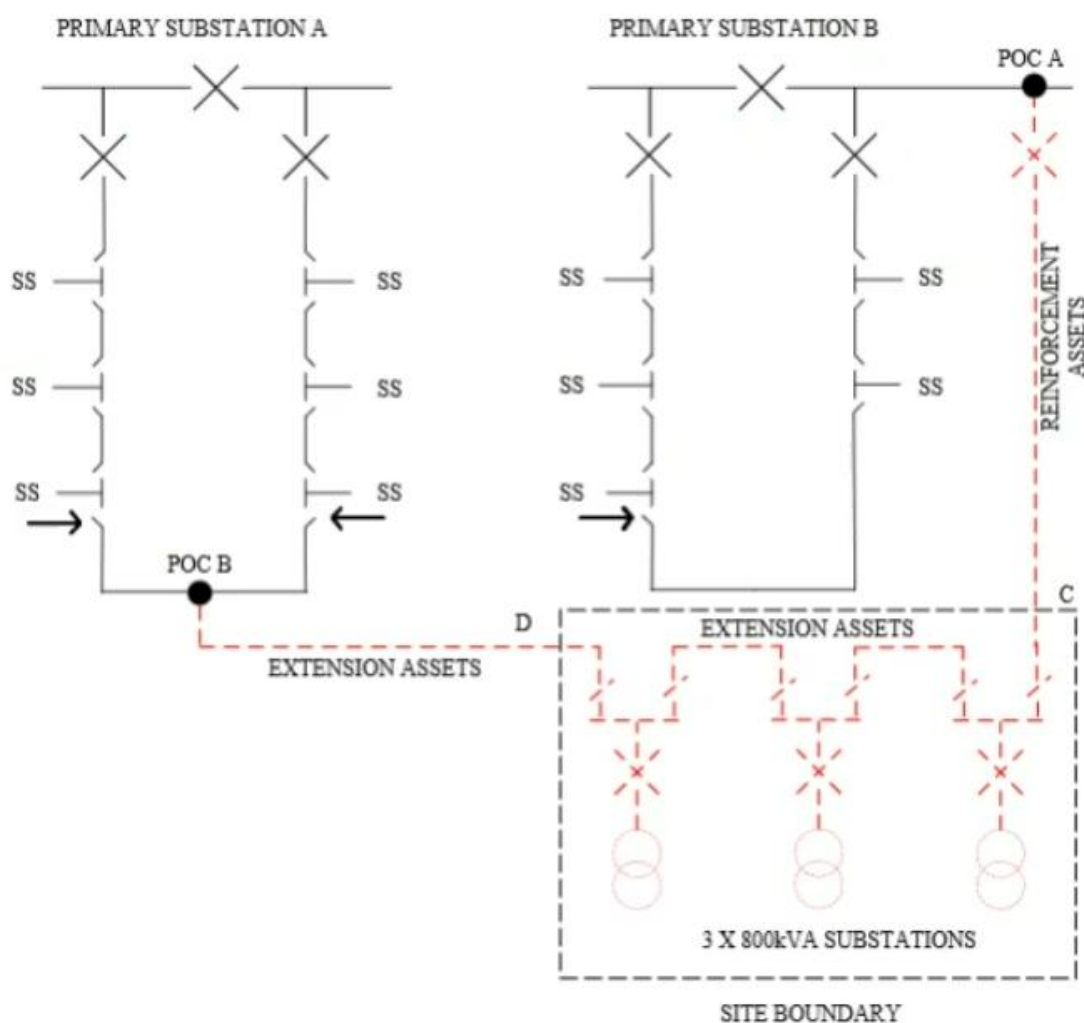
Purpose: To demonstrate the application of Exception 6 where the Customer pays for assets within the site boundary.

This example demonstrates the application of Exception 6 (paragraph 5.27) where the Customer pays for assets within the site boundary.

A new housing development (a Demand Connection) has a Required Capacity of 2MVA to serve 900 plots. The local 11kV feeder has a network capacity of 7.7MVA based upon the limitation of the existing 400 Amp circuit breakers at Primary Substation A. The existing load on the circuit is 7.6MVA. It is therefore not possible to connect the new load to this circuit without Reinforcement works. The Minimum Scheme is to connect the new load to the new 11kV feeder from Primary Substation B and provide interconnection to an existing secure 11kV feeder from Primary Substation A. In this Example 600m of 11kV cable on site (between Points C and D) is required to provide connectivity within the development and is considered to be Extension Assets.

The three 800kVA substations are not considered to provide connection between POC A and POC B. The 600m of 11kV cable on site is additional network length to provide connectivity between multiple exit points on the Customer's site. Therefore, Exception 6 applies and the 600m of 11kV cable on site will be treated as Extension Assets and its costs will be charged in full to the Customer.

The figure below shows the proposed network.



Reinforcement:

The assets connecting POC A and point C add capacity to the existing network will be treated as Reinforcement and funded by us.

The Connection Charge for this Scheme is calculated as follows:

| Reinforcement: | Cost | Apportionment | Customer Contribution |
|---|-----------------|----------------------|------------------------------|
| 1 new 11kV Circuit Breaker tailed out from Primary Substation B (POC A) | £30,000 | 0% | £0 |
| 2 by 11kV closing joints | £6,000 | 0% | £0 |
| 700m of 11kV cable from Primary Substation B to site | £210,000 | 0% | £0 |
| | | | |
| Total Reinforcement Cost | £246,000 | | £0 |

| Extension Assets: | Cost | Apportionment | Customer Contribution |
|---------------------------------------|-----------------|----------------------|------------------------------|
| 600m of 11kV cable on site | £180,000 | n/a | £180,000 |
| 3 by 800kVA unit Substation | £225,000 | n/a | £225,000 |
| On site LV mains and services | £24,900 | n/a | £24,900 |
| 2 by 11kV cable box terminations | £24,000 | n/a | £24,000 |
| 600m of 11kV cable from POC B to site | £180,000 | n/a | £180,000 |
| | | | |
| Total Extension Asset Cost | £633,900 | | £633,900 |

Total cost of the work = £246,000 + £633,900 = £879,900

Total Connection Charge to Customer = £0 + £633,900 = £633,900

Example 19: A new connection with remote network Reinforcement

Purpose: To show treatment where capacity is created on a different part of the network and a load transfer is required to allow the connection. Example again demonstrates which elements are Reinforcement and which are Extension Assets.

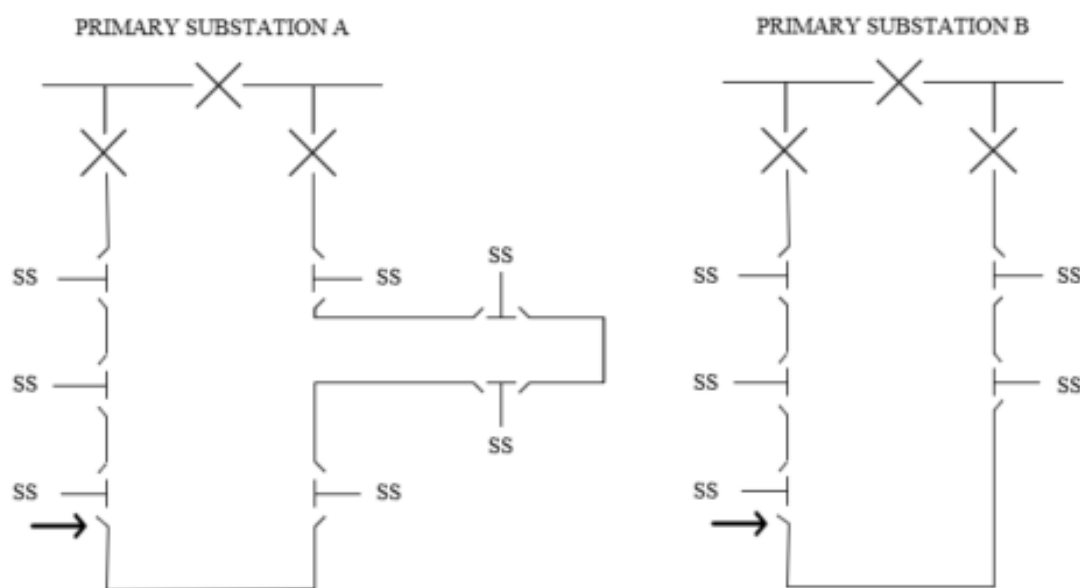
This example shows the arrangements that will apply where it is necessary to reinforce a different part of the Distribution System so that existing load may be transferred in order to release capacity for the new connection.

A Customer requests a Generation Connection with a Required Capacity of 2MW. The local 11kV feeder has a network capacity of 7.7MW based upon the limitation of the existing 400 Amp circuit breakers at Primary Substation A. The existing load on the circuit is 7.7MW. It is therefore not possible to connect the new generation to this circuit without Reinforcement works.

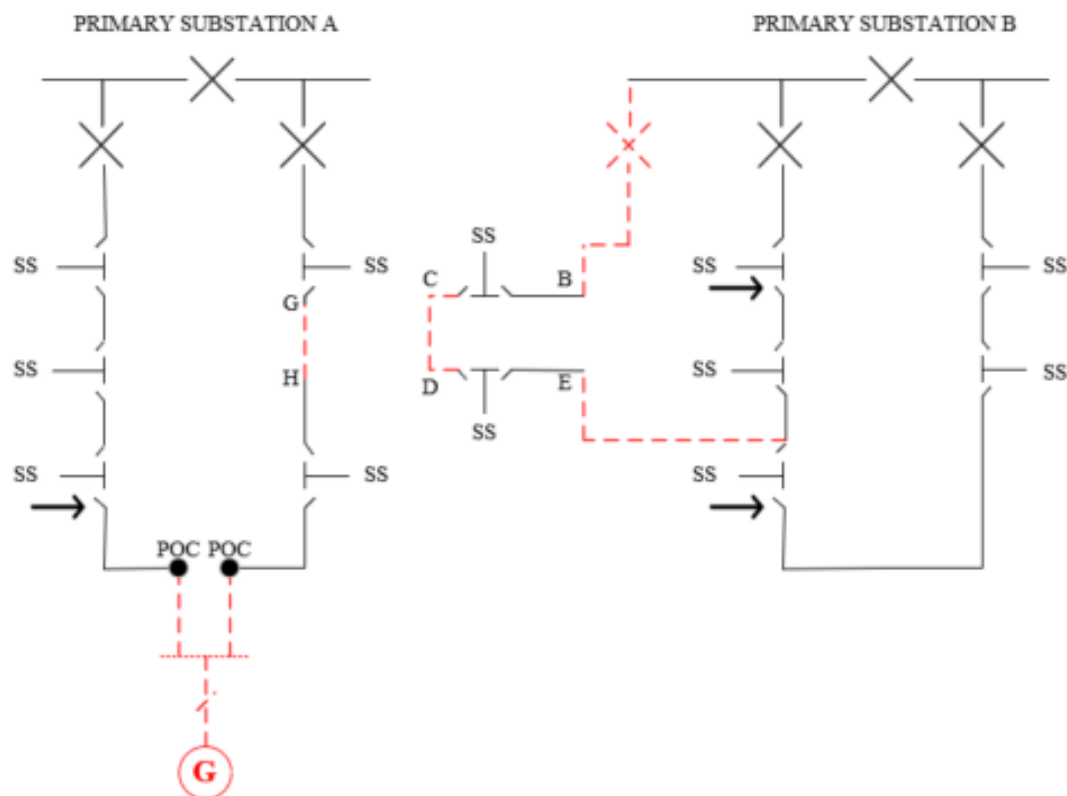
It is proposed to reinforce an adjacent network from primary substation B so that two existing substations may be transferred on to it from primary substation A, in order to release capacity to accommodate the new connection. Primary Substation B has sufficient spare capacity to accommodate the two existing substations. A new circuit breaker is to be installed at Primary Substation B and a new 11kV feeder (also rated at 7.7MW) is to be installed between points A – B and between points E – F for connection to the local 11kV circuit at point F. The existing circuit will be cut at point BE so that the new joints can be made. This will convert the Primary Substation B network from a two-feeder to a three-feeder network. The total new cable length between points A – B and points E - F is 500m. The network will be reconfigured by the installation of two short straps C – D and G - H in order to maintain connectivity.

This Reinforcement will allow a POC to be taken from the local 11kV circuit to supply the new generation. The newly installed cable to connect the generation from the POC is 1200m long. The above work represents the Minimum Scheme to provide connections to the new site.

The figure below shows the original network.



The figure below shows the proposed network.



Reinforcement:

The Relevant Section of Network is the three-feeder network from Primary Substation B which supplies the loads on the existing two feeders from Primary Substation B as well as the loads at points C and D transferred from the network from the Primary Substation A. The RSN does not supply the new generation in this case. The numerator in the CAF calculation is based upon the Required Capacity of the new generation, i.e. 2MW. In this case, the New Network Capacity (under N-1 conditions) following the Reinforcement works is equal to $(3 - 1) \times 7.7\text{MW} = 15.4\text{MW}$.

Fault Level CAF calculation: This Scheme does not have any significant Fault Level contribution to the existing shared use distribution network and Fault Level CAF is therefore not applicable here.

The Connection Charge for this Scheme is calculated as follows:

| Reinforcement: | Cost | Apportionment | Customer Contribution |
|--|-----------------|------------------------------|-----------------------|
| 500m of 11kV cable: A-B, C-D, E-F | £150,000 | $2/15.4 \times 100\% = 13\%$ | £19,480 |
| 11kV Circuit Breaker at Primary Substation B | £30,000 | As above | £3,896 |
| 11kV jointing at Points A,B,C,D,E,F | £18,000 | As above | £2,337 |
| | | | |
| Total Reinforcement Cost | £198,000 | | £25,713 |

| Extension Assets: | Cost | Apportionment | Customer Contribution |
|---|----------|---------------|-----------------------|
| 1200m of 11kV cable inc. strap at G – H | £360,000 | n/a | £360,000 |
| 3 by 800kVA distribution substations | £225,000 | n/a | £225,000 |

| | | | |
|---|-----------------|-----|-----------------|
| On site LV mains and services | £24,900 | n/a | £24,900 |
| 4 by 11kV closing joints at POC and at points G,H | £12,000 | n/a | £12,000 |
| | | | |
| Total Extension Asset Cost | £621,900 | | £621,900 |

Total cost of the work = £198,000 + £621,900 = £819,900

Total Connection Charge to Customer = £25,713 + £621,900 = £647,613

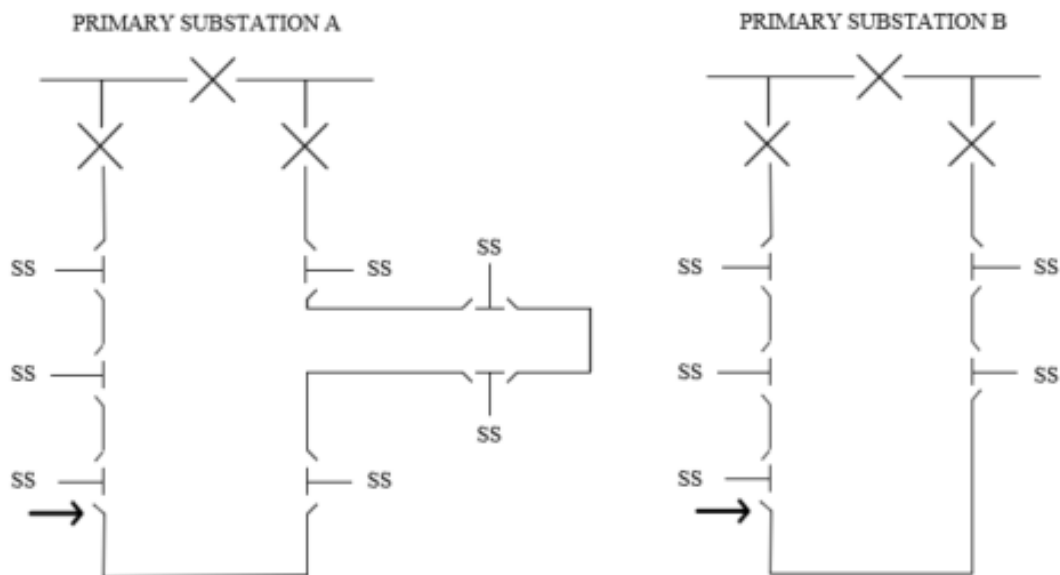
Example 20: A new connection with load transfer

Purpose: Variation to Example 19 where a load transfer is required to free up capacity but no new capacity is created and demonstrates why elements become Extension Assets.

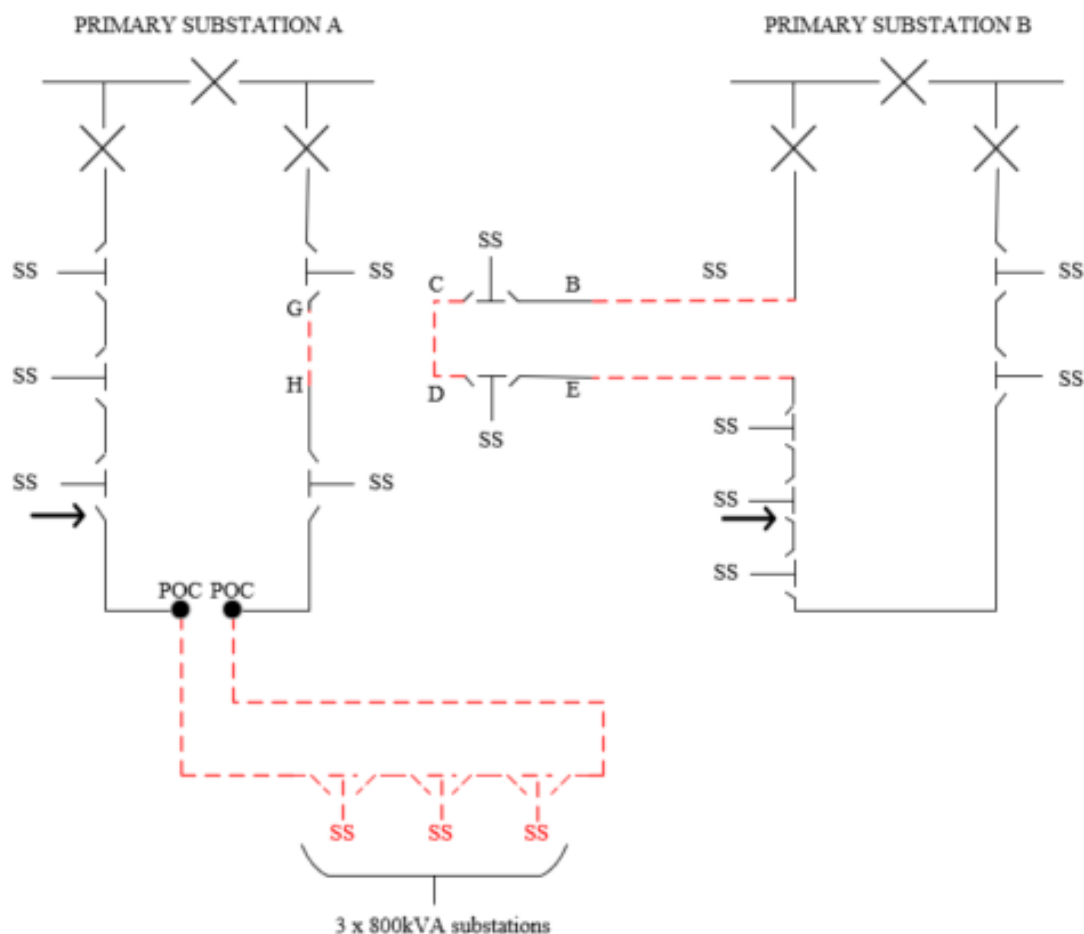
This variation of Example 19 shows the arrangements that will apply where it is necessary to reconfigure the Distribution System so that existing demand may be transferred in order to release capacity for the new connection.

A new housing development has a Required Capacity of 2MVA to serve 900 plots. The local 11kV feeder has a network capacity of 7.7MVA based upon the limitation of the existing 400 Amp circuit breakers at Primary Substation A. The existing load on the circuit is 7.6MVA. It is therefore not possible to connect the new load to this circuit as presently configured.

The figure below shows the original network.



The figure below shows the proposed network.



Reinforcement:

It is proposed to reconfigure the Distribution System such that two existing substations may be transferred on to an adjacent network, in order to release capacity so that the new connections can be made. Primary Substation B has sufficient spare capacity to accommodate the two existing substations. New cables are to be installed between points A – B and between points E – F. The existing circuit will be cut at point B & E so that the new joints can be made. The total new cable length between points A – B and points E - F is 100m. The network will be reconfigured by the installation of two short straps C – D and G - H in order to maintain connectivity. As this work involves the transfer of capacity there is no Reinforcement work required.

This transfer of existing demand will allow a POC to be taken from the local 11kV circuit to connect the new development. The newly installed cable to connect the development from the POC is 1200m long. Three 800kVA distribution substations are to be established onsite. The above work represents the Minimum Scheme to provide connections to the new site.

The Connection Charge for this Scheme is calculated as follows:

| Extension Assets: | Cost | Apportionment | Customer Contribution |
|--|-----------------|----------------------|------------------------------|
| 1300m of 11kV cable including A-B, C-D, E-F, G-H and from POC to the development | £390,000 | n/a | £390,000 |
| 3 by 800kVA distribution substations | £225,000 | n/a | £225,000 |
| On site LV mains and services | £24,900 | n/a | £24,900 |
| 10 by 11kV closing joints at POC and at points A,B,C,D,E,F,G,H | £30,000 | n/a | £30,000 |
| | | | |
| Total Extension Asset Cost | £669,900 | | £669,900 |

Total cost of the work = £669,900

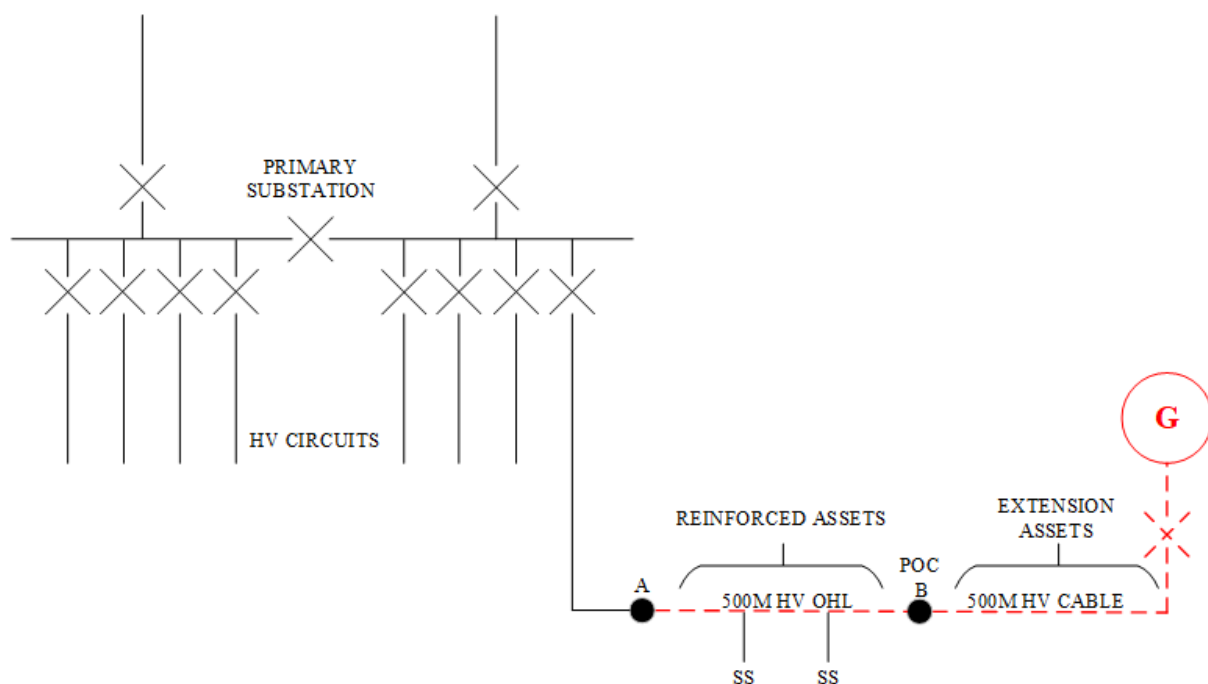
Total Connection Charge to Customer = £669,900

Example 21: A new Generation Connection with an Enhanced Scheme at the DNO's request.

Purpose: To show how the Security CAF calculation is applied where the DNO requests an Enhanced Scheme.

Please refer to Example 11, which is the Minimum Scheme for this project. In this example, a Customer requests a Generation Connection with a Required Capacity for export purposes of 3MW. The Minimum Scheme requires the Reinforcement of 500m of 11kV overhead line between points A and B to provide 7.6MVA of capacity. However, the DNO has decided to install an Enhanced Scheme by increasing the capacity of the 11kV overhead line to 13MVA.

The POC is to the existing 11kV network at point B and it is proposed to install 500m of 11kV underground cable from the POC to the Customer's installation.



Reinforcement:

The Relevant Section of Network is the 11kV OHL between points A and B

Security CAF calculation: The numerator in the CAF calculation is based upon the Required Capacity of the new generation, i.e. 3MW. In this example the DNO has decided to install an Enhanced Scheme and the Connection Charge that will apply will be the lower of the Connection Charge associated with the Minimum Scheme (see Example 11) and the Enhanced Scheme. The numerator in the CAF calculation is based upon the Required Capacity of the Customer, i.e. 3MW and the denominator is based on the Enhanced Scheme New Network Capacity following Reinforcement, i.e. 13MVA.

Fault Level CAF calculation: This Scheme does not have any significant Fault Level contribution to the existing shared use distribution network so the Fault Level CAF is therefore not applicable here.

The Connection Charge for this Scheme is calculated as follows:

| Reinforcement: | Cost | Apportionment | Customer Contribution |
|--|----------------|------------------------|------------------------------|
| Re-conductor 500m of 11kV overhead line at a higher capacity (13MVA) | £70,000 | 3/13 x 100% = 23.1% | £16,170 |
| | | | |
| Total Reinforcement Cost | £70,000 | | £16,170 |

| Extension Assets: | Cost | Apportionment | Customer Contribution |
|---|----------------|----------------------|------------------------------|
| Installation of 500m 11kV cable | £45,000 | n/a | £45,000 |
| 11kV circuit breaker at Customer's substation | £25,000 | n/a | £25,000 |
| | | | |
| Total Extension Asset Cost | £70,000 | | £70,000 |

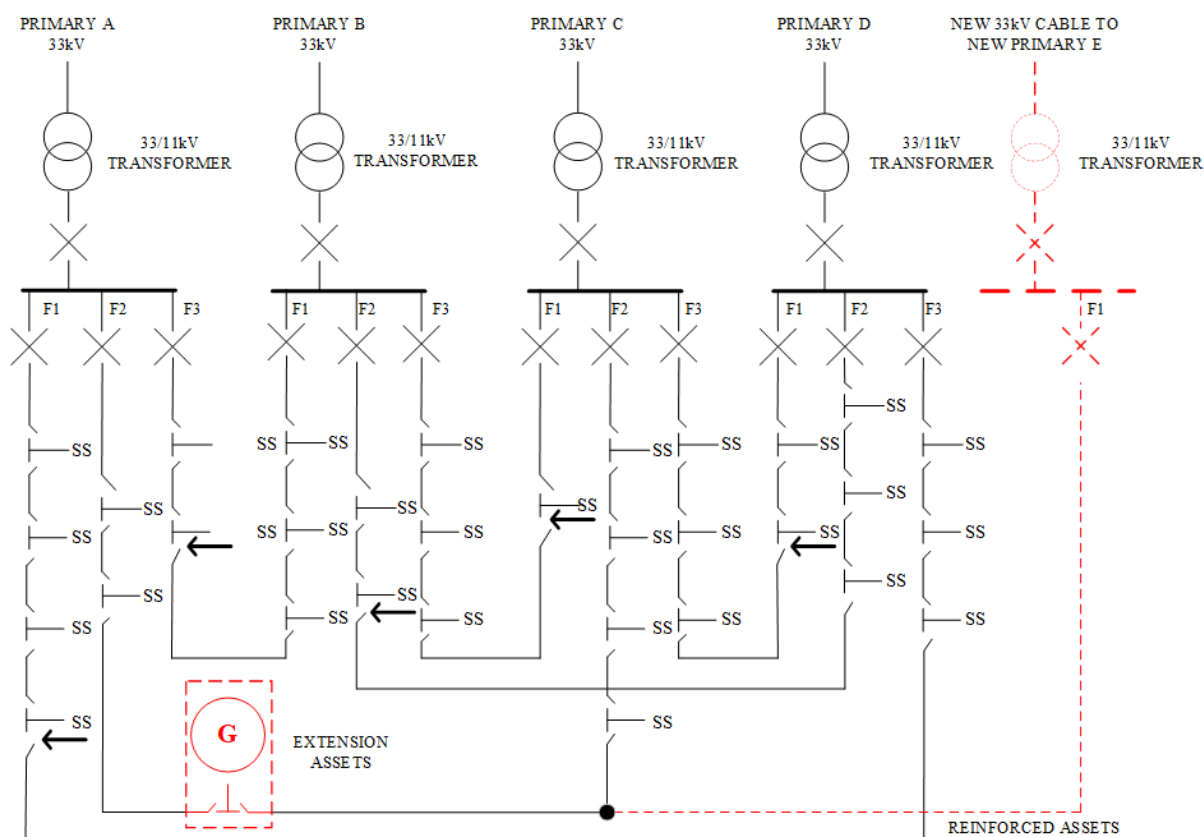
Total cost of the work = £70,000 + £70,000 = £140,000

Total Connection Charge to Customer = £16,170 + £70,000 = £86,170

Example 22: A new Generation Connection on a meshed HV distribution system requiring Reinforcement.

Purpose: To show that a contribution is required where Reinforcement is carried out at the same voltage as the Point of Connection for a Generation Connection.

A Customer requests a new Generation Connection requiring a 4MVA 11kV metered connection. The local 11kV network is of a meshed design whereby the 11kV network is supplied from single 33/11kV primary transformers via 33kV radial feeds as shown below.



The existing network consists of four 10MVA primary transformer substations and associated 11kV switchgear. A new connection of 4MVA has been requested in the vicinity of F2 from Primary A.

The existing relevant primary transformer group is loaded to its secure capacity so the primary transformer group will require Reinforcement to enable the new connection to progress.

To provide the Required Capacity, the 11kV network will be reinforced by the installation of a new primary substation connected to the nearest 33kV circuit. The new primary substation (Primary E) will contain a 10MVA transformer, associated 11kV switchgear and a new 11kV (7.7 MVA) cable installed to interconnect into the existing 11kV network (from F2 at Primary A to F2 at Primary C).

Reinforcement:

Security CAF calculation: In this example there are two different Security CAFs applied. This is because the Relevant Section of Network is different when considering the New Network Capacity in respect of different elements of the Reinforcement works.

The Relevant Section of Network for the Reinforcement comprising the 11kV Cable Works:

For the 11kV cable assets the Relevant Section of Network is considered to be the secure three feeder 11kV network from Primary A (Feeder 2), Primary C (Feeder 2) and Primary E (Feeder 1). In this case the New Network Capacity (under secure N -1 conditions) following the Reinforcement works is equal to

$$(3 - 1) \times 7.7\text{MVA} = 15.4\text{MVA}$$

This is due to the fact that following the Reinforcement work both of the existing circuits; Primary A, Feeder 2 and Primary C, Feeder 2 can be loaded to their full capacity and will have the newly installed clean feeder from Primary E to act as a back feed to meet the requirements of P2.

The Security CAF for these assets will therefore be $4/15.4 \times 100\% = 26.0\%$

The Relevant Section of Network for the Reinforcement comprising the Primary substation assets:

In this instance the Relevant Section of Network comprises Primary A, C and E within the group that can be used to supply the Customer in normal and abnormal conditions. The New Network Capacity of this Relevant Section of Network (under secure N -1 conditions) following the Reinforcement works is equal to 17.7MVA. (10MVA from either Primary A or Primary C and 7.7MVA from Primary E which is limited by the single 11kV cable connected to it.

The Security CAF for these assets will therefore be $4/17.7 \times 100\% = 22.6\%$ towards the 11kV assets to be installed.

Due to the voltage rule, contributions will not be required towards the 33kV assets.

Fault Level CAF calculation: This Scheme does not have any significant Fault Level contribution to the existing shared use distribution network and Fault Level CAF is therefore not applicable here.

The Connection Charge for this Scheme is calculated as follows:

Reinforcement:

| Reinforcement: | Cost | Apportionment | Customer Contribution |
|---|-------------------|-----------------------|------------------------------|
| 500m 11kV cable from new primary substation E | £150,000 | 4/15.4 X 100% = 26.0% | £39,000 |
| 1 by 11kV closing joints | £3,000 | As above | £780 |
| 11kV switchgear at new Primary E | £30,000 | 4/17.7 X 100% = 22.6% | £6,780 |
| Primary transformer | £6,500,000 | 0% | £0 |
| 2.5km of 33kV cable installation | £1,000,000 | 0% | £0 |
| 33kV Circuit Breaker | £80,000 | 0% | £0 |
| 33kV Termination | £30,000 | 0% | £0 |
| | | | |
| Total Reinforcement Cost | £7,793,000 | | £46,560 |

| Extension Assets: | Cost | Apportionment | Customer Contribution |
|-----------------------------------|-----------------|----------------------|------------------------------|
| 11kV ring main unit | £25,000 | n/a | £25,000 |
| 11kV metering unit | £12,000 | n/a | £12,000 |
| 500m of 11kV cable | £150,000 | n/a | £150,000 |
| 2 by 11kV closing joints | £6,000 | n/a | £6,000 |
| | | | |
| Total Extension Asset Cost | £193,000 | | £193,000 |

Total cost of the work = £7,793,000 + £193,000 = £7,986,000

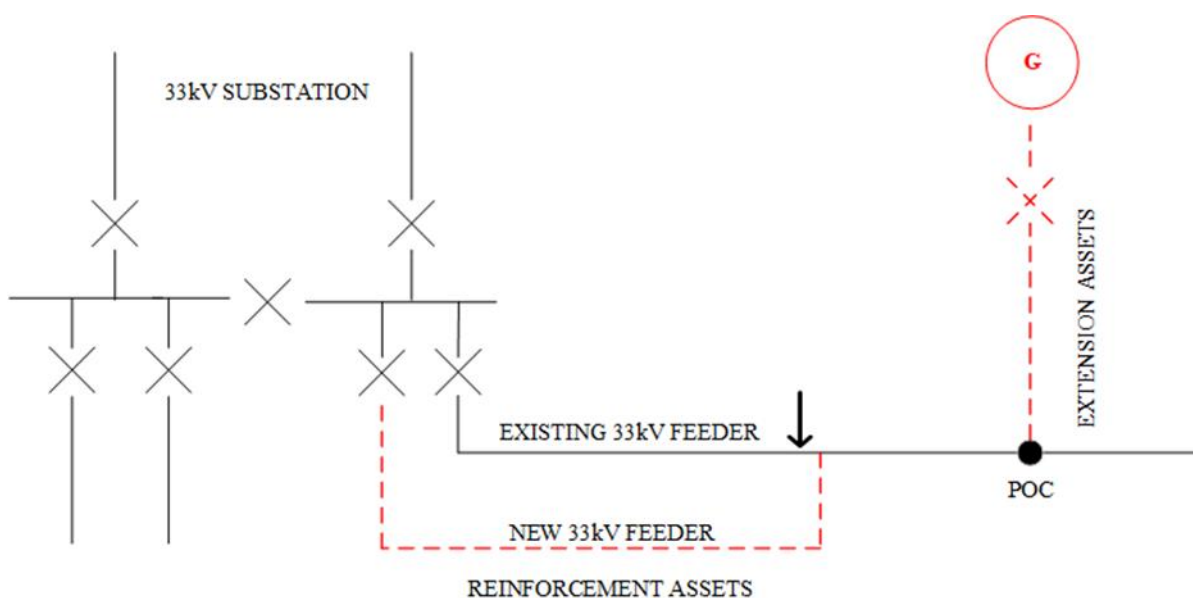
Total Connection Charge to Customer = £46,560 + £193,000 = £239,560

Example 23: A non-secure Generation Connection with non-secure Reinforcement.

Purpose: To show that a contribution is required where Reinforcement is carried out at the same voltage as the Point of Connection for a Generation Connection in relation to a non-secure system.

A Customer wishes to connect a new generator (a Generation Connection) with a Required Capacity for export purposes of 5 MVA. The connection of the generator requires the installation of 1,000m of 33kV cable and a 33kV metering circuit breaker, these being Extension Assets. An existing spare circuit breaker at the substation is utilised which, in this case, is not chargeable to the Customer.

As there is insufficient capacity in the existing 24.0 MVA thermal capacity rated 33kV feeder for the new generation due to the presence of existing generation, the connection also requires the installation of a new 33kV feeder, which also has a thermal capacity of 24.0 MVA, as Reinforcement. This is the Minimum Scheme as it is cheaper to do this, to the extent as shown in the diagram below, rather than upgrade the existing 33kV feeder to the same point along it.

**Reinforcement:**

The numerator in the CAF calculation is the Required Capacity of the new generator, which is 5.0 MVA.

The RSN in this case is the existing 33kV feeder and the new 33kV feeder. The New Network Capacity is calculated using the non-secure capacity and is therefore the sum of the thermal capacities of the two feeders, which is 48.0 MVA. This is the denominator in the CAF calculation.

The Connection Charge for this Scheme is calculated as follows:

Reinforcement:

| Reinforcement: | Cost | Apportionment | Customer Contribution |
|---------------------------------|-----------------|------------------------------------|-----------------------|
| Installation of new 33kV feeder | £500,000 | $5.0 / 48.0 \times 100\% = 10.4\%$ | £52,000 |
| | | | |
| Total Reinforcement Cost | £500,000 | | £52,000 |

| Extension Assets: | Cost | Apportionment | Customer Contribution |
|---|-----------------|---------------|-----------------------|
| Installation of 1,000m 33kV cable | £400,000 | n/a | £400,000 |
| Installation of 33kV metering circuit breaker | £80,000 | n/a | £80,000 |
| 11kV Jointing x2 | £6,000 | n/a | £6,000 |
| | | | |
| Total Extension Asset Cost | £486,000 | | £486,000 |

Total cost of the work = £500,000 + £486,000 = £986,000

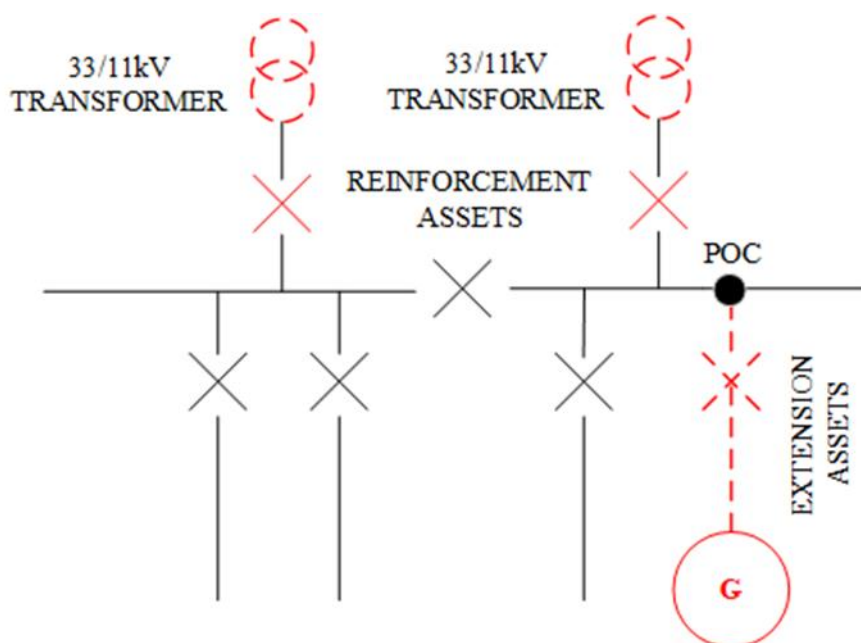
Total Connection Charge to Customer = £52,000 + £486,000 = £538,000

Example 24: A new non-secure Generation Connection with secure Reinforcement.

Purpose: To show the application of the apportionment rule where secure Reinforcement is provided but the connection for a Generation Connection is non-secure.

A Customer applies for a new generator (a Generation Connection) requiring an 8 MW metered connection. In this case, the Customer has exercised their option to request non-secure Extension Assets in the provision of the connection.

The existing network comprises a substation which has 2 x 15 MVA 33/11kV transformers. The Minimum Scheme to provide the connection is to install 750m of 11kV cable from the substation to the industrial premises, as Extension Assets. As there is insufficient capacity available from the existing 2 x 15 MVA transformers to provide the new connection, it will be necessary to upgrade the transformers to 2 x 24 MVA units along with their associated 11kV circuit breakers. The Reinforcement is required to ensure the 11kV network load can be maintained during planned or unplanned outages of one of the transformers. Although the Customer wishes to accept a non-secure connection, the substation must provide secure capacity to its Group Demand (which includes the Customer) to comply with the requirements of Engineering Recommendation P2. As the Extension Assets will be provided solely for the Customer, these can be provided on the basis of a single circuit to provide a non-secure connection, at the Customer's request.

**Reinforcement:**

As the transformer Reinforcement is a voltage above, the generator will not contribute towards this part of the works.

The numerator in the CAF calculation is the Required Capacity, which is 8.0 MVA.

The New Network Capacity is the secure capacity of the transformers, which is 24 MVA. This is the denominator in the CAF calculation.

The Connection Charge for this Scheme is calculated as follows:

| Reinforcement: | Cost | Apportionment | Customer Contribution |
|--|-------------------|--------------------------------|------------------------------|
| Installation of 2 x 24MVA 33/11kV transformers | £6,500,000 | 0% | £0 |
| 2 x 11kV circuit breakers | £60,000 | $8 / 24 \times 100\% = 33.3\%$ | £20,000 |
| Total Reinforcement Cost | £6,560,000 | | £20,000 |

| Extension Assets: | Cost | Apportionment | Customer Contribution |
|-----------------------------------|-----------------|----------------------|------------------------------|
| 750m 11kV cable | £225,000 | n/a | £225,000 |
| 11kV metering circuit breaker | £30,000 | n/a | £30,000 |
| 11kV joints x2 | £6,000 | n/a | £6,000 |
| Total Extension Asset Cost | £261,000 | | £261,000 |

Total cost of the work = £6,560,000 + £261,000 = £6,821,000

Total Connection Charge to Customer = £20,000 + £261,000 = £281,000

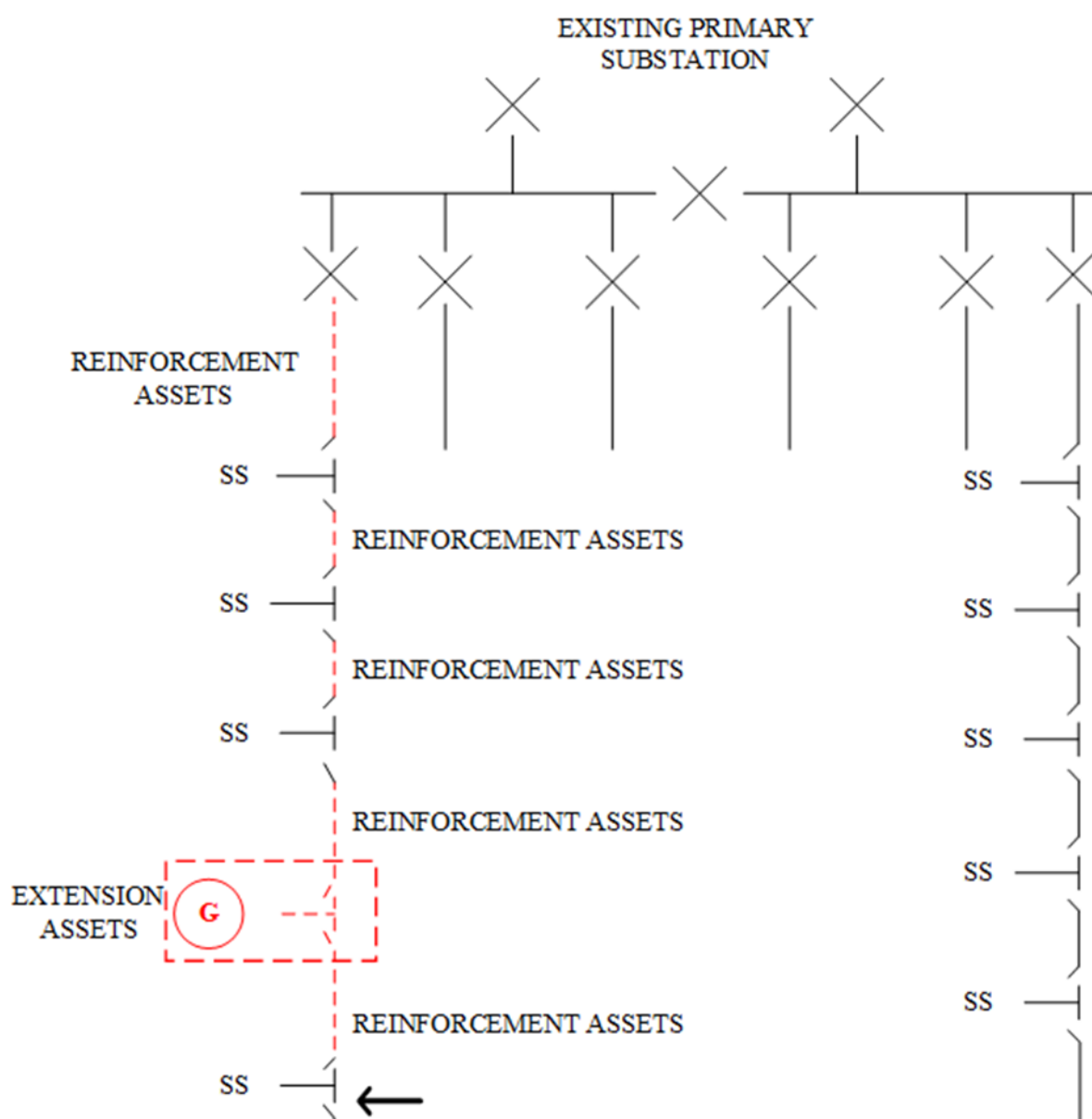
Example 25: A new Generation Connection with voltage rise triggered Reinforcement.

Purpose: To show that a Generation Connection pays for Reinforcement at the voltage level of connection based on the CAF.

A Customer wishes to connect a new generator (a Generation Connection) with a Required Capacity for export purposes of 2MVA.

The local 11kV feeder has a large amount of generation already connected and will need to be reinforced in order to keep voltage rise within acceptable limits.

The Minimum Scheme requires Reinforcement of the existing 185mm² 11kV underground cable with 300mm² underground cable and installation of a new substation for connection of the 2MW export capacity. The total length of the reinforced cable is 2km. The thermal rating of the 300mm² underground cable is 8MVA. The 11kV underground cable on the other side of the normal open point is already 300mm² and does not require to be reinforced.

**Reinforcement:**

The Relevant Section of Network for the Reinforcement is the 11kV feeder.

Security CAF calculation: the numerator in the CAF calculation is the Required Capacity of the Customer, i.e. 2MW. The denominator is the New Network Capacity following Reinforcement, this being the maximum generation that could be connected whilst keeping the voltage rise within acceptable limits, i.e. 8MVA in this case.

Fault Level CAF calculation: this scheme does not have any significant Fault Level contribution to the existing shared use distribution network and Fault Level CAF is therefore not applicable here.

The Connection Charge for this Scheme is calculated as follows:

| Reinforcement: | Cost | Apportionment | Customer Contribution |
|---------------------------------|-----------------|-----------------------------|------------------------------|
| 2km 300mm 11kV Cable | £600,000 | $2 / 8 \times 100\% = 25\%$ | £150,000 |
| Total Reinforcement Cost | £600,000 | | £150,000 |

| Extension Assets: | Cost | Apportionment | Customer Contribution |
|-----------------------------------|-----------------|----------------------|------------------------------|
| 2MVA 11kV Substation | £160,000 | n/a | £160,000 |
| 2 by 11kV Closing Joints | £6,000 | n/a | £6,000 |
| Total Extension Asset Cost | £166,000 | | £166,000 |

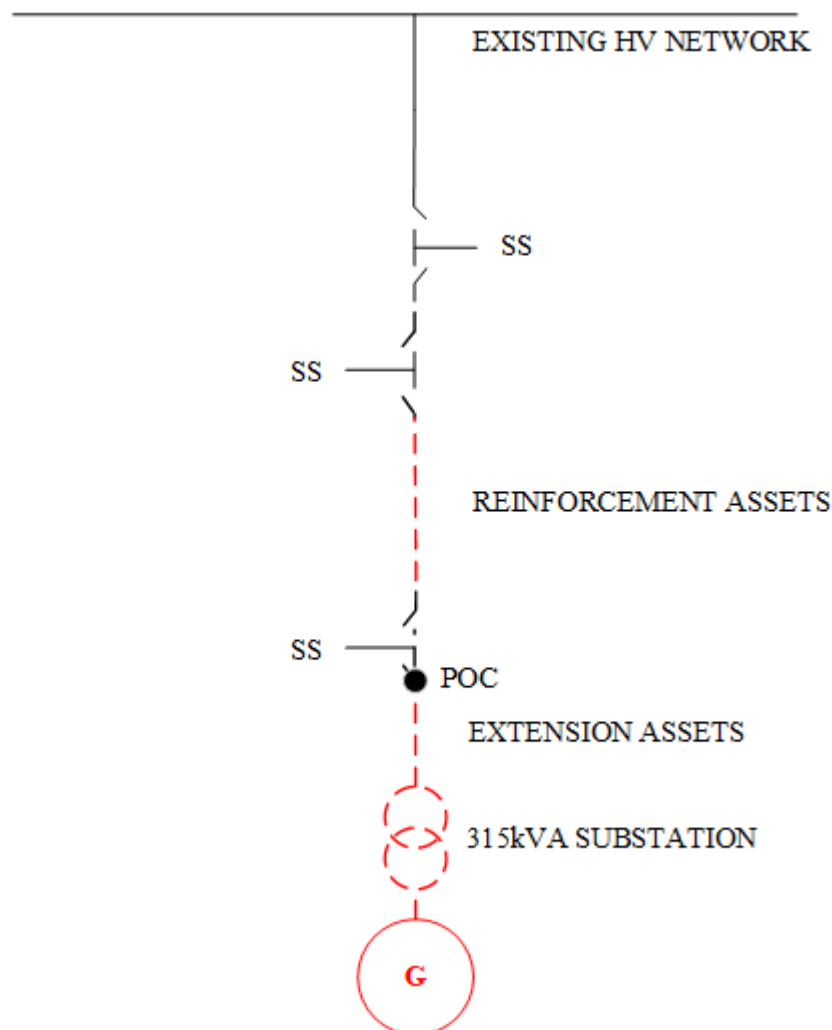
Total cost of the work = £600,000 + £166,000 = £766,000

Total Connection Charge to Customer = £150,000 + £166,000 = £316,000

Example 26 A new Generation Connection with voltage rise triggered Reinforcement.

Purpose: To show that if voltage rise Reinforcement is tailored so that just the amount of network is upgraded to meet the Customer requirements, the CAF is 100% for a Generation Connection.

A Customer wishes to connect a new generator (a Generation Connection) with a Required Capacity for export of 250kW. The Minimum Scheme for connection of the generator requires the local 11kV overhead line to be reinforced with 100mm² conductor over part of its length in order to keep voltage rise within acceptable limits. The thermal capacity of the 100mm² overhead line is 5MVA. The thermal capacity of the original 50mm² overhead line is 3MVA. A new 315kVA ground mounted substation requires to be installed at the premises. The overhead line is 1km in length but only 500m is required to be reinforced in order to keep voltage rise within acceptable limits.



Reinforcement:

The Relevant Section of Network for the Reinforcement is the 11kV overhead line

Security CAF calculation: the numerator in the CAF calculation is the Required Capacity of the Customer, i.e. 250kW. The denominator is the New Network Capacity following Reinforcement, this being the maximum generation that could be connected whilst keeping the voltage rise within acceptable limits. As the length of overhead line to be reinforced has been determined to accommodate the 250kW requirement only, then this is also 250kW in this case.

Fault Level CAF calculation: this scheme does not have any significant Fault Level contribution to the existing shared use distribution network and Fault Level CAF is therefore not applicable here.

The Connection Charge for this Scheme is calculated as follows:

| Reinforcement: | Cost | Apportionment | Customer Contribution |
|--|----------------|----------------------------------|------------------------------|
| Replacement 11kV overhead line conductor | £40,000 | $250 / 250 \times 100\% = 100\%$ | £40,000 |
| Total Reinforcement Cost | £40,000 | | £40,000 |

| Extension Assets: | Cost | Apportionment | Customer Contribution |
|--|----------------|----------------------|------------------------------|
| Provision and installation of 315kV substation | £60,000 | n/a | £60,000 |
| 11kV joint to network | £3,000 | n/a | £3,000 |
| Total Extension Asset Cost | £63,000 | | £63,000 |

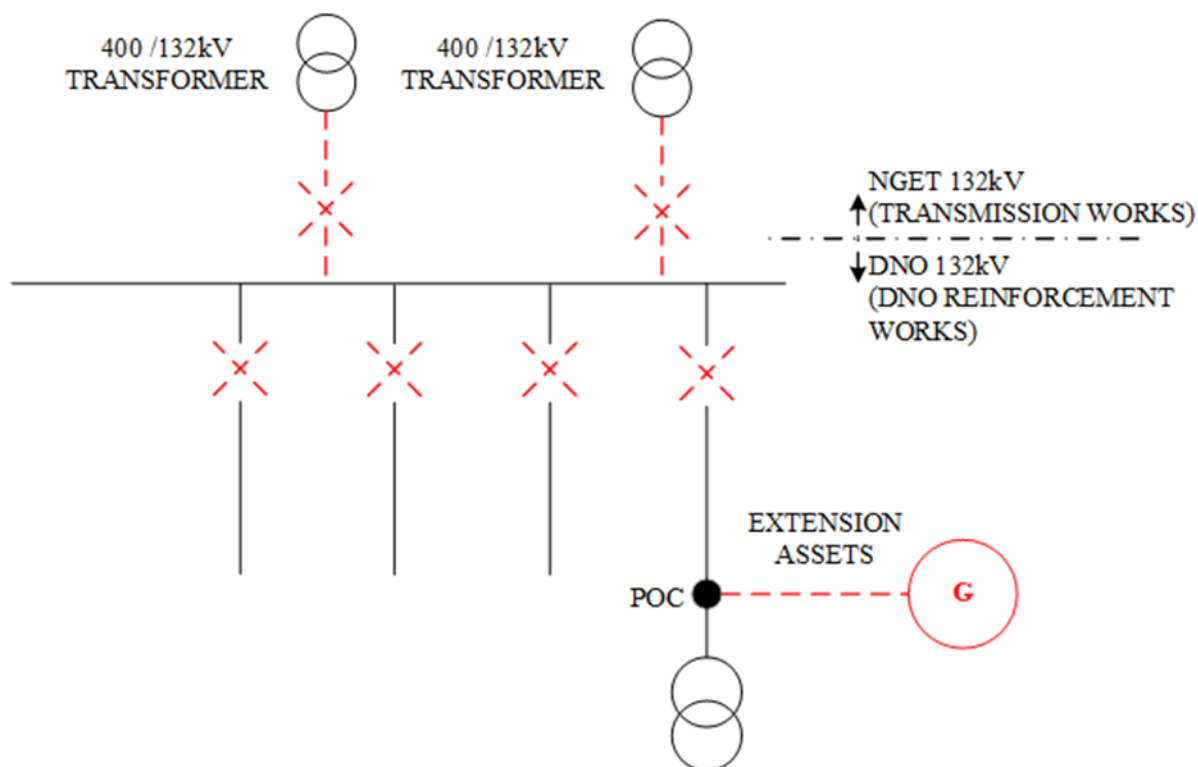
Total cost of the work = £40,000 + £63,000 = £103,000

Total Connection Charge to Customer = £40,000 + £63,000 = £103,000

Example 27: A new Generation Connection with Fault Level Triggered Reinforcement and transmission works.

Purpose: To show how the Fault Level CAF calculation is applied and how the cost of transmission works are treated for a Generation Connection.

A Customer requests a 65MW connection for a new 132kV generator (a Generation Connection) and the 85MVA Fault Level contribution from the generator necessitates Reinforcement works to replace the 132kV switchgear at the existing grid supply point with switchgear of a higher fault level rating. The Fault Level contribution also requires upgrades to the transmission system to replace the 132kV transformer tails and associated switchgear. New 132kV Extension Assets from the existing 132kV system will be required to connect the generator.



Reinforcement

In this example the Reinforcement is at the voltage level of the POC and the Fault Level CAF is applied to the DNO works only.

Fault Level CAF calculation: The numerator in the CAF calculation is based upon the Fault Level contribution from the Customer's new generator connection, i.e. 85MVA. The denominator is based upon the New Fault Level Capacity, in this Example the Fault Level capacity of the new 132kV switchgear, i.e. 9,140MVA.

Transmission

The cost of the transmission works is fully funded by the Customer.

The Connection Charge for this Scheme is calculated as follows:

| Transmission Works: | Cost | Apportionment | Customer Contribution |
|---|-------------------|----------------------|------------------------------|
| Replace the 132kV transformer tails and associated switchgear | £5,000,000 | N/A | £5,000,000 |
| | | | |
| Total Transmission Cost | £5,000,000 | | £5,000,000 |

| Reinforcement: | Cost | Apportionment | Customer Contribution |
|--|--------------------|---|------------------------------|
| Reinforcement: replace the existing 132kV switchgear | £10,000,000 | $3 \times (85/9140) \times 100\% = 2.8\%$ | £280,000 |
| | | | |
| Total Reinforcement Cost | £10,000,000 | | £280,000 |

| Extension Assets: | Cost | Apportionment | Customer Contribution |
|--|-----------------|----------------------|------------------------------|
| Installation of 200m 132kV underground cable | £400,000 | N/A | £400,000 |
| | | | |
| Total Extension Asset Cost | £400,000 | | £400,000 |

Total cost of the work = £5,000,000 + £10,000,000 + £400,000 = £15,400,000

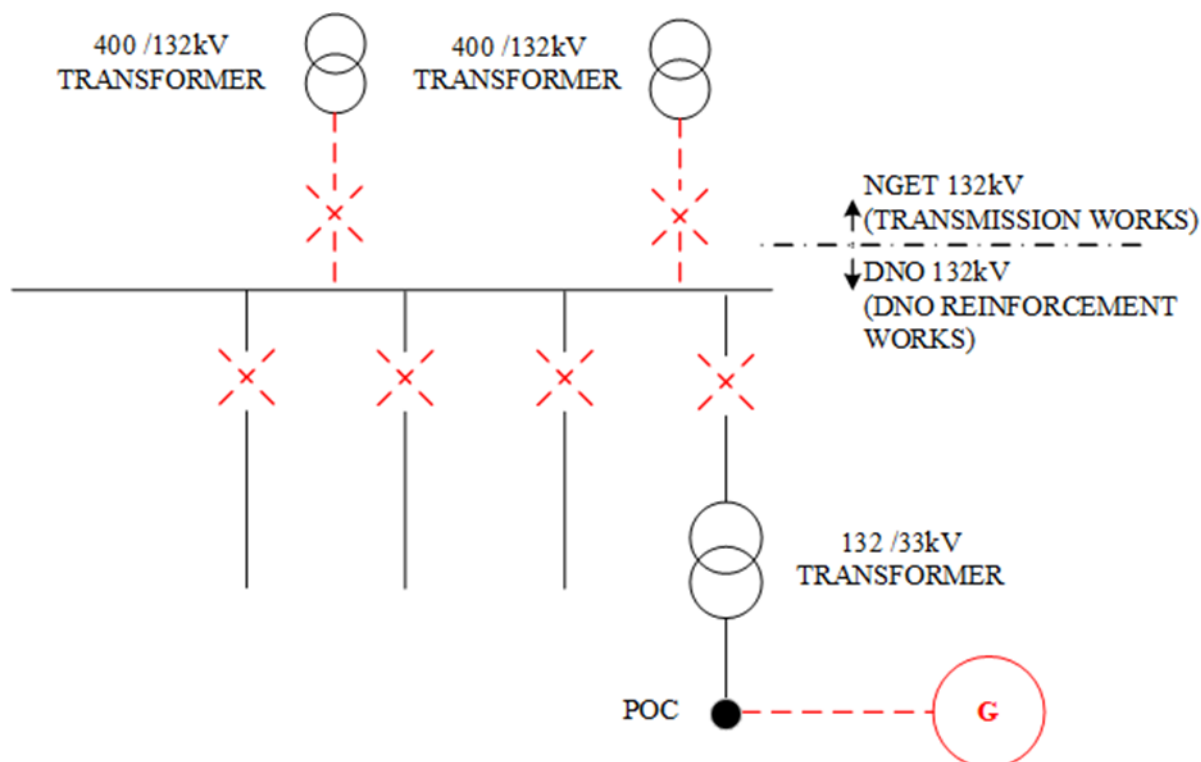
Total Connection Charge to Customer = £5,000,000 + £280,000 + £400,000 = £5,680,000

This same principle would apply in Scotland where there is no 132kV Distribution System and the connection Customer would pay for any transmission works they trigger.

Example 28: A new Generation Connection with Fault Level Triggered Reinforcement and transmission works.

Purpose: To show the treatment of Reinforcement costs at more than one voltage level above the POC and the cost of transmission works for a Generation Connection.

A Customer requests a 50MW connection for a new 33kV generator (a Generation Connection) and the 75MVA Fault Level contribution from the generator necessitates Reinforcement works to replace the 132kV switchgear at the existing grid supply point with switchgear of a higher fault level rating. The Fault Level contribution also requires upgrades to the transmission system to replace the 132kV transformer tails and associated switchgear. New 33kV Extension Assets from the existing 33kV system will be required to connect the generator.



Reinforcement

In this example the Reinforcement is at the voltage level above the POC and fully funded by the DNO.

Transmission

The Connection Charge for this Scheme is calculated as follows:

| Transmission Works: | Cost | Apportionment | Customer Contribution |
|---|-------------------|---------------|-----------------------|
| Replace the 132kV transformer tails and associated switchgear | £5,000,000 | N/A | £5,000,000 |
| | | | |
| Total Transmission Cost | £5,000,000 | | £5,000,000 |

| Reinforcement: | Cost | Apportionment | Customer Contribution |
|---|--------------------|---------------|-----------------------|
| Replacement 132kV switchboard (excluding Customer's sole use circuit breaker) | £10,000,000 | N/A | £0 |
| | | | |
| Total Reinforcement Cost | £10,000,000 | | £0 |

| Extension Assets: | Cost | Apportionment | Customer Contribution |
|---|----------------|---------------|-----------------------|
| Installation of a 500m 33kV cable | £40,000 | N/A | £40,000 |
| 33kV circuit breaker at Customer substation | £25,000 | N/A | £25,000 |
| | | | |
| Total Extension Asset Cost | £75,000 | | £75,000 |

Total cost of the work = £5,000,000 + £10,000,000 + £75,000 = £15,075,000

Total Connection Charge to Customer = £5,000,000 + £75,000 = £5,075,000

This same principle would apply in Scotland where there is no 132kV Distribution System and the connection Customer would pay for any transmission works they trigger.

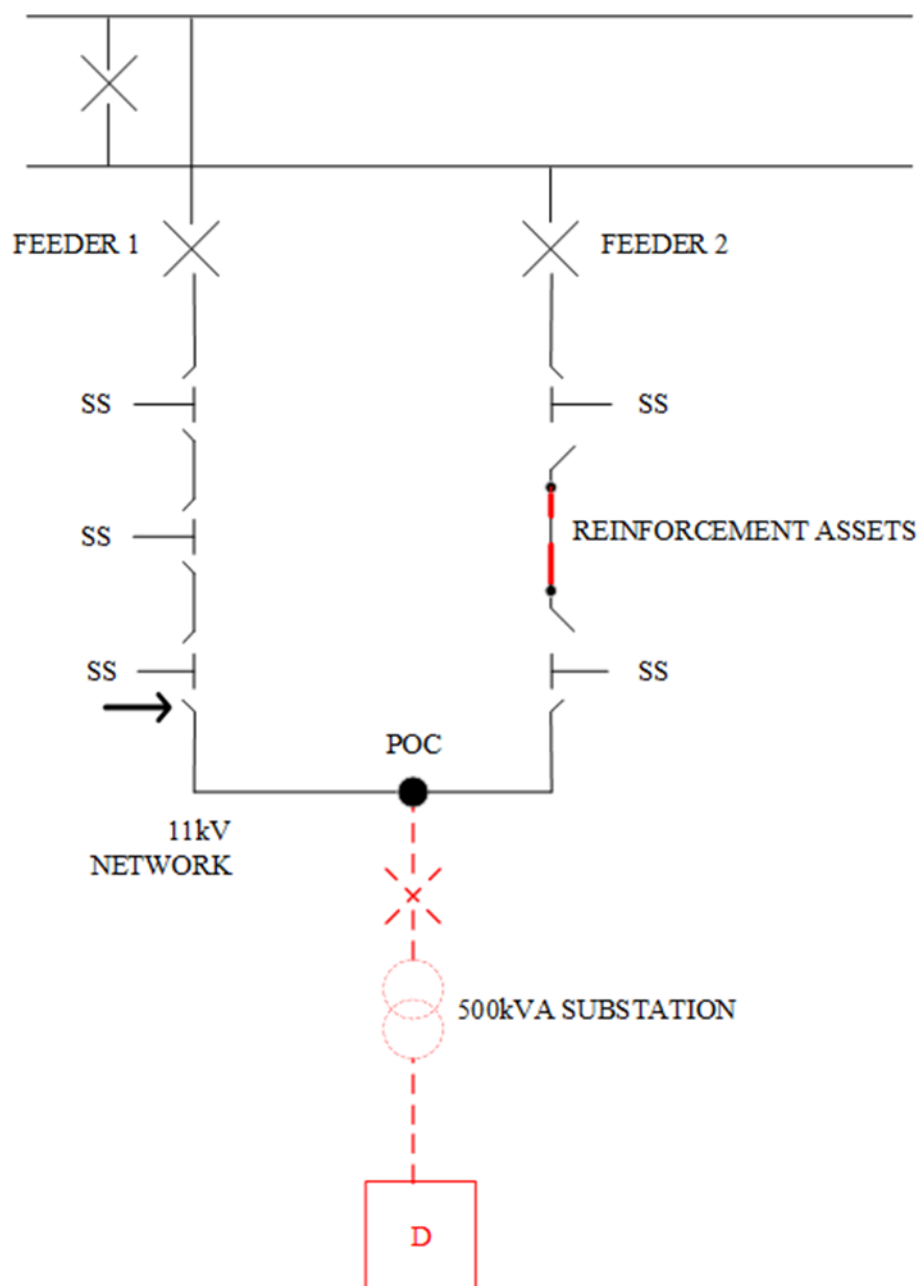
Example 29: A new Demand Connection that has Reinforcement above the High-Cost Project Threshold.

Purpose: To show how the Demand High-Cost Project Threshold is applied.

A Customer wishes to connect a new supply to a commercial premise for 70kVA (the Required Capacity). This will be a non-secure Demand Connection to a secure network.

The Minimum Scheme is to overlay part of the nearest 11kV circuit (Feeder 2) which only has spare capacity of 50kVA. The Reinforcement to make the capacity available requires 1200m of existing 11kV cable to be overlaid with a larger capacity cable.

Following the Reinforcement the New Network Capacity will be 8000kVA. (i.e. after Reinforcement, in this particular case, the section of cable with the lowest rating in the ring represented by Feeder 1 and Feeder 2 is rated at 8000kVA).



Reinforcement:

The Relevant Section of Network is the two-feeder ring comprising Feeder 1 and Feeder 2.

As this is a Demand Connection, no CAF contribution is required.

The High-Cost Project Threshold (HCPT) applied is the Required Capacity x HCPT of £1,720 per kVA.

In this instance;

$70 \times £1,720 = £120,400$. The Customer will pay the costs in excess of £120,400 for works up to one voltage above the Point of Connection, therefore £363,000 (i.e. total Reinforcement cost - £120,400 = £242,600).

The Connection Charge for this Scheme is calculated as follows:

| Reinforcement: | Cost | Apportionment | Customer Contribution |
|---------------------------------|-----------------|--|-----------------------|
| Overlay 1200m of 11kV cable | £360,000 | Total cost exceeding HCPT £363,000- £120,400 | £242,600 |
| 11kV Jointing | £3,000 | | |
| Total Reinforcement Cost | £363,000 | | £242,600 |

| Extension Assets: | Cost | Apportionment | Customer Contribution |
|------------------------------------|-----------------|---------------|-----------------------|
| 500m 11kV cable | £150,000 | n/a | £150,000 |
| 500kVA substation | £70,000 | n/a | £70,000 |
| Termination of Customer's LV cable | £2,000 | n/a | £2,000 |
| LV Metering panel | £4,000 | n/a | £4,000 |
| 11kV Jointing x2 | £6,000 | n/a | £6,000 |
| Total Extension Asset Cost | £232,000 | | £232,000 |

Total cost of the work = £363,000 + £232,000 = £595,000

Total Connection Charge to Customer = £242,600 + £232,000 = £474,600

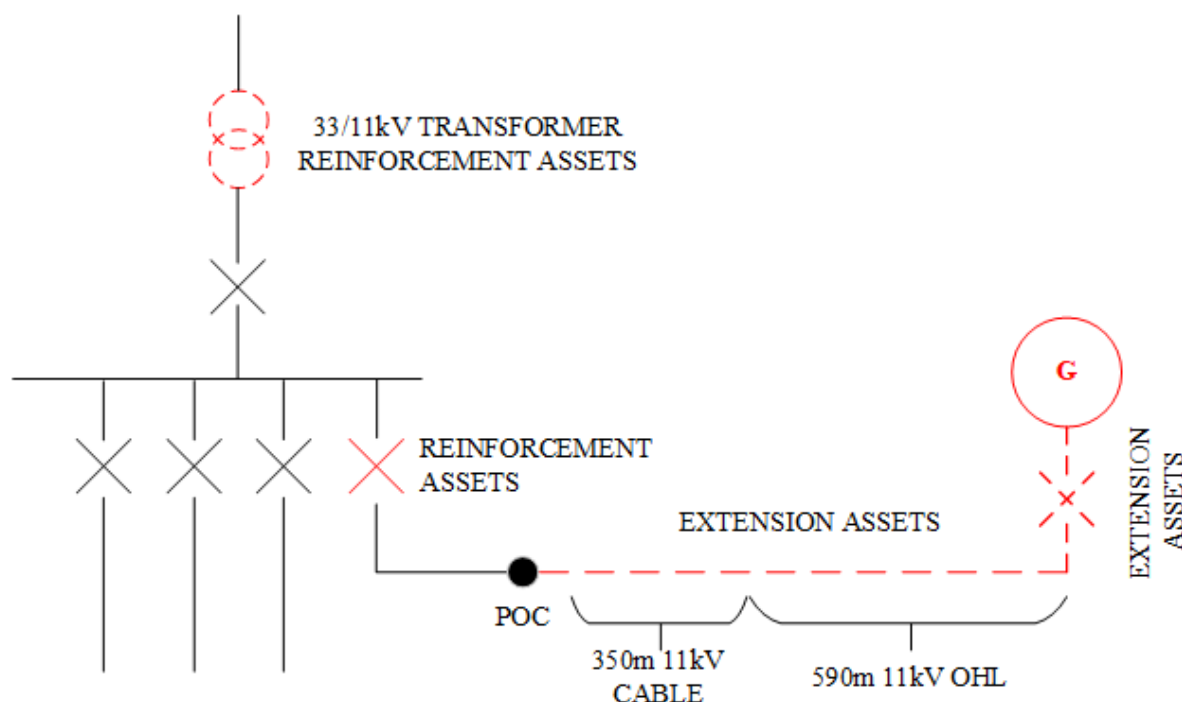
Example 30: A new Generation Connection that has Reinforcement above the High-Cost Project Threshold.

Purpose: To show how a Generation Connection that triggers the Generation High-Cost Project Threshold is charged when the Reinforcement required is at the same voltage of connection.

A Customer wishes to connect a 225kVA wind farm (a Generation Connection).

In order to connect the wind farm the Minimum Scheme involves the installation of 590m of 11kV overhead line, 350m of 11kV cable and associated jointing and install switchgear into the substation. In addition, Reinforcement is required to replace the 33/11kV transformer to facilitate reverse power flow and the 11kV circuit breaker in the primary substation. The New Network Capacity following Reinforcement is 19,700 kVA. The total cost of the Reinforcement is £505,400.

The High-Cost Project Threshold (HCPT) applies to this connection. The HCPT is £200/kW and costs in excess of this threshold will be charged in full to the Customer.



Reinforcement:

Security CAF calculation: the numerator in the CAF calculation is the Required Capacity of the Customer, i.e. 225kVA. The denominator is the New Network Capacity following Reinforcement, this being the maximum generation that could be connected whilst keeping the voltage rise within acceptable limits. This is 19,700kVA.

The High-Cost Project Threshold for Generation Connections is £200/kW.

The Reinforcement required to provide the connection is:

33/11kV transformer; and

11kV circuit breaker.

The 33/11kV transformer Reinforcement is one Voltage Level above the POC and not subject to the Security CAF. The work is covered by the High-Cost Project Threshold of £200/kW.

HCPT: $£200 \times 225 = £45,000$

$£505,400 - £45,000 = £460,400$ Customer Contribution

The 11kV circuit breaker Reinforcement of £30,000 is at the Voltage Level of the POC and is subject to the Security CAF. The work is under the High-Cost Project Threshold of £45,000 ($£200 \times 225$) and not covered.

Security CAF: $(225/19,700) \times 100 = 1.14\%$

£30,000 x 1.14% = £342 Customer Contribution

The Connection Charge for this Scheme is calculated as follows:

| Reinforcement Over High-Cost Project Threshold: | Cost | Apportionment/ HCPT | Customer Contribution |
|--|-----------------|-----------------------------------|------------------------------|
| 33/11kV Transformer Replacement | £475,400 | £505,400- £45,000= £460,400 | £460,400 |
| 11kV circuit breaker | £30,000 | | |
| | | | |
| Total Reinforcement Cost | £505,400 | | £460,400 |

| Reinforcement Under High-Cost Project Threshold: | Cost | Apportionment/ HCPT | Customer Contribution |
|---|----------------|----------------------------|------------------------------|
| 11kV circuit breaker | £30,000 | 225/19,700 = 1.14% | £342 |
| | | | |
| Total Reinforcement Cost | £30,000 | | £342 |

| Extension Assets: | Cost | Apportionment | Customer Contribution |
|------------------------------------|-----------------|----------------------|------------------------------|
| Electrical substation works | £34,500 | n/a | £34,500 |
| Install 590m of 11kV Overhead Line | £53,500 | n/a | £53,500 |
| Install 350m of 11kV XLPE cable | £14,000 | n/a | £14,000 |
| Total Extension Asset Cost | £102,000 | | £102,000 |

Total cost of the work = £505,400 + £102,000 = £607,400

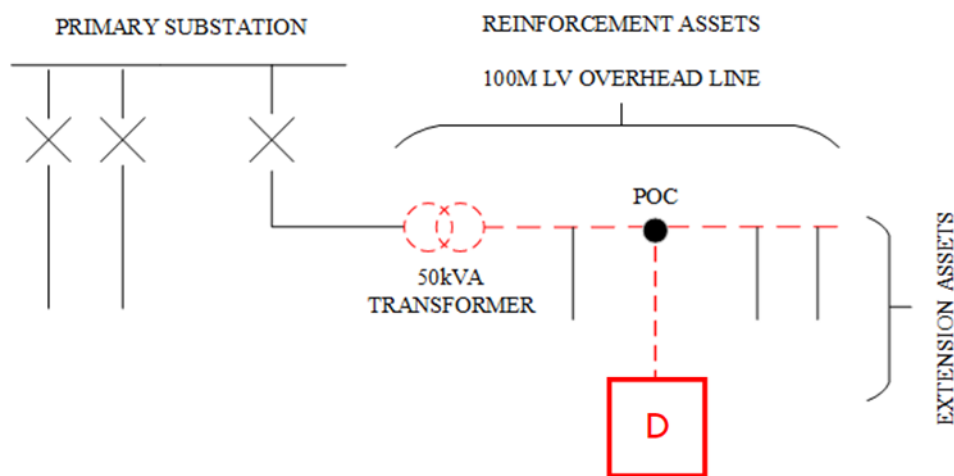
Total Connection Charge to Customer = £460,400 + £342 + £102,000 = £562,742

Example 31 The Customer requirements for supply characteristics are greater than the Minimum Scheme.

Purpose: To illustrate that when a Customer specifically requests a three-phase connection, where the existing network is not of a sufficient number of phases, the Customer pays for any Reinforcement.

A Customer with an existing single phase domestic connection with rated at 100 Amps (23 kVA) requests a three-phase connection to allow them to connect a three-phase load (e.g. a three-phase domestic welder). The property is located halfway along on a single phase 100m LV overhead line, which connects to a single phase 50kVA pole-top transformer feeding four properties. The pole-top transformer connects to the local Primary substation via a three-phase underground cable.

The existing network has sufficient capacity to accommodate the Required Capacity but the existing 50kVA pole-top transformer and 100m LV overhead line do not have a sufficient number of phases.



Reinforcement:

The Minimum Scheme is to replace the existing 100m LV overhead line in its entirety with a three-phase overhead line. The existing single phase 50kVA pole-top transformer will need to be replaced with a three-phase equivalent. The existing three-phase cable feed and the Primary substation are of sufficient capacity.

As the Reinforcement is only to accommodate the required number of phases, no cost apportionment will be applied.

The Connection Charge for this Scheme is calculated as follows:

| Reinforcement: | Cost | Apportionment | Customer Contribution |
|---|----------------|----------------------|------------------------------|
| Replace existing single-phase LV Overhead Line with new 100m three-phase LV Overhead Line | £12,600 | 100% | £12,600 |
| New three-phase 50kVA pole-top transformer | £20,000 | 100% | £20,000 |
| LV Jointing | £300 | 100% | £300 |
| | | | |
| Total Reinforcement Cost | £32,900 | | £32,900 |
| Operation & Maintenance @32%* of £32,900 | £10,528 | | £10,528 |

*Note, the 32% Operation and Maintenance figure is illustrative.

| Extension Assets: | Cost | Apportionment | Customer Contribution |
|-----------------------------------|---------------|----------------------|------------------------------|
| New 30m three-phase 100A service | £1,600 | n/a | £1,600 |
| Single service breach joint | £300 | n/a | £300 |
| | | | |
| Total Extension Asset Cost | £1,900 | | £1,900 |

Total cost of the work = £43,428 + £1,900 = £45,328

Total Connection Charge to Customer = £43,428 + £1,900 = £45,328

Example 32 A new Generation Connection that has Reinforcement costs above the High-Cost Project Threshold at the Voltage Level of the POC (single asset to be cost apportioned).

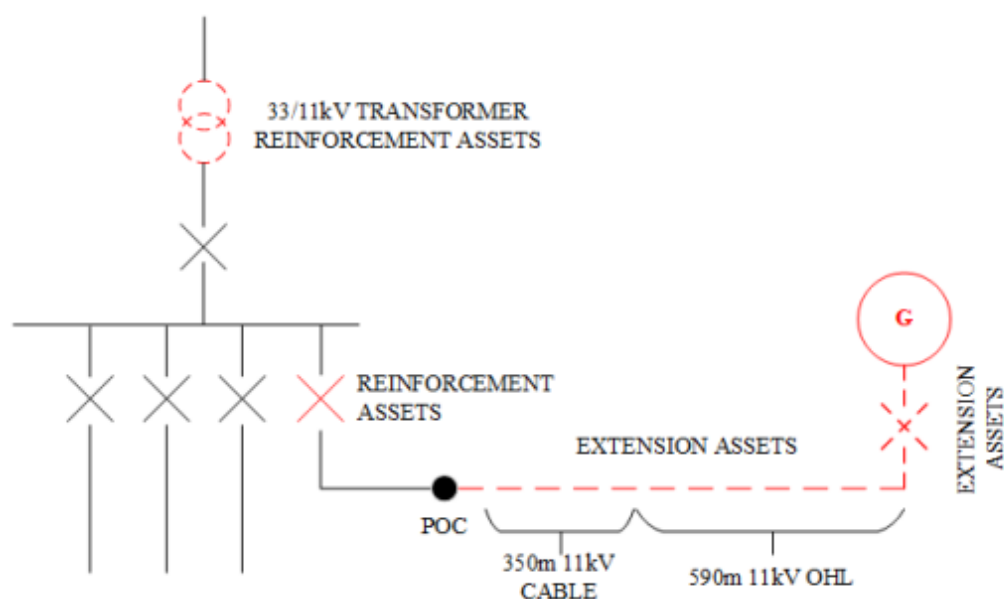
Purpose: To show how a Generation Connection that triggers the Generation High-Cost Project Threshold at the Voltage Level of the POC is charged when the Reinforcement required is for a single asset at the same Voltage Level of connection.

As in Example 30, a Customer wishes to connect a 225kW wind farm (a Generation Connection).

To connect the wind farm, the Minimum Scheme involves the installation of 590m of 11kV overhead line, 350m of 11kV cable and associated jointing and install switchgear into the substation. In addition, Reinforcement is required to replace the 33/11kV transformer to facilitate reverse power flow and the 11kV circuit breaker in the primary substation. The New Network Capacity following Reinforcement is 19,700 kVA. The total cost of the Reinforcement is £525,400.

The High-Cost Project Threshold is exceeded for this connection. The HCPT is £200/kW (£45,000) and costs in excess of this threshold will be charged in full to the Customer (£480,400).

The cost of Reinforcement at the Voltage Level of the POC (£50,000) exceeds the High-Cost Project Threshold. The cost of Reinforcement to be apportioned at the Voltage Level of the POC is therefore scaled down by the amount over the High-Cost Project Threshold at that Voltage Level.



Reinforcement:

Security CAF calculation: the numerator in the CAF calculation is the Required Capacity of the Customer, i.e. 225kW. The denominator is the New Network Capacity following Reinforcement, this being the maximum generation that could be connected whilst keeping the voltage rise within acceptable limits. This is 19,700kVA.

The High-Cost Project Threshold for a Generation Connection is £200/kW.

The Reinforcement required to provide the connection is:

- 33/11kV transformer; and
- 11kV circuit breaker.

The 33/11kV transformer Reinforcement is one Voltage Level above the POC and not subject to the Security CAF. The work is covered by the High-Cost Project Threshold of £200/kW.

HCPT: £200 x 225 = £45,000

£525,400 - £45,000 = £480,400 Customer Contribution

The 11kV circuit breaker Reinforcement of £50,000 is at the Voltage Level of the POC and is subject to the Security CAF, however, the cost of the work is over the High-Cost Project Threshold of £45,000. To avoid any double charging, the Reinforcement cost at the Voltage Level of the POC is scaled down using the formula below. The cost to be apportioned for the 11kV circuit breaker is therefore:

$$\begin{aligned} \text{Reinforcement cost } x &= \frac{\text{High – Cost Project Threshold}}{\text{Total Reinforcement costs at the Voltage Level of the POC}} \\ &= £50,000 \times \frac{£45,000}{£50,000} \\ &= £45,000 \end{aligned}$$

Security CAF: (225/19,700) x 100 = 1.14%

£45,000 x 1.14% = £513 Customer Contribution

The Connection Charge for this Scheme is calculated as follows:

| Reinforcement Over High-Cost Project Threshold: | Cost | Apportionment/ HCPT | Customer Contribution |
|---|-----------------|-------------------------------|-----------------------|
| 33/11kV Transformer Replacement | £475,400 | £525,400-£45,000= £480,400 | £480,400 |
| 11kV circuit breaker | £30,000 | | |
| | | | |
| Total Reinforcement Cost | £525,400 | | £480,400 |

| Reinforcement Under High-Cost Project Threshold: | Cost | Apportionment/ HCPT | Customer Contribution |
|---|--|-----------------------|-----------------------|
| 11kV circuit breaker | £45,000 (£50,000 x (£45,000 / £50,000)) | 225/19,700 = 1.14% | £513 |
| | | | |
| Total Reinforcement Cost (to be apportioned) | £45,000 | | £513 |

| Extension Assets: | Cost | Apportionment | Customer Contribution |
|------------------------------------|-----------------|---------------|-----------------------|
| Electrical substation works | £34,500 | n/a | £34,500 |
| Install 590m of 11kV Overhead Line | £53,500 | n/a | £53,500 |
| Install 350m of 11kV XLPE cable | £14,000 | n/a | £14,000 |
| Total Extension Asset Cost | £102,000 | | £102,000 |

Total cost of the work = £525,400 + £102,000 = £627,400

Total Connection Charge to Customer = £480,400 + £513 + £102,000 = £582,913

Example 33 A new Generation Connection that has Reinforcement costs above the High-Cost Project Threshold at the Voltage Level of the POC (multiple assets to be cost apportioned).

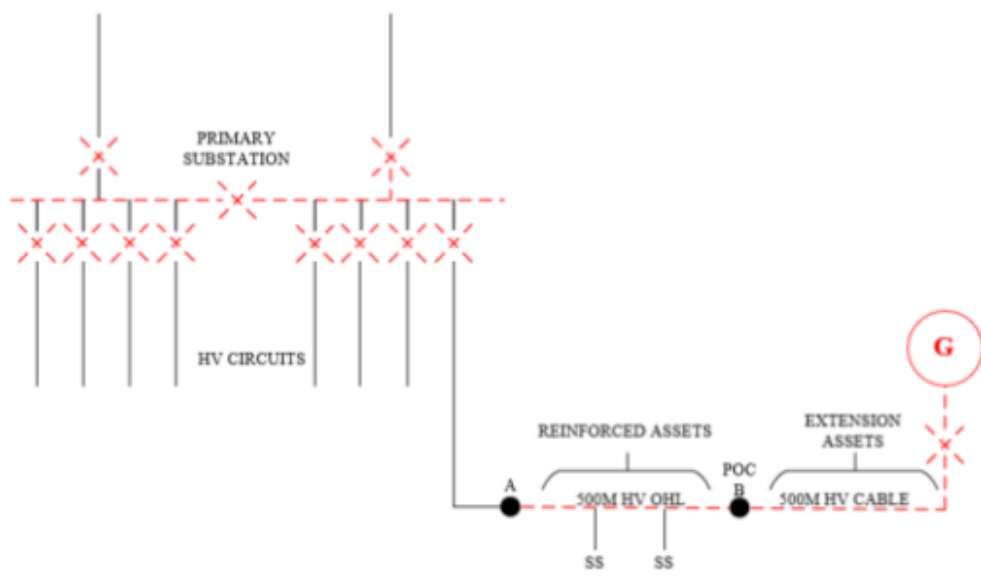
Purpose: To show how a Generation Connection that triggers the Generation High-Cost Project Threshold at the Voltage Level of the POC is charged when the Reinforcement required is for multiple assets at the same Voltage Level of connection.

Like Example 13, a Customer requests a connection to a generator with a Required Capacity for export purposes of 3MW (6MW in Example 13). The Fault Level contribution at the primary substation from the generation connection is 10MVA.

The POC is to the existing 11kV network at point B and it is proposed to install 500m of 11kV underground cable from the POC to the Customer's installation. This is treated as Extension Assets.

The connection requires the Reinforcement of 500m of 11kV overhead line between points A and B for a thermal capacity requirement and the Security CAF applies. The connection also requires the replacement of the existing 11kV switchboard at the primary substation in order to increase its fault level rating from 150MVA to 350MVA and the Fault Level CAF applies. However, the new fault level will be limited by the fault level rating of the local network of 250MVA. The total cost of the Reinforcement is £820,000.

The High-Cost Project Threshold is exceeded for this connection. The HCPT is £200/kW (£600,000) and costs in excess of this threshold will be charged in full to the Customer (£220,000). The cost of Reinforcement all relates to the Voltage Level of the POC. The cost of Reinforcement to be apportioned at the Voltage Level of the POC is therefore scaled down by the amount over the High-Cost Project Threshold at that Voltage Level.



Reinforcement:

The Relevant Section of Network is the 11kV network from the primary substation to Point B.

Security CAF calculation: the numerator in the CAF calculation is based upon the Required Capacity of the Customer, i.e. 3MW. The denominator is based on the New Network Capacity following Reinforcement, which is 7.6MVA, i.e. after Reinforcement, in this particular case, the section of cable with the lowest rating.

The Relevant Section of Network is the 11kV switchboard at the primary substation.

Fault Level CAF calculation: The numerator in the CAF calculation is based upon the Fault Level contribution from the Customer's new generator connection, in this Example 10MVA. The denominator is based upon the New Fault Level Capacity, which is the lower of the Fault Level capacity of the new 11kV switchboard, 350MVA or of the local system, 250MVA in this Example.

The High-Cost Project Threshold for a Generation Connection is £200/kW.

The Reinforcement required to provide the connection (£820,000) is:

- Re-conductor of 500m of 11kV overhead line (£20,000); and
- Replacement 11kV switchboard (£800,000).

HCPT: £200 x 3,000 = £600,000

£820,000 - £600,000 = £220,000 Customer Contribution

The Reinforcement of £820,000 is at the Voltage Level of the POC and is subject to both the Security CAF and Fault Level CAF, however, the aggregate cost of the work is over the High-Cost Project Threshold of £600,000. To avoid any double charging, the Reinforcement costs at the Voltage Level of the POC are scaled down using the formula below.

The cost of Reinforcement to be apportioned for the re-conductor of 500m of 11kV overhead line is:

$$\begin{aligned}\text{Reinforcement cost } x &= \frac{\text{High – Cost Project Threshold}}{\text{Total Reinforcement costs at the Voltage Level of the POC}} \\ &= £20,000 \times \frac{£600,000}{£820,000} \\ &= £14,634\end{aligned}$$

Security CAF: (3,000/7,600) x 100 = 39.47%

£14,634 x 39.47% = £5,776 Customer Contribution

The cost of Reinforcement to be apportioned for the replacement 11kV switchboard is:

$$\begin{aligned}\text{Reinforcement cost } x &= \frac{\text{High – Cost Project Threshold}}{\text{Total Reinforcement costs at the Voltage Level of the POC}} \\ &= £800,000 \times \frac{£600,000}{£820,000} \\ &= £585,366\end{aligned}$$

Fault Level CAF: 3 x (10/250) x 100 = 12.00%

£585,366 x 12.00% = £70,244 Customer Contribution

The Connection Charge for this Scheme is calculated as follows:

| Reinforcement Over High-Cost Project Threshold: | Cost | Apportionment/ HCPT | Customer Contribution |
|---|-----------------|------------------------------------|-----------------------|
| Re-conductor of 500m of 11kV overhead line | £20,000 | £800,000- £600,000= £220,000 | £220,000 |
| Replacement 11kV switchboard | £800,000 | | |
| | | | |
| Total Reinforcement Cost | £820,000 | | £220,000 |

| Reinforcement | Cost | Apportionment | Customer Contribution |
|---|--|---|-----------------------|
| Re-conductor of 500m of 11kV overhead line | £14,634 (£20,000 x (£600,000 / £820,000)) | 3/7.6 x 100% = 39.47% Security CAF | £5,776 |
| Replacement 11kV switchboard | £585,366 (£800,000 x £600,000 / £820,000) | 3 x (10/250) x 100% = 12% Fault Level CAF | £70,244 |
| Total Reinforcement Cost (to be apportioned) | £800,000 | | £76,020 |

| Extension Assets: | Cost | Apportionment | Customer Contribution |
|---|-----------------|---------------|-----------------------|
| Installation of 500m 11kV cable | £150,000 | n/a | £150,000 |
| 11kV circuit breaker at Customer's substation | £12,000 | n/a | £12,000 |
| 11kV pole top termination | £2,500 | n/a | £2,500 |
| Total Extension Asset Cost | £164,500 | | £164,500 |

Total cost of the work = £820,000 + £164,500 = £984,500

Total Connection Charge to Customer = £220,000 + £76,020 + £164,500 = £460,520

Section 6 – Our Specific Connection Charging Methodology

Introduction

- 6.1 This Section sets out Our Specific Connection Charging Methodology.
- 6.2 Any changes to this Section must be in accordance with the provisions set of in Condition 13 of the Licence.

Competition in Connections

Non-Contestable Work

- 6.3 The following works in respect of the existing Distribution System are deemed to be Non-Contestable:
- Processing your application and Distribution System planning for the connection;
 - Deciding upon the POC to the Distribution System (this can now be undertaken by ICPs for certain project types, as further detailed in the POC Self Identification Matrix published at www.ssen.co.uk);
 - Connection of the Extension Assets or diverted assets to the Distribution System and their Energisation (an appropriately accredited ICP may, subject to our prior agreement, connect Extension Assets or diverted assets where the connection is made to an LV or HV underground cable that is an existing part of the Distribution System);
 - Design, planning and specification of any works for Reinforcement of our Distribution System;
 - Carrying out of any works for Reinforcement of our Distribution System where the conditions for such activity being Contestable Work are not met. Reinforcement (other than design, and specification) and diversionary works may be contested when associated with the provision of a connection and subject to the circumstances described in paragraph 6.15);
 - Design, planning, specification and carrying out of any works for diversion of the Distribution System where the conditions for such activity being Contestable Work are not met (the design of the diversionary works may be contested when associated with the provision of a connection and subject to the circumstances described in paragraph 6.15); and
 - Removal of existing Electrical Plant and Electric Lines.
- 6.4 The following works in respect of the Contestable Work are deemed to be Non-Contestable:
- Specification of design and installation criteria and materials to be used for Contestable Works;
 - Concluding any Land Rights and other consents that we require;
 - Approval of the ICP's design (this can now be undertaken by ICPs in certain circumstances, as further detailed in the Self Design Approval Tables published at www.ssen.co.uk);
 - Operation, repair and maintenance of the Electrical Plant and the Electric Lines following adoption by us; and
 - Inspection, monitoring and testing of any Contestable Work.

Factors influencing Competition in Connection (CIC) Charges

- 6.5 Illustrative costs for Competition in Connection (CIC) Charges are shown in Section 7. Such illustrative charges reflect normal cost situations. The actual charges associated with specific projects will be based on our estimate of the level of the work required. The factors which influence the actual level of charges include:

- The amount of network analysis required to determine the optimum means of providing connections. The amount of network analysis undertaken would be influenced by, amongst other factors, the number of connections and connection capacity requested by the applicant, characteristics of the load to be connected and the capacity of the existing Distribution System.
- The level of management and job scheduling required for the connection project. The management and job scheduling costs associated with projects that are completed over a long timescale would tend to be higher than those costs associated with projects that are completed over a short timescale.
- The number and complexity of Land Rights required. Some technically simple connections, such as the installation of an LV underground cable, could require more than one wayleave or consent.

Contestable Work

6.6 In contrast, the following work may, at your discretion, be carried out in its entirety either by us or by an ICP, in accordance with the approved design and specification:

- Design of the Contestable Work;
- The procurement and provision of equipment and materials to our current specification for the Contestable Work;
- Trenching and other preparation of the site, including the circuit routes between the development and the POC;
- Construction of the Contestable Work;
- Connection of Extension Assets or diverted assets where the connection is made to an LV or HV underground cable that is an existing part of the Distribution System (subject to our prior agreement);
- Recording of work done and of the location of cable routes and other equipment on site or elsewhere (where those assets are installed by the ICP), and the provision of this information to us;
- Reinstatement (both temporary, if appropriate, and permanent); and
- Making provision for the installation of metering equipment.

Under certain circumstances and at our sole discretion, we may agree with you to undertake part of the Contestable Work whilst we carry out the remainder where it is practical to do so.

6.7 The Contestable design element must comply with the appropriate part of Engineering Recommendation G81 and any of our specific requirements (see 6.9). Following receipt of the design of the Contestable Work, we shall either provide confirmation of approval or explanation for rejection. Such approval shall not be unreasonably withheld. A charge will be made for the approval of any design work undertaken by an ICP. A table showing charges for providing design approval is given in paragraph 7.17. Information regarding these charges will be included within the POC Offer.

6.8 We may, on occasion, request the ICP to include additional features in the design. Such request shall be made in writing and as soon as is reasonably practicable. Where the ICP accepts this request we will meet the agreed additional cost.

6.9 The specification for design, materials, installation and recording, is governed by Engineering Recommendation G81, a seven part national framework document administered by the Energy Networks Association that is designed to be supplemented by our specific appendices. Any ICP carrying out such Contestable Work must comply with the specification. The seven parts comprise:

For green field and brown field housing estates:

Part 1: Framework for Design and Planning

Part 2: Framework for Materials Specification

Part 3: Framework for Installation and Records

For industrial and commercial connections:

Part 4: Framework for Design and Planning

Part 5: Framework for Materials Specification

Part 6: Framework for Installation and Records

All of the above must be read in conjunction with our corresponding suite of Appendices that supplement Engineering Recommendation G81.

For diversionary and Reinforcement works:

Part 7: Framework for contestable diversionary and Reinforcement underground and overhead works not exceeding 33kV and HV/LV distribution substations.

These documents are available to view on our website at www.ssen.co.uk.

Inspection and Monitoring

- 6.10 We will inspect and monitor connections projects, including Contestable Works provided by the appointed ICPs and those carried out by us. The Charges for the lowest level (Level 3) inspections are included in our offers with any additional inspections charged retrospectively based on the actual number of inspections carried out. The table below outlines the percentage of projects that will be inspected.
- 6.11 The number of jobs successfully completed by an ICP or ourselves will determine their ability to move between the different levels of inspection. The ICP must complete a set number of projects without significant issues identified in order to move between the levels of inspection.
- 6.12 By successfully meeting our standards, a party can move between levels and reduce their future levels of inspection. Failing to meet our standards of works on site can result in being moved back a level (Level 3 to Level 2).
- 6.13 A party may operate under different levels of inspection at different voltages. For example, an ICP could be on Level 1 for High Voltage jobs, but also on Level 3 for Low Voltage jobs.

| | Level 1 | Level 2 | Level 3 |
|---|---------|---------|---------|
| Low Voltage Inspection Level | 40% | 20% | 2% |
| No of completed LV projects required to move to next Level | 10 | 15 | N/A |
| High Voltage Inspection Level | 100% | 50% | 2% |
| No of completed HV projects required to move to next Level | 5 | 10 | N/A |
| Extra High Voltage Inspection Level | 100% | 100% | 100% |
| No of completed EHV projects required to move to next Level | N/A | N/A | N/A |

- 6.14 The inspection regime above is applied to both ICPs and our own connections business. Charges for level 3 inspection and monitoring will be set out in the Connection Offer of POC Offer. The basis for these and further detail for any additional inspection Charges should additional inspections be incurred is set out in Section 7.62.

Contestable Reinforcement and Diversionary Work

- 6.15 Certain types of Reinforcement and diversionary work may also be carried out by suitably accredited ICPs for adoption by us. The scope of such work is limited to Reinforcement and diversionary works, associated with a connection, which:
- are new works that are physically and electrically separate from our existing Distribution System;
 - do not require access to our existing operational areas;
 - are fully funded by the single third party who is seeking the connection; and
 - are restricted to works to install overhead lines and underground cables at voltage levels not exceeding 33kV and works to install HV/LV distribution substations. The design of Reinforcement works can require a large volume of information about the Distribution System. The level and complexity of information that would need to be made available to allow the ICP to carry out such design works is likely to outweigh the benefits of including design work within the scope of contestability. The design of connection Reinforcement therefore remains Non-contestable.
- 6.16 For operational reasons, and to enable us to comply with our obligations under the Act and the Licence, there will be site specific circumstances where the works referred to in this Section are deemed Non-Contestable.
- 6.17 The design of the majority of diversion projects associated with connection projects is likely to be less complex than the design of Reinforcement Schemes. The design of diversionary works can be contestable for overhead lines and underground cables not exceeding 33kV and for HV/LV distribution substations.
- 6.18 The dismantlement and disposal of our existing assets remains Non-Contestable because it would require access to our existing assets and/or operational areas.

Table of Contestable/Non-Contestable Work

- 6.19 The following table summarises elements of the work as either Contestable or Non-Contestable and the types of company that can complete the works.

| Ref | Activity | Contestable(C)/ Non- Contestable (N) | SEPD | ICP | Applicant or Developer | |
|------------------------------|---|---|------|-----|------------------------|---|
| Unmetered Connections | | | | | | |
| 1 | Plant and materials specification and minimum design requirements | N | Yes | No | No | |
| 2 | POC identification, design, plant and material procurement, land rights negotiation, excavation, construction, commissioning and final records. | C | Yes | Yes | No | |
| Metered Connections | | | | | | |
| 3 | Determine POC to Distribution System | C/N | Yes | Yes | No | Contestable task for certain project types, as further detailed in the POC Self Identification Matrix published at www.ssen.co.uk |
| 4 | Design of Extension Assets | C | Yes | Yes | No | |
| 5 | Design upstream Reinforcement works associated with new connections. | N | Yes | No | No | |
| 6 | Design diversionary works associated with new connections | C | Yes | Yes | No | |
| 7 | Design approval | C/N | Yes | Yes | No | Contestable task for certain project types, as further detailed in the Self Design Approval Tables published at www.ssen.co.uk |
| 8 | Plant and materials specifications (for assets to be adopted by SEPD) | N | Yes | No | No | |
| 9 | Procure materials for own works | C | Yes | Yes | No | |
| 10 | Land Rights negotiations with third party landowners including any planning and consents. | C | Yes | Yes | Yes | |
| 11 | Prepare wayleave/easement/planning consents documentation | C | Yes | Yes | No | |
| 12 | Enter into agreements with third party landowners for assets to be adopted by SEPD | N | Yes | No | No | |
| 13 | Trench excavation and duct installation including any statutory notices | C | Yes | Yes | Yes | |
| 14 | Construction of substation buildings and other civil works | C | Yes | Yes | Yes | |
| 15 | Cable laying for own works | C | Yes | Yes | No | |
| 16 | Substation plant installation for own works | C | Yes | Yes | No | |
| 17 | Excavation for jointing bay | C | Yes | Yes | Yes | |

| | | | | | | |
|----|---|-----|-----|-----|----|--|
| 18 | Jointing of cables within Extension Assets | C | Yes | Yes | No | |
| 19 | All jointing to connect Contestable Works to existing LV or HV underground cables in the Distribution System (closing joints) | C/N | Yes | Yes | No | |
| 20 | Excavation for joints to connect Contestable Works to the Distribution System (closing joints) | C | Yes | Yes | No | |
| 21 | All jointing on newly adopted New Extension Assets | C | Yes | Yes | No | |
| 22 | Service alteration work to existing connections on the existing Distribution System | N | Yes | No | No | |
| 23 | Quality assurance inspections | N | Yes | No | No | |
| 24 | Testing of Extension Assets installed by ICP | C | Yes | Yes | No | |
| 25 | Commissioning and connection of Extension Assets to the Distribution System | C | Yes | No | No | |
| 26 | Recording of installed assets | C | Yes | Yes | No | |
| 27 | Operations, repairs and maintenance | N | Yes | No | No | |
| 28 | Disconnections | N | Yes | No | No | |

Payment Terms

- 6.20 The Connection Charge is normally payable in full in advance. In some circumstances and where Connection costs are in excess of £100,000 we shall, upon request, offer to stage payments for connection works to a schedule determined by us. All Connection Charges must be paid in full prior to energisation of the Connection.

Connection Offer and POC Offer Terms and Conditions

- 6.21 Our Connection Offers and POC Offers are made on our standard terms and conditions. Where we believe that alternative terms and conditions are appropriate, we may negotiate special terms and conditions with you, as provided for in Section 22 of the Electricity Act. Our costs incurred in the negotiation of these terms and conditions, including our legal costs, are recoverable from you.
- 6.22 We reserve the right to set the terms applicable in cases where the normal criteria may not apply, following consultation with you or where we have reasonable grounds for concluding that the proposed Connection would reduce the security of the system to a level below the standard required by the Act.
- 6.23 We may terminate an accepted Connection Offer if, for example, after one year you have not made sufficient progress at the site for us to undertake or satisfactorily progress our connection works. Therefore it is important that you time your connection application to reflect the project's authorisation and development programmes and the required energisation date.
- 6.24 Unless agreed otherwise with us, necessary replacement of age-expired sole user assets which have been installed for the purposes of connection of a generator will be at the expense of that generator, although the replacement cost may be shared to the extent that the generator does not have sole use of those assets.

Land Rights

- 6.25 We require the transfer of the freehold or alternatively the grant of long leasehold of any substation site which forms part of the Contestable or Non-Contestable Works.
- 6.26 We require the grant of a permanent easement (deed of grant) for any Electric Line that forms part of the Contestable or Non-Contestable Works which will not form part of an adopted or prospectively adopted highway. We may in some cases accept a wayleave as an alternative.

Operation and Maintenance Charges

- 6.27 Charges for operation, repair, maintenance and replacement (“O&M Charges”) are not normally payable as part of the Connection Charge.
- 6.28 However, where additional assets or in the case of generation schemes only the “high cost” assets beyond those required for the Minimum Scheme acceptable to us are installed, the additional ongoing operation, repair, maintenance and replacement costs are not supported by the Use of System tariff.
- 6.29 In these circumstances, such costs will be capitalised and added to the Connection Charge.
- 6.30 Capitalised costs are derived from the annual estimated costs of work related to the component parts of the network used for the Connection using an appropriate discount rate reflecting our cost of capital, and are usually expressed as a percentage of the initial capital value of the assets. Where this includes assets that will be provided by a person or party other than us, we will assess the value of such assets. These charges are normally payable in full in advance however, in certain cases, it may be possible to agree an annual service charge for the anticipated costs of operation, repair, maintenance and replacement.
- 6.31 Operation and Maintenance charges assessed on Connections are levied on the following basis:

O&M Charge Coverage

| Connection Category | O&M Scope | Value | Capitalised Charge Composition |
|---|--|-------|---|
| For demand and load connections with additional assets beyond the Minimum Scheme | Operation, repair, maintenance and replacement of the additional assets required for the Connection. | 32.0% | (1% O&M Charge + 1.7% Replacement Charge) x 20 years x 5.6% discount factor |
| For generation connections with additional assets beyond the Minimum Scheme and for “high cost” schemes | Operation, repair and maintenance of the assets required for the Connection. | 20.9% | (1% O&M Charge + 1.1% Replacement Charge) x 15 years x 5.6% discount factor |

Note to Table:

Under a full accountancy treatment, the O&M charge for demand connections would include an element for replacement of 2.5% over 40 years at 5.6% discount factor. However, experience has shown that network development and load migration over a lengthy period means that replacement on a like for like basis is not always required for customer specific assets. Thus a reduced allowance for replacement is used. Similarly and for the avoidance of doubt, generation connection sole user assets are replaced as detailed in clause 6.24 while replacement costs of other assets are recovered as shown in the Table above.

- 6.32 The operations, repair and maintenance service provided by us is not limited to the routine maintenance of assets in accordance with specified maintenance frequencies but also includes the following:
 - 6.32.1 total site care, covering site safety, security and environmental protection, maintenance of site drawings, the maintenance of general site well-being, the provision of statutory signing and labelling of the site and of individual assets and training of third parties requiring access to the site, as required;
 - 6.32.2 payment of rates, electricity, water and telephone charges associated with the connection site;
 - 6.32.3 24-hour standby and out-of-hours 365 days of the year to give customers a rapid response and repair service in case of emergencies or out-of-hours plant failure;
 - 6.32.4 payment of wayleaves and compensation claims;
 - 6.32.5 local liaison, notably with statutory authorities, wayleave grantors and members of the public;
 - 6.32.6 assessment and reporting on asset health and performance followed by major asset overhaul and refurbishment when necessary;
 - 6.32.7 provision of maintenance spares and specialist tools for maintenance activities;
 - 6.32.8 maintenance of a stock of strategic spares for major plant items to minimise recovery times following plant failures; and
 - 6.32.9 specialist back-up through access to electricity industry technical expertise.
- 6.33 Additionally, we provide a number of central services of benefit to connection customers, notably:
 - 6.33.1 maintenance of the integrity of customer's connections as the distribution system develops;
 - 6.33.2 management of our wider environmental responsibilities as they affect connection customers;
 - 6.33.3 operation of connection assets, including safety switching at substations and the co-ordination of outage programmes with customers.

Provision of Data

- 6.34 A statement showing circuit capacity and loading on specified parts of the system and other relevant information will be provided on request and if reasonably required by you, subject to a charge dependent on the amount of work involved.

Out of Area Networks

- 6.35 Where we own and operate Distribution networks outside our Distribution services area ("Embedded Distribution Networks" or "EDNs"), we will charge for Connections to those networks in a manner consistent with the policies set out in this Statement.

Margin Included in Connection Offers

- 6.36 We are allowed to charge a margin on certain elements of connections work under the terms of our Licence. Margins can only be applied to Contestable Work (construction of Extension Assets and other activities as set out in paragraphs 6.10 to 6.14).
- 6.37 The margin we may charge (if any) is either "regulated" and is set under the terms of our Licence or is "unregulated" and is not set under the terms of our Licence. Our ability to apply these two types of margin is governed by the Authority.
- 6.38 The table below indicates which type of margin (if any) is included in our charges for each type of work.

| | Regulated Margin | Unregulated Margin |
|---|------------------|--------------------|
| In respect of Metered premises owned or occupied by Demand Customers | | |
| (i) Single LV Service Demand Connections: defined in Section 7.6 | N/A | N/A |
| (ii) Small Project Demand Connections: defined in Section 7.6 | N/A | N/A |
| (iii) LV work: other low voltage Connection Activities involving only low voltage works | Yes | No |
| (iv) HV work: low voltage Connection Activities involving high voltage work | No | Yes |
| (v) HV and EHV work: low voltage or high voltage Connection Activities involving extra high voltage work | No | Yes |
| (vi) EHV work and above: extra high voltage and 132kV Connection Activities | No | Yes |
| In respect of Metered premises in which Distributed Generation is situated | | |
| (vii) LV work: low voltage Connection Activities involving only low voltage works | Yes | No |
| (viii) HV and EHV work: any Connection Activities involving work at high voltage or above | No | Yes |
| In respect of unmetered premises | | |
| (ix) LA work: New Connection Activities in respect of local authority premises | No | Yes |
| (x) PFI work: New Connection Activities under private finance initiatives | No | Yes |
| (xi) Other work: all other non local authority and non PFI unmetered connections work | Yes | No |

Credit for equipment recovery associated with Temporary Connections

6.39 The net value referred to in paragraph 5.33 will not be provided where the administrative costs incurred are higher than the value of recovered equipment that we can subsequently reuse (net of depreciation and removal and refurbishment costs). The de minimis level, below which it is inefficient to provide a refund is £100. This value is based on the costs of:

- determining whether the equipment can be reused;
- calculating the refund; and
- processing any credit

Section 7 – Connection Charging Statement

Introduction

- 7.1 This Section sets out our Connection Charging Statement prepared in accordance with Standard Licence Condition 14 of the Licence.
- 7.2 The purpose of this statement is to enable any person to make a reasonable estimate of the charges liable for the provision of a connection.
- 7.3 The minimum and maximum values of charges shown in the following tables are designed to provide you with an indication of the range of charges that would normally apply to a particular activity and are therefore not absolute limits on the minimum and maximum value of charge that may be levied. The actual charge for each activity will be calculated based upon the project specific circumstances which may take account of the cost apportionment rules and other factors that will influence the value of the charge payable by you.
- 7.4 All indicative charges in the tables below are exclusive of VAT.
- 7.5 Connection Charges may contain some or all of the cost elements indicated in the following table. You do not need to have requested a Budget Estimate or Feasibility Study before you request a formal Connection Offer.

| | Charge Element | Explanation |
|---|---|---|
| A | Budget Estimates | To identify the budget costs for connection to the existing Distribution System in advance of a formal application. |
| B | Feasibility Studies | To identify options for connection to the existing Distribution System in advance of a formal application. |
| C | Assessment and Design for all relevant work | To identify the most appropriate point on the existing Distribution System for connection of the Extension Assets, the design of the Extension Assets, any required Reinforcement and prepare the Connection Offer. |
| D | CIC Assessment and Design of the Non-Contestable Work | To identify the most appropriate point on the existing Distribution System for connection of the Extension Assets, the design of any required Reinforcement and prepare the POC Offer. |
| E | CIC Design Approval of the Contestable Work | For CIC the approval of an Extension Assets design produced by an ICP. |
| F | Construction | Electric Lines and Electrical Plant forming part of the Extension Assets and Reinforcement (both Contestable and Non-Contestable Assets). |
| G | CIC Final Works and Phased Energisation | Final Works means the installation of the connection equipment in such a way that, subject to Energisation, the Premises are physically able to receive a supply of electricity from our Distribution System or (as the case may be) our Distribution System is physically able to receive a supply of electricity from the Premises. Phased Energisation, in relation to a part only of the Premises, means the physical ability, subject to the completion of Final Works, to allow an electrical current to flow from (or to) our Distribution System to (or from) that part by means of the insertion of a fuse or as a result of a switching operation. |
| H | CIC Inspection and Monitoring | Inspection and Monitoring by us of the Contestable Work constructed by an ICP. |
| I | Land Rights | The costs of securing Land Rights in respect of Extension Assets and Reinforcement |
| J | Other | Other miscellaneous charges associated with the provision of the connection. |

7.6 The following definitions are used in this Section.

| | |
|--|--|
| Single LV Service Demand Connection | an LV demand connection to single Premises, involving a single-phase connection and no significant work other than the provision of a service line and the electricity distributor's fuses. |
| Service Line | a low-voltage electric line or any part of that line that will, at the time it is provided, be used only for supplying single Premises, excluding any part of the line that, at the time it is provided, is intended by the distributor to be used to enable it to provide a connection to other Premises in respect of which the distributor has received, or would reasonably expect within the following 12 months to receive, a notice under section 16A(1) of the Act. |
| Small Project Demand Connection | a connection (other than of a load that could reasonably be expected to cause disruption to other customers) (via low-voltage circuits fused at 100 amperes or less per phase with whole-current metering), and where the highest voltage of the assets involved in providing such connection, and any associated works, is low voltage, to – a) a development Scheme requiring more than one but fewer than five single-phase connections at domestic Premises and involving only the provision of a service line and the electricity distributor's fuses; or (b) a development Scheme requiring fewer than five single-phase or two-phase connections at domestic Premises and involving an extension of the existing low voltage network; or (c) a single Premises requiring a two-phase or three-phase connection and involving only the provision of a service line and the electricity distributor's fuses. |

Quotation Accuracy Scheme

7.7 We are required in our Licence to submit from time to time to the Authority for approval a Quotation Accuracy Scheme (QAS). The QAS is intended to provide information so that you can assess whether the specific Connection Charge included within our Connection Offer to you is accurate in terms of consistency with our Connection Charging Statement.

7.8 The QAS only applies to Single LV Service Demand Connections and Small Project Demand Connections. The cost tables for these projects are given in tables F1 and F2.

7.9 The principles of the QAS are as follows:

- The QAS is not intended to be a mechanism for you to challenge the absolute cost of the Connection Charge.
- If the information included in the Connection Offer is sufficient such that the Connection Charge is within the bands of indicative costs then you would not be eligible to challenge the accuracy of the Connection Offer..
- If the information included in the Connection Offer is such that the Connection Charge is outside the bands of indicative costs then you would be eligible to challenge the accuracy of the Connection Offer. You would be required to provide a statement to explain why you believed the quotation to be outside the range.
- Absence of information in the Connection Offer does not in itself mean that the Connection Charge is inaccurate but does allow you to enter the QAS. This therefore acts as an incentive for us to include additional information to you to limit the number of customers eligible to enter the QAS.
- Where we review the Connection Offer and accept that we have not provided enough information and therefore the Connection Charge is outside the bands of indicative costs, the Connection Charge will be deemed inaccurate, a penalty payment will be paid to you and a new Connection Offer issued. The revised Connection Charge may in fact be for the same value but with additional information provided.

- If we can demonstrate that additional information was provided in the Connection Offer in support of our Connection Charge then no penalty payment will be made.
 - Where we review the Connection Offer and accept that we have made an error, for example in estimating quantities then the Connection Charge will be deemed inaccurate. In these circumstances, a penalty payment will be paid to you and a new Connection Offer issued.
 - If we are able to provide additional information in support of our charges then no payment would be made.
 - The accuracy assessment will work both ways, i.e. any error may be an omission and a re-issued Connection Offer could be higher or lower than the original Connection Charge.
 - Some tolerances for the error would apply, for example within 5% or £150 (whichever is the greater). This prevents a disproportionate effect for say small lengths of cable if our view and your view on the required length differ.
 - The QAS is not intended to introduce standard charges for connections customers.
 - The QAS will have specified time limits whereby you can challenge the Connection Charge but will not preclude you from accepting the Connection Charge.
- 7.10 Where you believe the Connection Offer provided by us is outside the “bandwidth” in the indicative charges tables contained in this statement then you can enter the QAS.
- 7.11 You can enter the QAS by contacting us at the address given in paragraph 1.34.

A Budget Estimates

- 7.12 If you are unable to make a formal Application because certain information that we require to make a Connection Offer is not available or if you are not in a position to progress to the construction phase, we can provide an indication of the charge for making the connection by means of a Budget Estimate (see paragraph 2.8 for further details). Our charges associated with the provision of Budget Estimates in advance of a formal Application are set out in the table below:-

| Category | Charge |
|--|--------|
| Demand | |
| Single LV Service Demand Connection ^A | Nil |
| 2 to 4 services single phase LV, no extension to LV network ^B | Nil |
| 1-4 Premises, single phase LV, extension to the LV network ^C required | Nil |
| 1 three phase LV service with whole current metering to a single Premises ^D | Nil |
| Other LV connection(s) with a total load up to 100kVA | Nil |
| Other LV connection(s) with a total load greater than 100kVA and up to 250kVA not covered by the above | Nil |
| Connection greater than 250kVA and up to 1MVA at LV | Nil |
| Connection up to 250kVA at HV | Nil |
| Connection greater than 250kVA and up to 1MVA at HV | Nil |
| Connection greater than 1MVA and up to 3MVA at HV | Nil |
| Connection greater than 3MVA and up to 10MVA at HV | Nil |
| Connection up to 10MVA at EHV and at 132kV | Nil |
| Connection greater than 10MVA and up to 50MVA | Nil |
| Connection greater than 50MVA | Nil |

| Category | Charge |
|---|--------|
| Generation | |
| Connection of a single Small Scale Embedded Generator | Nil |
| Connection of other generation up to 20kVA not covered by the above at LV | Nil |
| Connection of other generation greater than 20kVA and up to 50kVA at LV | Nil |
| Connection of other generation greater than 50kVA at LV | Nil |
| Connection of generation up to 250kVA at HV | Nil |
| Connection of generation greater than 250kVA and up to 1MVA at HV | Nil |
| Connection of generation greater than 1MVA at HV | Nil |
| Connection of generation up to 10MVA at EHV and at 132kV | Nil |
| Connection of generation greater than 10MVA and up to 50MVA at EHV and at 132kV | Nil |
| Connection of generation greater than 50MVA | Nil |
| A Refer to 7.6 above for detailed definition. B Refer to 7.6 above, Small Project Demand Connection (a) for detailed definition. C Refer to 7.6 above, Small Project Demand Connection (b) for detailed definition. D Refer to 7.6 above, Small Project Demand Connection (c) for detailed definition. | |

Note 1: “LV”, “HV”, or “EHV” in the table above denotes the highest voltage of assets installed including any associated Reinforcement or diversionary works.

Note 2: “Small Scale Embedded Generator” as defined in 2.35

B Feasibility Studies

- 7.13 Prior to making a formal Application for a Connection Offer you may request we undertake a Feasibility Study to establish the viability of making a connection to our Distribution System. We will carry out preliminary network analysis and provide an indicative connection assessment which will include the results of the network analysis and an outline of the engineering scheme to allow the connection. We will require payment in advance of the study being made and will notify you of the relevant study charges prior to commencing work.
- 7.14 Our charges associated with the provision of Feasibility Studies involving design in advance of a formal Connection Application are set out in the table below. Charges for any other activities, such as excavation works will be individually assessed and agreed with you before these are undertaken. The Minimum Charge will always apply. Additional charges will only be applicable where the Applicant amends their connection requirements which necessitates us to carry out further analysis or assessment:-

| Category | Minimum Charge | Additional Charge |
|--|----------------|-------------------|
| Demand | | |
| Single LV Service Demand Connection ^A | Nil | Nil |
| 2 to 4 services single phase LV, no extension to LV network ^B | Nil | Nil |
| 1-4 Premises, single phase LV, extension to the LV network ^C required | Nil | Nil |
| 1 three phase LV service with whole current metering to a single Premies ^D | Nil | Nil |
| Other LV connection(s) with a total load up to 100kVA | £ 248 | £ 65 |
| Other LV connection(s) with a total load greater than 100kVA and up to 250kVA not covered by the above | £ 372 | £ 65 |
| Connection greater than 250kVA and up to 1MVA at LV | £ 496 | £ 65 |
| Connection up to 250kVA at HV | £ 496 | £ 65 |
| Connection greater than 250kVA and up to 1MVA at HV | £ 744 | £ 65 |
| Connection greater than 1MVA and up to 3MVA at HV | £ 930 | £ 65 |
| Connection greater than 3MVA and up to 10MVA at HV | £ 1,240 | £ 65 |
| Connection up to 10MVA at EHV and at 132kV | £ 2,480 | £ 85 |
| Connection greater than 10MVA and up to 50MVA | £ 4,030 | £ 85 |

| Category | Minimum Charge | Additional Charge |
|---|----------------|-------------------|
| Connection greater than 50MVA | £ 8,060 | £ 85 |
| Generation | | |
| Connection of a single Small Scale Embedded Generator | £ 248 | £ 65 |
| Connection of other generation up to 20kVA not covered by the above at LV | £ 248 | £ 65 |
| Connection of other generation greater than 20kVA and up to 50kVA at LV | £ 310 | £ 65 |
| Connection of other generation greater than 50kVA at LV | £ 372 | £ 65 |
| Connection of generation up to 250kVA at HV | £ 620 | £ 65 |
| Connection of generation greater than 250kVA and up to 1MVA at HV | £ 930 | £ 65 |
| Connection of generation greater than 1MVA at HV | £ 1,240 | £ 65 |
| Connection of generation up to 10MVA at EHV and at 132kV | £ 2,480 | £ 85 |
| Connection of generation greater than 10MVA and up to 50MVA at EHV and at 132kV | £ 4,030 | £ 85 |
| Connection of generation greater than 50MVA | £ 8,060 | £ 85 |
| A Refer to 7.6 above for detailed definition. B Refer to 7.6 above, Small Project Demand Connection (a) for detailed definition. C Refer to 7.6 above, Small Project Demand Connection (b) for detailed definition. D Refer to 7.6 above, Small Project Demand Connection (c) for detailed definition. | | |

Note 1: “LV”, “HV”, or “EHV” in the table above denotes the highest voltage of assets installed including any associated Reinforcement or diversionary works.

Note 2: “Small Scale Embedded Generator” as defined in 2.35

C Assessment and Design for all relevant work

- 7.15 For applications received in accordance with Section 2 of this Statement, our charges associated with assessing the impact of the connection on the distribution system, designing any extension and/ or Reinforcement and processing the application are set out in the table below. We may levy additional assessment and design charges where the work undertaken exceeds the costs included in the minimum charge or requires assessing the impact of the connection on the transmission system. The charges are standard charges based on the size and type of the connection and the highest voltage of assets installed including any associated Reinforcement or diversionary works. The table shows the amount of the charge that is payable in relation to the provision of our connection offer, and the amount of the charge that is payable in relation to acceptance of our connection offer. Further information about the timing of these charges and the circumstances where each applies may be provided elsewhere in this document, in particular in section 4:-

| Category | Minimum Charge | Additional Charge | Timing of Charge | |
|--|----------------|-------------------|------------------|------------|
| | | | Connection Offer | Acceptance |
| Demand | | | | |
| Single LV Service Demand Connection ^A | Nil | N/A | | |
| 2 to 4 services single phase LV, no extension to LV network ^B | Nil | N/A | | |
| 1-4 Premises, single phase LV, extension to the LV network ^C required | Nil | N/A | | |
| 1 three phase LV service with whole current metering to a single Premises ^D | Nil | N/A | | |
| Other LV connection(s) with a total load up to 100kVA | Nil | Nil | | |
| Other LV connection(s) with a total load greater than 100kVA and up to 250kVA not covered by the above | Nil | Nil | | |
| Connection greater than 250kVA and up to 1MVA at LV | £250 | Nil | | £250 |
| Connection up to 250kVA at HV | £250 | Nil | | £250 |
| Connection greater than 250kVA and up to 1MVA at HV | £2,189 | Nil | £1,664 | £525 |
| Connection greater than 1MVA and up to 3MVA at HV | £2,189 | Nil | £1,664 | £525 |
| Connection greater than 3MVA and up to 10MVA at HV | £2,189 | Nil | £1,664 | £525 |
| Connection up to 10MVA at EHV and at 132kV | £2,988 | Nil | £2,569 | £419 |

| Category | Minimum Charge | Additional Charge | Timing of Charge | |
|---|----------------|-------------------|------------------|--------|
| Connection greater than 10MVA and up to 50MVA | £2,988 | Nil | £2,569 | £419 |
| Connection greater than 50MVA | £2,988 | Nil | £2,569 | £419 |
| Generation | | | | |
| Connection of a single Small Scale Embedded Generator | Nil | Nil | | |
| Connection of other generation up to 20kVA not covered by the above at LV | Nil | £250 | | £250 |
| Connection of other generation greater than 20kVA and up to 50kVA at LV | Nil | £250 | | £250 |
| Connection of other generation greater than 50kVA at LV | £250 | Nil | | £250 |
| Connection of generation up to 250kVA at HV | Nil | £1,163 | £459 | £704 |
| Connection of generation greater than 250kVA and up to 1MVA at HV | £3,169 | Nil | £1,691 | £1,478 |
| Connection of generation greater than 1MVA at HV | £3,169 | Nil | £1,691 | £1,478 |
| Connection of generation up to 10MVA at EHV and at 132kV | £3,169 | Nil | £2,563 | £606 |
| Connection of generation greater than 10MVA and up to 50MVA at EHV and at 132kV | £3,169 | Nil | £2,563 | £606 |
| Connection of generation greater than 50MVA | £3,169 | Nil | £2,563 | £606 |
| A Refer to 7.6 above for detailed definition. B Refer to 7.6 above, Small Project Demand Connection (a) for detailed definition. C Refer to 7.6 above, Small Project Demand Connection (b) for detailed definition. D Refer to 7.6 above, Small Project Demand Connection (c) for detailed definition. | | | | |

Note 1: "LV", "HV", or "EHV" in the table above denotes the highest voltage of assets installed including any associated Reinforcement or diversionary works.

Note 2: "Small Scale Embedded Generator" as defined in 2.35

D CIC Assessment and Design of the Non-Contestable Work

- 7.16 For applications received in accordance with Section 3 of this Statement, our charges associated with the identification of the most appropriate point on the existing Distribution System for connection of the Extension Assets and the design of any Reinforcement and processing the application are set out in the Table below. We may levy additional assessment and design charges where the work undertaken exceeds the costs included in the minimum charge or requires assessing the impact of the connection on the transmission system. The charges are standard charges based on the size and type of the connection and the highest voltage of assets installed including any associated Reinforcement or diversionary works. The table shows the amount of the charge that is payable in relation to the provision of our connection offer, and the amount of the charge that is payable in relation to your acceptance of our connection offer. Further information about the timing of these charges and the circumstances where each applies may be provided elsewhere in this document:-

| Category | Minimum Charge | Additional Charge | Timing of Charge | |
|---|----------------|-------------------|------------------|------------|
| | | | Connection Offer | Acceptance |
| Demand | | | | |
| Single LV Service Demand Connection ^A | Nil | N/A | | |
| 2 to 4 services single phase LV, no extension to LV network ^B | Nil | N/A | | |
| 1-4 Premises, single phase LV, extension to the LV network ^C required | Nil | N/A | | |
| 1 three phase LV service with whole current metering to a single Premises ^D | Nil | N/A | | |
| Other LV connection(s) with a total load of up to 100kVA | Nil | Nil | | |
| Other LV connection(s) with a total load greater than 100kVA and up to 250kVA LV not covered by the above | Nil | Nil | | |
| Connection greater than 250kVA and up to 1MVA at LV | £185 | Nil | | £185 |
| Connection up to 250kVA at HV | £185 | Nil | | £185 |
| Connection greater than 250kVA and up to 1MVA at HV | £1,664 | Nil | £1,664 | N/A |
| Connection greater than 1MVA and up to 3MVA at HV | £1,664 | Nil | £1,664 | N/A |
| Connection greater than 3MVA and up to 10MVA at HV | £1,664 | Nil | £1,664 | N/A |

| Category | Minimum Charge | Additional Charge | Timing of Charge | |
|---|----------------|-------------------|------------------|------|
| | | | | |
| Connection up to 10MVA at EHV and at 132kV | £2,569 | Nil | £2,569 | N/A |
| Connection greater than 10MVA and up to 50MVA | £2,569 | Nil | £2,569 | N/A |
| Connection greater than 50MVA | £2,569 | Nil | £2,569 | N/A |
| Generation | | | | |
| Connection of a single Small Scale Embedded Generator | Nil | Nil | | |
| Connection of other generation up to 20kVA not covered by the above at LV | Nil | £185 | | £185 |
| Connection of other generation greater than 20kVA and up to 50kVA at LV | Nil | £185 | | £185 |
| Connection of other generation greater than 50kVA at LV | £185 | Nil | | £185 |
| Connection of generation up to 250kVA at HV | Nil | £459 | £459 | N/A |
| Connection of generation greater than 250kVA and up to 1MVA at HV | £1,691 | Nil | £1,691 | N/A |
| Connection of generation greater than 1MVA at HV | £1,691 | Nil | £1,691 | N/A |
| Connection of generation up to 10MVA at EHV and at 132kV | £2,563 | Nil | £2,563 | N/A |
| Connection of generation greater than 10MVA and up to 50MVA at EHV and at 132kV | £2,563 | Nil | £2,563 | N/A |
| Connection of generation greater than 50MVA | £2,563 | Nil | £2,563 | N/A |
| A Refer to 7.6 above for detailed definition. B Refer to 7.6 above, Small Project Demand Connection (a) for detailed definition. C Refer to 7.6 above, Small Project Demand Connection (b) for detailed definition. D Refer to 7.6 above, Small Project Demand Connection (c) for detailed definition. | | | | |

Note 1: "LV", "HV", or "EHV" in the table above denotes the highest voltage of assets installed including any associated Reinforcement or diversionary works.

Note 2: "Small Scale Embedded Generator" as defined in 2.35

E CIC Design Approval of the Contestable Work

7.17 For applications received in accordance with Section 3 of this Statement, our charges associated with the approval of an Extension Asset design produced by an ICP are set out in the Table below:-

| Category | Charge | Additional Charge |
|---|--------|-------------------|
| Demand | | |
| Single LV Service Demand Connection ^A | £263 | N/A |
| 2 to 4 services single phase LV, no extension to LV network ^B | £263 | N/A |
| 1-4 Premises, single phase LV, extension to the LV network ^C required | £263 | N/A |
| 1 three phase LV service with whole current metering to a single Premises ^D | £263 | N/A |
| Other LV connection(s) with a total load up to 100kVA | £263 | £65 |
| Other LV connection(s) with a total load greater than 100kVA and up to 250kVA LV not covered by the above | £420 | £65 |
| Connection greater than 250kVA and up to 1MVA at LV | £630 | £65 |
| Connection up to 250kVA at HV | £630 | £85 |
| Connection greater than 250kVA and up to 1MVA at HV | £788 | £85 |
| Connection greater than 1MVA and up to 3MVA at HV | £788 | £85 |
| Connection greater than 3MVA and up to 10MVA at HV | £788 | £85 |
| Connection up to 10MVA at EHV and at 132kV | £1,575 | £105 |
| Connection greater than 10MVA and up to 50MVA | £1,575 | £105 |
| Connection greater than 50MVA | £1,575 | £105 |
| Generation | | |
| Connection of a single Small Scale Embedded Generator | £263 | Nil |

| Category | Charge | Additional Charge |
|---|--------|-------------------|
| Connection of other generation up to 20kVA not covered by the above at LV | £263 | Nil |
| Connection of other generation greater than 20kVA and up to 50kVA at LV | £263 | £65 |
| Connection of other generation greater than 50kVA at LV | £525 | £65 |
| Connection of generation up to 250kVA at HV | £525 | £85 |
| Connection of generation greater than 250kVA and up to 1MVA at HV | £788 | £85 |
| Connection of generation greater than 1MVA at HV | £788 | £85 |
| Connection of generation up to 10MVA at EHV and at 132kV | £1,575 | £105 |
| Connection of generation greater than 10MVA and up to 50MVA at EHV and at 132kV | £1,575 | £105 |
| Connection of generation greater than 50MVA | £1,575 | £105 |
| A Refer to 7.6 above for detailed definition. B Refer to 7.6 above, Small Project Demand Connection (a) for detailed definition. C Refer to 7.6 above, Small Project Demand Connection (b) for detailed definition. D Refer to 7.6 above, Small Project Demand Connection (c) for detailed definition. | | |

Note 1: “LV”, “HV”, or “EHV” in the table above denotes the highest voltage of assets installed including any associated Reinforcement or diversionary works.

Note 2: “Small Scale Embedded Generator” as defined in 2.35

F Construction

F1 Connections covered by Quotation Accuracy Scheme

7.18 Our charges associated with the construction of small connections (as defined in 7.6) are set out below:-

7.19 Please note that you will also need to include charges for Assessment and Design, if any, as outlined in paragraph 7.15.

7.20 These charges are covered by the Quotation Accuracy Scheme outlined under paragraphs 7.7 to 7.11 of this Section.

7.21 Charges in the tables below include:

- Both the Contestable Work and Non-Contestable Work, however these will be identified as separate elements within your Connection Offer
- Liaison with the highways authorities, submitting street works notices and/or permit applications
- Providing and setting out signing, lighting and guarding

7.22 The minimum and maximum values of charges shown in the following tables are designed to provide you with an indication of the range of charges that would normally apply to a particular activity and therefore not absolute limits on the minimum and maximum value of charge that may be levied.

7.23 Additional costs sometimes need to be included within your quotation to meet your specific connection requirements and these are excluded from the min/max range of potential connection charges set out below. Where additional costs have been included we will provide an explanation. Examples of these additional costs can include, but are not limited to:

- Easements, wayleaves or land transfers if required, as detailed in Table I, Land Rights
- Traffic management costs, e.g. temporary traffic lights and road closures
- Lane rental charges and permit costs imposed by local authorities
- Works outside of normal business hours (including weekends, bank holidays and night working)
- Shutdowns to isolate existing sections of network to enable the works to be carried out safely, when required
- Cable routes with engineering difficulties, e.g. river and rail crossings
- Same day reinstatement of excavated grounds, where requested by yourselves or the Local Authority

7.24 What factors influence the cost:

- The size and length of cable we are required to install to facilitate your required load
- The location of the point of connection onto our existing network
- The type of footpath we are required to excavate and reinstate, e.g. a tarmac footpath would be cheaper to excavate and reinstate than a footpath made up with paving slabs which may need to be temporarily removed from site for the duration of the works

- The type of carriageway we are required to excavate and reinstate, e.g. a cul-de-sac could be cheaper to excavate and reinstate than a main road passing through a city centre
- Charges levied by third parties in association with a connection, e.g. fees requested by the Local Authority for road closure applications

7.25 How you can minimise the connection cost:

- You can carry out any excavation works required within your own land ownership boundary. We will specify the requirements such as trench depths/widths and the type of ducting to be utilised, where required.
- Ask your nominated electrician to calculate your load requirements, allowing for diversity. This will ensure you do not request a connection larger than you need.
- Consider your proposed service termination location. The greater the distance between the existing network and your required termination, the greater the connection cost could be. If you are unsure of where the existing network is located in regards to your property, please request network plans for the area.

7.26 Further information can be found on our website: <https://www.ssen.co.uk/Connections/SmallProjects/>

Range of potential charges for underground connection works

| Area | | | SEPD | |
|--|--|------|--------|--------|
| Activity | Surface Type/Engineering Task | Unit | Min | Max |
| Single phase underground service; Inclusive of connecting new service cable onto the mains and termination of the service cable. Where surface types are specified, the cost is inclusive of excavation and reinstatement of a joint hole to expose the existing cable. Costs are exclusive of cable installation – Please refer to ‘Cable Installation’ section below for cable provision, installation and trenching costs. | Typical footpath | # | £1,227 | £3,442 |
| | Typical unmade ground / grass verge | # | £929 | £2,533 |
| | Typical carriageway | # | £2,294 | £3,313 |
| | Service connection requiring no excavation by DNO* | # | £303 | £1,577 |

| Area | | | SEPD | |
|---|--|---|--------|--------|
| Three phase underground service (up to 60kVA); Inclusive of connecting new service cable onto the mains and termination of the service cable. Where surface types are specified, the cost is inclusive of excavation and reinstatement of a joint hole to expose the existing cable. Costs are exclusive of cable installation – Please refer to 'Cable Installation' section below for cable provision, installation and trenching costs. | Typical footpath | # | £1,321 | £3,691 |
| | Typical unmade ground / grass verge | # | £1,024 | £3,410 |
| | Typical carriageway | # | £2,388 | £6,533 |
| | Service connection requiring no excavation by DNO* | # | £397 | £1,660 |
| Low voltage underground mains cable extension; Inclusive of connecting a new mains cable onto the existing mains cable and terminating to a bottle end. Where surface types are specified, the cost is inclusive of excavation and reinstatement of a joint hole to expose the existing cable. Costs are exclusive of cable installation – Please refer to 'Cable Installation' section below for cable provision, installation and trenching costs. | Typical footpath | # | £1,385 | £2,678 |
| | Typical unmade ground/grass verge | # | £1,076 | £1,130 |
| | Typical carriageway | # | £2,495 | £2,781 |
| | Mains extension requiring no excavation by DNO* | # | £425 | £478 |
| Cable Installation; For trench works beyond the joint hole, inclusive of the provision and installation of cable. Where surface types are specified, the cost is inclusive of ground excavation and reinstatement. Additional metres of LV mains cable | Typical footpath | m | £127 | £372 |
| | Typical unmade ground/grass verge | m | £48 | £185 |
| | Typical carriageway | m | £235 | £546 |
| | Cable installation requiring no excavation by DNO* | m | £14 | £51 |

** In some circumstances, sections of excavation works will not necessarily need to be carried out by the DNO. This can include excavation within your own land ownership boundary which you can arrange to carry out yourself.*

Range of potential charges for overhead connection works

| Area | | | SEPD | |
|---|---|-------------|-------------|------------|
| Activity | Surface Type/ Engineering Task | Unit | Min | Max |
| Aerial service connection; New overhead connection with pole termination, up to 10 metres of overhead cable and termination of the service cable. No costs are included for any replacement or additional poles. | Single phase | # | N/A | N/A |
| | Three phase | # | N/A | N/A |
| Overhead to underground service connection; New underground service with termination to a pole, including up to 10 metres of cable up the pole and termination of the service cable. No costs are included for any replacement or additional poles. Costs are exclusive of underground cable installation – Please refer to ‘Cable Installation’ section above for underground cable provision, installation and trenching costs | Single phase | # | £416 | £579 |
| | Three phase | # | £548 | £728 |
| Low Voltage overhead mains cable extension; Inclusive of connecting a new span of three phase low voltage overhead line, a single new pole and stay wire. | Single span overhead mains extension | # | £2,203 | £3,268 |
| Overhead to underground low voltage mains cable extension; Inclusive of connecting a new three phase low voltage mains cable to a pole, including up to 10 metres of cable up the pole and termination of the service cable. No costs are included for any replacement or additional poles. Costs are exclusive of underground cable installation – Please refer to ‘Cable Installation’ section above for underground cable provision, installation and trenching costs | Underground to overhead point of connection mains extension | # | £1,111 | £1,352 |

F2 Service Alterations

- 7.27 Our charges associated with changes of service positions for single services (as defined in 7.6) are set out below.
- 7.28 Please note that you will need to include charges for Assessment and Design, if any, as outlined in paragraph 7.15.
- 7.29 These charges are covered by the Quotation Accuracy Scheme outlined under paragraphs 7.7 to 7.11 of this Section.
- 7.30 Charges in the tables below include:
- Both the Contestable Work and Non-Contestable Work, however these will be identified as separate elements within your Connection offer
 - Liaison with the highways authorities, submitting street works notices and / or permit applications
 - Providing and setting out signing, lighting and guarding
- 7.31 The minimum and maximum values of charges shown in the following tables are designed to provide you with an indication of the range of charges that would normally apply to a particular activity and are therefore not absolute limits on the minimum nor the maximum value of charge that may be levied.
- 7.32 Additional costs sometimes need to be included within your quotation to meet your specific connection requirements and these are excluded from the min/max range of potential service alteration charges set out below. Where additional costs have been included we will provide an explanation. Examples of these additional costs can include, but are not limited to:
- Easements, wayleaves or land transfers, if required, as detailed in Table I, Land Rights
 - Traffic management costs, e.g. temporary traffic lights and road closures
 - Lane rental charges and permit costs imposed by local authorities
 - Works outside of normal business hours (including weekends, bank holidays and night working)
 - Shutdowns to isolate existing sections of network to enable the works to be carried out safely, if required
 - Cable routes with engineering difficulties, e.g. river and rail crossings
 - Same day reinstatement of excavated grounds, where requested by yourself or the Local Authority
- 7.33 What factors influence the cost:
- The size and length of cable we are required to install to facilitate your required load
 - The location of the point of connection onto our existing network
 - The type of footpath we are required to excavate and reinstate, e.g. a tarmac footpath could be cheaper to excavate and reinstate than a footpath made up with paving slabs which may need to be temporarily removed from site for the duration of the works
 - The type of carriageway we are required to excavate and reinstate, e.g. a cul-de-sac could be cheaper to excavate and reinstate than a main road passing through a city centre

- Charges levied by third parties in association with a service alteration, e.g. fees requested by the Local Authority for road closure applications

7.34 How you can minimise the service alteration cost:

- You can carry out any excavation works required within your own land ownership boundary. We will specify the requirements such as trench depths / widths and the type of ducting to be utilised, where required.
- Consider your proposed new service termination location. The greater the distance between the existing network and your required new termination position, the greater the service alteration cost could be.

7.35 Further information can be found on our website: <https://www.ssen.co.uk/ServiceAlteration/>

Range of potential charges for underground service alteration works

| Area | | | SEPD | |
|---|--|------|--------|--------|
| Activity | Surface Type / Engineering Task | Unit | Min | Max |
| Single phase underground service alteration; Inclusive of connecting new service cable onto the existing service cable and termination. Where surface types are specified, the cost is inclusive of excavation and reinstatement of a joint hole to expose the existing service cable. Costs are exclusive of cable installation – Please refer to ‘Cable Installation’ section below for underground cable provision, installation and trenching costs. | Typical footpath | # | £1,776 | £2,552 |
| | Typical unmade ground / grass verge | # | £969 | £1,744 |
| | Typical carriageway | # | £2,153 | £5,408 |
| | Service alteration requiring no excavation by the DNO* | # | £386 | £867 |
| Three phase underground service alteration (up to 60kVA); Inclusive of connecting new service cable onto the existing service cable and termination. Where surface types are specified, the cost is inclusive of excavation and reinstatement of a joint hole to expose the existing service cable. Costs are exclusive of underground cable installation – please refer to ‘Cable Installation’ section below for underground cable provision, installation and trenching costs | Typical footpath | # | £1,872 | £2,585 |
| | Typical unmade ground / grass verge | # | £1,064 | £1,777 |
| | Typical carriageway | # | £2,249 | £5,441 |
| | Service alteration requiring no excavation by the DNO* | # | £481 | £900 |
| Overhead service alteration; Including removal of existing service, connection of replacement service with up to 10 metres of overhead cable and termination of the service. Assumes no additional pole required. | Single phase | # | £540 | £709 |
| | Three phase | # | £672 | £858 |
| Overhead to underground service alteration; | Single phase | # | £540 | £709 |

| Area | | | SEPD | |
|--|--|---|------|--------|
| Including removal of the existing overhead service and installation of new underground service with connection to a pole, up to 10 metres of cable up the pole and termination of the service cable. No costs are included for any replacement or additional poles. Costs are exclusive of underground cable installation – Please refer to ‘Cable Installation’ section below for underground cable provision, installation and trenching. | Three phase | # | £672 | £858 |
| | | | | |
| Cable installation; For trench works beyond the joint hole or pole termination, inclusive of the provision and installation of cable. Including excavation and reinstatement of a trench in a typical surface type, unless specified as requiring no excavation by the DNO. | Typical footpath | m | £122 | £1,691 |
| | Typical unmade ground / grass verge | m | £46 | £96 |
| | Typical carriageway | m | £226 | £710 |
| | Cable installation requiring no excavation by DNO* | m | £7 | £26 |

* In some circumstances, sections of excavation works will not necessarily need to be carried out by the DNO. This can include excavation within your own land ownership boundary which you can arrange to carry out yourself.

F3 Other LV Services not covered by the QAS

- 7.36 Our charges associated with construction of services to the Entry/Exit Point that are not covered by the Quotation Accuracy Scheme are given in Table below. These charges are for the connection of the service cable only.
- 7.37 Charges below cover both the Contestable and Non-Contestable Work, however these will be identified separately on your Connection Offer/POC Offer. Note that your Connection Offer will also include charges for Assessment and Design as outlined in paragraph 7.15 and may include other charges.
- 7.38 The charges in the table below are inclusive of liaison with highway authorities, sending street works notices and signing, lighting and guarding. These charges exclude traffic management costs e.g. temporary traffic lights, road closures, etc. and Traffic Management Act costs. Where these additional costs are relevant, these will be included in your connection charge.
- 7.39 These charges exclude charges for any easement, wayleave or land transfers that are required and these are detailed in Table I Land Rights.

| Activity | Description | Unit | Min | Max |
|--|--|------|--------|--------|
| Single phase service, up to 100A (23 kVA) | One single phase service, from a passing or extended main, including service cable, mains service joint, and termination. Service cable length up to 5 metres per service. Duct installation, excavation and backfill joint hole undertaken by third party | 1 | £445 | £466 |
| | Multiple single phase services, from an extended main, including service cable, mains service joints, and termination. Service cable length up to 5 metres per service. Duct installation, excavation and backfill joint hole undertaken by third party | 1 | £638 | £982 |
| | Excavation and backfill of joint hole | 1 | £351 | £2,460 |
| | Additional metres of service cable | m | £66 | £81 |
| Three phase service up to 100A per phase (69 kVA) | A single three phase service, from a passing main, including service cable, mains service joint, and termination. Service cable length up to 5 metres per service. Duct installation, excavation and backfill joint hole undertaken by third party | 1 | £566 | £578 |
| | Excavation and backfill of joint hole | 1 | £351 | £2,460 |
| | Additional metres of three phase service cable | m | £69 | £115 |
| Three phase service up to 200A per phase (130 kVA) | A single three phase service, from a passing main, including service cable, mains service joint, and termination. Service cable length up to 5 metres per service. Duct installation, excavation and backfill joint hole undertaken by third party | 1 | £2,320 | £2,409 |
| | Excavation and backfill of joint hole | 1 | £351 | £2,460 |
| | Additional metres of three phase service cable | m | £78 | £95 |
| Three phase service up to 315A per phase (200 kVA) | A single three phase service, from a passing main, including service cable, mains service joint, and termination. Service cable length up to 5 metres per service. Duct installation, excavation and backfill joint hole undertaken by third party | 1 | £2,244 | £2,409 |
| | Excavation and backfill of joint hole | 1 | £351 | £2,460 |
| | Additional metres of three phase service cable | m | £97 | £110 |

| Activity | Description | Unit | Min | Max |
|---|--|------|--------|---------|
| Three phase service up to 400A per phase (276 kVA) | A single three phase service, from a passing main, including service cable, mains service joint, and termination. Service cable length up to 5 metres per service. Duct installation, excavation and backfill joint hole undertaken by third party | 1 | £2,410 | £2,431 |
| | Excavation and backfill of joint hole | 1 | £351 | £2,460 |
| | Additional metres of three phase service cable | m | £104 | £109 |
| LV Connection directly from a substation (up to 1500 kVA) | An LV connection, supplied directly from a distribution substation, including all cable terminations. Duct installation, excavation and backfill undertaken by third party | 1 | £2,489 | £7,941 |
| | Provide and install service cable | m | £97 | £118 |
| Services to Multi-occupied Premises | Installation of a multi-way cut-out up to 10-Way from a passing or extended main, a mains service joint, and termination in a single communal location. Service cable length up to 5 metres to the multi-way cut-out. Duct installation, excavation and backfill joint hole undertaken by third party. Individual service installations and works beyond the termination in the multi-way cut-out undertaken by third party. | 1 | £2,008 | £3,973 |
| | Installation of a multi-way cut-out of greater than 10-Way from a passing or extended main, a mains service joint, and termination in a single communal location. Service cable length up to 5 metres to the multi-way cut-out. Duct installation, excavation and backfill joint hole undertaken by third party. Individual service installations and works beyond the termination in the multi-way cut-out undertaken by third party. | 1 | £5,145 | £11,254 |
| | Installation of trunking and metering tails from the termination in the multi-way cut-out to adjacent communal metering location. | N/A | N/A | N/A |
| | Installation of rising mains and laterals excluding civils and containment work | 1 | £333 | £1,563 |
| | Excavation and backfill of joint hole | 1 | £351 | £2,460 |
| | Additional metres of three phase service cable | m | £15 | £33 |

Note 1: Reinstatement costs for cobbles, granite setts, large flag stones etc. will be higher and will be reflected in the Connection Charge.

F4 Unmetered Supplies

- 7.40 Our charges associated with construction activities in respect of unmetered supplies.
- 7.41 Charges below cover both the Contestable and Non-Contestable Work, however these will be identified separately on your Connection Offer/POC Offer. . Note that your Connection Offer will also include charges for Assessment and Design as outlined in paragraph 7.15 and may include other charges.
- 7.42 The charges in the table below are inclusive of liaison with highway authorities, sending street works notices and signing, lighting and guarding. These charges exclude traffic management costs e.g. temporary traffic lights, road closures, etc. and Traffic Management Act costs. Where these additional costs are relevant, these will be included in your connection charge.
- 7.43 These charges exclude charges for any easement, wayleave or land transfers that are required and these are detailed in Table I Land Rights.

| Activity | Description | Unit | Min | Max |
|--------------------|---|------------------------|--------|--------|
| Unmetered Supplies | New connection up to 5 metres excluding excavation and reinstatement | 1 | £371 | £634 |
| | Disconnection excluding excavation and reinstatement | 1 | £143 | £281 |
| | Transfer or reconnection up to 5 metres excluding excavation and reinstatement | 1 | £371 | £780 |
| | Additional metres of services cable excluding excavation and reinstatement | m | £14 | £14 |
| Unmetered Supplies | New connection up to 5 metres on same side of road including excavation and reinstatement | 1 | £758 | £3,534 |
| | New connection up to 10 metres on other side of road including excavation and reinstatement | 1 | £2,955 | £5,206 |
| | Disconnection including excavation and reinstatement | 1 | £494 | £2,338 |
| | Transfer or reconnection up to 5 metres including excavation and reinstatement | 1 | £726 | £3,830 |
| | Additional metres of services cable including excavation and reinstatement | m | £38 | £234 |
| Unmetered Supplies | Rent-a-Jointer team (excluding materials) | day | £1,030 | £2,161 |
| Unmetered Supplies | Administrative charge for ICP work | per adoption agreement | £0 | £250 |

Note 1: These charges exclude special reinstatement requirements for example cobbles, granite setts, large flag stones etc.

F5 Mains Cables

- 7.44 Our charges associated with cables are set out in the table below.
- 7.45 Charges below cover both the Contestable and Non-Contestable Work, however these will be identified separately on your Connection Offer/POC Offer. Note that your Connection Offer will also include charges for Assessment and Design as outlined in paragraph 7.15 and may include other charges.
- 7.46 The charges in the table below are inclusive of liaison with highway authorities, sending street works notices and signing, lighting and guarding. These charges exclude traffic management costs e.g. temporary traffic lights, road closures, etc. and Traffic Management Act costs. Where these additional costs are relevant, these will be included in your connection charge.
- 7.47 These charges exclude charges for any easement, wayleave or land transfers that are required and these are detailed in Table I Land Rights.
- 7.48 Where the cable charges are associated with the connection there will be an additional charge for the Final Connection to our existing Distribution System and these charges are identified in 7.61.

| Activity | Description | Unit | Min | Max |
|---|--|------|--------|--------|
| Extension of LV mains cable of 95mm ² or less | Lay 10m cable or less including jointing onto existing main in prepared trench or pulling through duct installed by others. All backfill and reinstatement by others | 1 | £941 | £2,091 |
| | Additional metres of mains cable | m | £19 | £41 |
| | Lay 10m cable or less in typical* footpath or carriageway, including excavation and reinstate to match the existing surface | 1 | £2,508 | £6,365 |
| | Additional metres of mains cable | m | £251 | £637 |
| | Lay 10m cable or less in unmade ground, including excavation and reinstate to match the existing surface | 1 | £942 | £1,595 |
| | Additional metres of mains cable | 1m | £94 | £159 |
| Extension of LV mains cable of between 95mm ² and 185mm ² | Lay 10m cable or less in prepared trench or pulling through duct installed by others. All backfill and reinstatement by others including jointing onto existing main | 1 | £1,115 | £2,221 |
| | Additional metres of mains cable | m | £36 | £54 |
| | Lay 10m cable or less in typical* footpath or carriageway, including excavation and reinstate to match the existing surface | 1 | £2,682 | £6,496 |
| | Additional metres of mains cable | m | £275 | £658 |
| | Lay 10m cable or less in unmade ground, including excavation and reinstate to match the existing surface | 1 | £1,116 | £1,725 |
| | Additional metres of mains cable | m | £112 | £173 |

| Activity | Description | Unit | Min | Max |
|--|--|------|---------|---------|
| Extension of LV mains cable of greater than 185mm ² | Lay 10m cable or less in prepared trench or pulling through duct installed by others. All backfill and reinstatement by others including jointing onto existing main | 1 | £1,188 | £2,308 |
| | Additional metres of mains cable | m | £43 | £62 |
| | Lay 10m cable or less in typical* footpath or carriageway, including excavation and reinstate to match the existing surface | 1 | £2,755 | £6,583 |
| | Additional metres of mains cable | m | £275 | £658 |
| | Lay 10m cable or less in unmade ground, including excavation and reinstate to match the existing surface | 1 | £1,189 | £1,812 |
| | Additional metres of mains cable | m | £119 | £181 |
| Extension of HV mains cable | Lay 20m cable or less in prepared trench or pulling through duct installed by others. All backfill and reinstatement by others including jointing onto existing main | 1 | £2,725 | £3,898 |
| | Additional metres of mains cable | m | £35 | £71 |
| | Lay 20m cable or less in typical* footpath or carriageway, including excavation and reinstate to match the existing surface | 1 | £5,800 | £13,224 |
| | Additional metres of mains cable | m | £291 | £661 |
| | Lay 20m cable or less in unmade ground, including excavation and reinstate to match the existing surface | 1 | £2,813 | £3,799 |
| | Additional metres of mains cable | m | £141 | £190 |
| Extension of 33kV mains cable | Lay 30m cable or less in prepared trench or pulling through duct installed by others. All backfill and reinstatement by others including jointing onto existing main | 1 | £2,445 | £28,625 |
| | Additional metres of mains cable | m | £68 | £252 |
| | Lay 30m cable or less in typical* footpath or carriageway, including excavation and reinstate to match the existing surface | 1 | £12,571 | £46,409 |
| | Additional metres of mains cable | m | £419 | £1,024 |
| | Lay 30m cable or less in unmade ground, including excavation and reinstate to match the existing surface | 1 | £6,351 | £43,535 |
| | Additional metres of mains cable | m | £212 | £1,024 |
| Extension of 66kV mains cable | Lay 30m cable or less in prepared trench or pulling through duct installed by others. All backfill and reinstatement by others including jointing onto existing main | 1 | £32,530 | £38,398 |
| | Additional metres of mains cable | m | £281 | £434 |
| | Lay 30m cable or less in typical* footpath or carriageway, including excavation and reinstate to match the existing surface | 1 | £50,925 | £63,875 |
| | Additional metres of mains cable | m | £1,405 | £2,300 |

| Activity | Description | Unit | Min | Max |
|--------------------------------|--|------|---------|----------|
| | Lay 30m cable or less in unmade ground, including excavation and reinstate to match the existing surface | 1 | £43,654 | £46,808 |
| | Additional metres of mains cable | m | £607 | £959 |
| Extension of 132kV mains cable | Lay 40m cable or less in prepared trench or pulling through duct installed by others. All backfill and reinstatement by others including jointing onto existing main | 1 | £35,243 | £145,956 |
| | Additional metres of mains cable | m | £428 | £29,607 |
| | Lay 40m cable or less in typical* footpath or carriageway, including excavation and reinstate to match the existing surface | 1 | £57,334 | £189,158 |
| | Additional metres of mains cable | m | £1,405 | £31,247 |
| | Lay 40m cable or less in unmade ground, including excavation and reinstate to match the existing surface | 1 | £48,472 | £166,142 |
| | Additional metres of mains cable | m | £715 | £30,671 |

Note 1: These charges exclude special reinstatement requirements for example cobbles, granite setts, large flag stones etc

F6 Overhead Lines

- 7.49 Our charges associated with overhead lines are set out in the table below.
- 7.50 Charges below cover both the Contestable and Non-Contestable Work, however these will be identified separately on your Connection Offer/POC Offer. Note that your Connection Offer will also include charges for Assessment and Design as outlined in paragraph 7.15 and may include other charges.
- 7.51 The charges in the table below are inclusive of liaison with highway authorities, sending street works notices and signing, lighting and guarding. These charges exclude traffic management costs e.g. temporary traffic lights, road closures, etc. and Traffic Management Act costs. Where these additional costs are relevant, these will be included in your connection charge.
- 7.52 These charges exclude charges for any easement, wayleave or land transfers that are required and these are detailed in Table I Land Rights.
- 7.53 Where the overhead line charges are associated with the connection there will be an additional charge for the Final Connection to our existing Distribution System and these charges are identified in 7.61.

| Activity | Description | Unit | Min | Max |
|-----------------------------------|---|------|----------|------------|
| Extension of LV overhead lines | Erect a single span LV overhead line including termination pole (typical span length 45 m) | 1 | £5,008 | £9,245 |
| | Erect additional span LV overhead line (typical span length 45 m) | 1 | £3,094 | £11,552 |
| Extension of HV overhead lines | Erect a single span HV overhead line including termination pole (typical span length 60 m) | 1 | £4,131 | £11,552 |
| | Erect additional span HV overhead line (typical span length 60 m) | 1 | £2,791 | £9,883 |
| Extension of 33kV overhead lines | Erect a single span 33kV overhead line including termination pole (typical span length 70 m) | 1 | £1,804 | £13,266 |
| | Erect additional span 33kV overhead line (typical span length 70 m) | 1 | £2,885 | £11,541 |
| Extension of 66kV overhead lines | Erect a single span 66kV overhead line including termination pole (typical span length 70 m) | 1 | £391,572 | £541,368 |
| | Erect additional span 66kV overhead line (typical span length 70 m) | 1 | £190,092 | £382,812 |
| Extension of 132kV overhead lines | Erect a single span 132kV overhead line including termination pole (typical span length 90 m) | 1 | £652,620 | £1,778,280 |
| | Erect additional span 132kV overhead line (typical span length 90 m) | 1 | £300,213 | £645,320 |

F7 Substations

- 7.54 Our charges associated with substations are set out in the table below.
- 7.55 Charges below cover both the Contestable and Non-Contestable Work, however these will be identified separately on your Connection Offer/POC Offer. Note that your Connection Offer will also include charges for Assessment and Design as outlined in paragraph 7.15 and may include other charges.
- 7.56 The charges in the table below are inclusive of liaison with highway authorities, sending street works notices and signing, lighting and guarding. These charges exclude traffic management costs e.g. temporary traffic lights, road closures, etc. Where these additional costs are relevant, these will be included in your connection charge.
- 7.57 These charges exclude charges for any easement, wayleave or land transfers that are required and these are detailed in Table I Land Rights.

| Activity | Description | Unit | Min | Max |
|---|---|------|----------|----------|
| HV/LV substation up to 200kVA | Install pole mounted transformer up to 100kVA including pole & stays | 1 | £11,181 | £22,268 |
| | Install pole mounted transformer greater than 100kVA including pole & stays | 1 | £19,079 | £23,258 |
| | Install a pad mounted transformer up to 200kVA | 1 | £19,781 | £41,863 |
| | Transformer change | 1 | £4,353 | £41,863 |
| HV/LV substation greater than 200kVA | Install ground mounted transformer up to and including 315kVA including RMU and LV fuse board or circuit breaker | 1 | N/A | N/A |
| | Install ground mounted transformer greater than 315kVA and up to and including 500kVA including RMU and LV fuse board/ cabinet or circuit breaker | 1 | £44,968 | £58,467 |
| | Install ground mounted transformer greater than 500kVA and up to and including 800kVA including RMU and LV fuse board/ cabinet or circuit breaker | 1 | £40,804 | £62,263 |
| | Install ground mounted transformer greater than 800kVA and up to 1000kVA including RMU and LV fuse board/cabinet or circuit breaker | 1 | £40,898 | £61,152 |
| | Install ground mounted transformer greater than 1000kVA including RMU and LV fuse board/ cabinet or circuit breaker | 1 | £51,420 | £71,611 |
| | Transformer change | 1 | £30,960 | £55,240 |
| | Add an additional HV circuit breaker | 1 | £183,282 | £858,329 |
| HV only substation (customer owned HV/LV transformer) | Install an internal HV switchgear (e.g. RMU) and metered circuit breaker | 1 | £16,115 | £46,406 |

| Activity | Description | Unit | Min | Max |
|---------------------------|--|------|-------------|-------------|
| | Install an external HV switchgear (e.g. RMU) and metered circuit breaker | 1 | £16,115 | £39,844 |
| EHV/HV primary substation | New indoor single transformer substation | 1 | £9,960,253 | £10,384,629 |
| | New indoor double transformer substation | 1 | £10,899,315 | £11,549,455 |
| | New outdoor single transformer substation | 1 | £10,385,444 | £10,788,769 |
| | New outdoor double transformer substation | 1 | £11,583,751 | £11,987,076 |
| | Add an additional transformer at existing indoor substation | 1 | £8,622,770 | £9,781,268 |
| | Add an additional transformer at existing outdoor substation | 1 | £8,659,898 | £9,818,396 |
| | Change transformer | 1 | £407,235 | £3,630,457 |
| | Change HV switchgear | 1 | £194,285 | £13,534,897 |
| | Add an additional EHV circuit breaker | 1 | £424,500 | £633,310 |
| 132kV/EHV substation | New indoor single transformer substation | 1 | £3,603,414 | £4,152,965 |
| | New indoor double transformer substation | 1 | £4,965,536 | £5,397,488 |
| | New outdoor single transformer substation | 1 | £4,189,777 | £4,081,532 |
| | New outdoor double transformer substation | 1 | £7,136,261 | £7,304,374 |
| | Add an additional transformer at existing indoor substation | 1 | £1,496,956 | £1,879,996 |
| | Add an additional transformer at existing outdoor substation | 1 | £1,911,412 | £2,008,502 |
| | Change transformer | 1 | £371,286 | £1,791,454 |
| | Change EHV switchgear | 1 | £494,397 | £1,652,556 |
| | Add an additional 132kV circuit breaker | 1 | £1,625,592 | £2,182,605 |

G CIC Final Works and Phased Energisation

- 7.58 The charges set out in the table below set out the final connections to our network.
- 7.59 Charges below cover Non-Contestable Work or where we are asked to under-take live jointing on Contestable Assets, and will be identified separately on your Connection Offer. Note that your Connection Offer will also include charges for Assessment and Design as outlined in paragraph 7.15 and may include other charges.
- 7.60 These charges exclude charges for any easement, wayleaves or land transfers that are required and these are detailed in Table I Land Rights.
- 7.61 The charges below are exclusive of all cable laying or substation installation costs and all joint hole excavation and reinstatement. These will have been covered by separate charges or have been carried out by your ICP.

| Activity | Description | Unit | Min | Max |
|-----------------------|---|------|-----------------------|-----------------------|
| Service Connections | Low voltage service joint to all sizes of low voltage main inclusive of service polarity and earth loop impedance test at the service position | 1 | £243 | £326 |
| LV Mains Energisation | Low voltage mains Energisation of all sizes by a mains joint to an existing cable of any size | 1 | £169 | £189 |
| | Low voltage bottle end to mains cable, any size | 1 | £85 | £99 |
| | Low voltage mains Energisation of all sizes by terminating to an existing piece of low voltage switchgear, including all associated operating costs | 1 | £147 | £894 |
| | Low voltage mains Energisation of all sizes by connection to an overhead line | 1 | £250 | £290 |
| HV Mains Energisation | High voltage cable Energisation of all sizes by a joint to an existing cable of any size including all associated operational costs | 1 | £1,253 | £1,847 |
| | High voltage cable Energisation of all sizes by connection to an existing overhead line including all associated operational costs | 1 | £1,616 | £1,829 |
| | High voltage cable Energisation of all sizes by termination to an existing piece of switchgear including all associated operational costs | 1 | £928 | £13,523 |
| Operational Work | LV operational work including for identification of cables requiring LV operations only | 1 | Individually assessed | Individually assessed |
| | LV commissioning work including switching to commission LV assets installed by ICPs | 1 | Individually assessed | Individually assessed |
| | HV operational work including for identification of cables requiring HV operations | 1 | Individually assessed | Individually assessed |

| Activity | Description | Unit | Min | Max |
|-----------------------|---|------|-----------------------|-----------------------|
| | HV commissioning work including all operational work required to isolate network and commission HV assets installed and jointed by ICPs | 1 | Individually assessed | Individually assessed |
| Administrative charge | Administrative charge for ICP work | N/A | N/A | N/A |

H CIC Inspection and Monitoring of the Contestable Works

7.62 Our charges associated with site visits to Inspect and Monitor the construction of the Extension Asset by ICPs are set out in the Table below. The frequency of inspection is set out in Section 6.

| Category | Unit | Charge |
|-------------------|----------------|--------|
| LV Network | per site visit | £84 |
| HV Network | per site visit | £84 |
| EHV Network | per site visit | £105 |
| 132kV Network | per site visit | N/A |
| HV/LV Substation | per site visit | £84 |
| EHV/HV Substation | per site visit | £105 |
| HV/LV Civils | per site visit | £84 |
| EHV/HV Civils | per site visit | £105 |

I Land Rights

- 7.63 Our charges associated with Land Rights are set out in the Table below. These charges exclude the cost of any compensation payable to third parties.
- 7.64 Where your ICP chooses to negotiate Land Rights on our behalf the charges shown below will be reduced to cover our cost to process the documentation for forwarding to our solicitors.

| Category | Charge | |
|---|-----------------------|-----------------------|
| | Min | Max |
| Residential development substation site from developer (including easements from developer) | £450 | Individually assessed |
| Commercial/industrial development substation site from developer (including easements from developer) | £450 | Individually assessed |
| Residential/commercial/industrial development substation site from third party owner(s) (including easements from same third party owner(s)) | £450 | Individually assessed |
| Wayleave(s)/easement(s) only on a residential site from Developer | £450 | Individually assessed |
| Wayleave(s)/easement(s) only on a commercial/Industrial site from Developer | £450 | Individually assessed |
| Wayleave(s)/easement(s) from third party owner(s) | £450 | Individually assessed |
| Acquisition of Consents specifically associated with overhead lines e.g. Section 37 of the Electricity Act approval to erect overhead lines etc | £500 + consents | Individually assessed |
| Survey associated with overhead lines e.g. determination of pole positions, tree clearance etc. | £560 / km | Individually assessed |
| Route marking prior to construction e.g. pegging of overhead line route and pole positions etc. | £150 / km | Individually assessed |
| Acquisition of specific Environmental Consents e.g. Conservation Area, Listed Buildings etc. | Individually assessed | Individually assessed |
| Negotiations with individuals or organisations concerning nationally recommended compensation payments e.g. crop loss or land damage. This excludes any third party commercial compensation payment charges which will have to be negotiated separately by the Customer or their Agent. | Individually assessed | Individually assessed |
| Traffic Management Act Costs e.g. permits, lane rental | £500 + consents | Individually assessed |

J Other

7.65 Our miscellaneous charges associated with the provision of the connection are set out in the Table below.

| Category | Charge |
|--|-----------------------|
| Negotiation of special terms | Individually assessed |
| Meetings not covered by other charges | Individually assessed |
| Abortive Visit | Individually assessed |
| Planning approval | £300 minimum |
| Traffic management costs e.g. temporary traffic lights, road closures, etc | Individually assessed |

7.66 The Operation and Maintenance Percentage referred to in **Error! Reference source not found.** is given in Section 6.

Section 8 – Glossary of Terms

| | |
|---|--|
| Act | the Electricity Act 1989 (as amended). |
| Adoption Agreement | is defined in paragraph 1.15. |
| Bilateral Connection Agreement | an agreement between us and another LDNO setting out the terms and conditions under which an embedded network shall be entitled to be and remain connected to the Distribution System. |
| Business Day | any day other than a Saturday, a Sunday, Christmas Day, Good Friday or a day which is a bank holiday within the meaning of the Banking and Financial Dealings Act 1971 and will be from 9:00am to 5:00pm (GMT or BST as applicable). |
| CIC Charges | are the charges detailed in parts D, E, G, H, I, and J of Section [7] of this document. |
| Connection Agreement | is defined in paragraphs 1.16 and 1.17. |
| Connection Charge | the payment to be made by the applicant to us for the provision of the connection. |
| Curtailed Connection | means a connection whereby the Required Capacity can be restricted by the Company in accordance with DCUSA Schedule 2D. |
| CUSC | the Connection and Use of System Code which constitutes the contractual framework for connection to, and use of, the GB Transmission System. |
| Customer | the person requesting the connection. |
| DCUSA | the Distribution Connection and Use of System Agreement designated as such by the Authority under condition 22 of the Licence. |
| Dedicated Scheme | is defined in paragraph 5.40. |
| De-energise | to deliberately prevent the flow of electricity to or from an Exit/ Entry Point for any purpose other than a system outage on our Distribution System (and cognate expressions shall be construed accordingly). |
| Demand Connection | a connection which is not a Generation Connection. |
| Development Phase | the five year period, unless otherwise agreed with us, commencing on the date of Energisation of an embedded network during which period the development is to be constructed. |
| Disconnect | means to permanently De-energise an Exit/ Entry Point by the removal of all or part of our equipment (and cognate expressions shall be construed accordingly). |
| Distributed Generation Connections Guide | the guide produced by us as required by our Licence which provides guidance on the connection process for distributed generation. |
| Distribution Code | is defined in paragraph 1.18. |
| Distribution System | the system (as defined in the Licence) consisting (wholly or mainly) of electric lines owned or operated by us and used for the distribution of electricity. |
| ECCR | the Electricity (Connection Charges) Regulations 2017 (SI 2017/106) as amended from time to time. |
| ECCR Prescribed Period | the relevant period from the date on which a connection is made as prescribed by the ECCR, being ten years, for connections made on or after 6 April 2017. |

| | |
|---|---|
| EHV | more than 22kV but not more than 72kV. |
| Electric Lines | means any line which is used for carrying electricity to or from an Exit/ Entry Point and includes, unless the context otherwise requires: any support for such line, that is to say, any structure, pole or other thing in, on, by or from which any such line is or may be supported, carried or suspended; any apparatus connected to such line for the purpose of carrying electricity; and any wire, cable, tube, pipe or other similar thing (including its casing or coating) which surrounds or supports, or is surrounded or supported by, or is installed in close proximity to, or is supported, carried or suspended in association with, any such line. |
| Electric Plant | means any plant, equipment, apparatus or appliance used for or for purposes connected with the distribution of electricity (including any metering equipment) other than an Electric Line. |
| Electricity Storage | is the conversion of electrical energy into a form of energy which can be stored, the storing of that energy, and the subsequent reconversion of that energy back into electrical energy. |
| Electricity Generation | is the process of generating electricity. |
| Energise | to deliberately allow the flow of electricity to or from an Exit/ Entry Point where such a flow of electricity has never previously existed (and cognate expressions shall be construed accordingly). |
| Enhanced Scheme | is defined in paragraph 5.4. |
| Entry/ Exit Point | a point at which electricity, whether metered or unmetered, enter or exit our Distribution System. |
| ESO Licence | means a licence granted or treated as granted under section 6(1)(da) of the Act. |
| Existing Capacity | is defined in paragraph 5.29. |
| Extension Assets | are assets installed to connect a party or parties to the existing distribution network but which exclude Reinforcement assets. |
| Fault Level | the maximum prospective current or power that will flow into a short circuit at a point on the network, usually expressed in MVA or kA. |
| Fault Level Contribution from Connection | is defined in paragraph 5.29. |
| Flexible Connections | are connection arrangements whereby a Customer's export or import of electricity is managed (often through real-time control) based upon contracted and agreed principles of available capacity. Flexible Connections typically allow quicker and cheaper connection to the Distribution System but are made on the basis that there is no limit on the extent to which a user's access can be interrupted. |
| Full Planning Permission | an approval in writing by the relevant planning authority of all of the details of a proposed development such that the proposed development may proceed in accordance with that approval. |
| GB Transmission System | the system consisting (wholly or mainly) of high voltage electric wires owned or operated by transmission licensees and/or the ISOP as the holder of the ESO Licence within Great Britain. |
| Generation Connection | means a connection to a Premises where the primary purpose of the Premises is wholly or mainly Electricity Generation and/or Electricity Storage. In determining such primary purpose we will consider: |

| | |
|--|---|
| | <p>if the Maximum Capacity of the connection of the Premises to the Distribution System for export is greater than the Maximum Capacity for import;</p> <p>if the Premises has a Generation Licence;</p> <p>if the Premises has a Generation Licence Exemption; and/or</p> <p>any other information we consider relevant.</p> |
| Generation Licence | means the owner or occupier of the Premises holds a licence to carry out the activity specified in section 4(1)(a) of the Act. |
| Generation Licence Exemption | means the owner or occupier of the Premises has an exemption from holding a Generation Licence, including under the Electricity (Class Exemptions from the Requirement for a Licence) Order 2001. |
| Guaranteed Standards of Performance | the standards of service set out in the Electricity (Standards of Performance) Regulations 2015 (as amended from time to time). |
| High-Cost Project Threshold | is defined in paragraph 5.16. |
| HV | more than 1kV but not more than 22kV |
| Independent Connections Provider (ICP) | a person with sufficient accreditation to carry out all or part of the Contestable Work. |
| Interruptions Incentive Scheme | the scheme which provides incentives on us to deliver a good level of performance in respect of customer interruptions and customer minutes lost. |
| ISOP | means the Independent System Operator and Planner as designated by Secretary of State under section 162 of the Energy Act 2023 as the holder of the ESO Licence. |
| Land Rights | all such rights in, under or over Land as are necessary for the construction, installation, operation, repair, maintenance, renewal or use of the Contestable Work or Non-Contestable Work. |
| Licensed Distribution Network Operator (LDNO) | the holder of a Licence to distribute electricity. |
| LV | not more than 1kV. |
| Maximum Capacity | means in relation to any connection the maximum amount of electricity, as agreed with us and expressed in kW or kVA, that can be imported from or exported onto our Distribution System. |
| Meter Point Administration Number (MPAN) | is a 21 digit reference to uniquely identify Exit/ Entry Point, such as individual domestic residences. |
| Minimum Scheme | is defined in paragraphs 5 to 5.7. |
| New Fault Level Capacity | is defined in paragraph 5.29. |
| New Network Capacity | is defined in paragraph 5.29. |
| Non-Curtailable Connection | means a connection which is not a Curtailable Connection. |
| Outline Planning Permission | a decision in writing by the relevant planning authority on the general principles of how a site can be developed, which is subject to subsequent approval of one or more reserved matters. |
| Point of Connection (POC) | is the point (or points) of physical connection to our existing Distribution System. |
| Premises | means any land, building or structure. |
| Reinforcement | is defined in paragraphs 5.17 to 5.27. |
| Relevant Section of Network | is defined in paragraph 5.29. |
| Rent-a-Jointer Services | the service relating to hiring of resource from us to facilitate the provision of unmetered connections. |
| Required Capacity | is defined in paragraph 5.29. |
| Scheme | our network design to provide the connection. |
| Speculative Developments | is defined in paragraph 5.48. |
| Supplier | a person who holds a Supply Licence. |

| | |
|------------------------------|--|
| Supply Licence | a licence granted under section 6(1)(d) of the Act. |
| Supply Number | a unique identifier of those Entry/ Exit Points on the Distribution System which are used for the purposes of either taking a supply of electricity or for the connection of a distributed generator, and which forms the basis of the metering point record on the Company's registration system. |
| Temporary Connections | is defined in paragraph 5.24. |
| Validity Period | the period for which a connection Offer or POC Offer is open for acceptance. |
| Voltage of Connection | is the voltage at the POC between the existing distribution network and the assets used to provide the connection. For clarity, this is not necessarily the voltage of supply to the Customer. |
| Voltage Level | is the voltage at the transforming point between two points on the Distribution System that is directly associated with the Customer's connection. The higher voltage is one Voltage Level above the Voltage Level of the POC. |
| Wide Area Scheme | is defined in paragraph 5.40. |
| Working Day | any day other than a Saturday, a Sunday, Christmas Day, Good Friday or a day which is a bank holiday within the meaning of the Banking and Financial Dealings Act 1971. |