

SSEN Distribution

DSO PERFORMANCE REPORT

April 2026









Scottish & Southern
Electricity Networks

DSO Powering Change






DSO Performance Report

 New for 2026

2025 - 2026

		 Performance Indicator	Q1	Q2	Q3	Q4
 Forecasting and planning future needs	The number of projects in LENZA	Y	254	280	304	336
	Number of Strategic Development Plans Published		9	15	37	37
	Number of DNOA outcomes independently assured		30	30	36	48
	Engagements held supporting industrial and commercial customers	Y	-	11	25	63
 Developing an inclusive market	Flexibility Services capacity procured in ED2 (in MW)		886.2	915.7	934.5	944.8
	MW of Connections Accelerated using Access Products (in MW)		572.71	669.79	680	735.0
 Delivering network flexibility at scale	Number of Near-real time and half-hourly data points routinely published or shared		110,001	112,174	113,787	114,551
	Risk of conflicts assessed	Y	164	369	574	738
	Outage curtailment instructions	Y	-	-	505	489
 Data and Insights	% of requests meeting our new 20 day SLA	Y	-	-	-	-
	Number of data discovery workshops, events and engagements		3	9	15	18
	% data sets published with additional insights (i.e. methodologies, guidance)		88.0%	88.0%	88.00%	90.0%
 Transparency and Coordination	% DSO Advisory Board Feedback actioned		81%	74%	77%	86%
	Performance Panel Assessment Score (reported annually)		-	7.81	-	-
	Stakeholder Satisfaction Survey Score (reported annually)		-	8.53	-	-

Explainer

	Performance Indicator	NEW	Explainer
 Forecasting and planning future needs	The number of projects in LENZA	Y	This is the number of individual projects created by users on our Local Energy Net Zero Accelerator platform, supported by our Net Zero Engagement Specialists.
	Number of Strategic Development Plans Published		This is the cumulative number of Strategic Development Plans published on the SSEN website, measured on the last day of the preceding month.
	Number of Distribution Network Option Assessment (DNOA) outcomes independently assured		Number of Distribution Network Option Assessment (DNOW) Outcomes independently assured.
	Engagements held supporting industrial and commercial customers	Y	This is the number of sessions we've held with our industrial and commercial stakeholders; individuals and in consortiums to support their decarbonisation.
 Developing an inclusive market	Flexibility Services capacity procured in ED2 (in MW)		This is the total value of Flexibility Services Capacity Contracted in ED2 (in MW), measured at the last day of the preceding month.
	MW of Connections Accelerated using Access Products (in MW)		This is the total capacity connection offers accepted which use Access Products to accelerate connections, measured at the last day of the preceding month. This is inclusive of offers which include temporary curtailment obligations, timed access of which use ANM technology and excludes connections G100 or other permanent limitation.
 Delivering network flexibility at scale	Number of Near-real time and half-hourly data points routinely published or shared		This is the total number of SCADA points published in near real-time through our NeRDA platform and the number of LV feeder aggregate smart meter profiles published daily on our data portal, as measured at the last day of the preceding month.
	Risk of conflicts assessed	Y	This is the total number of conflicts assessed between NESO and SSEN, shared using the Risk of Conflict Report.
	Outage curtailment instructions	Y	These are the outage curtailment instructions issued to our Active Network Management (ANM) customers to avoid overload on the network.
 Data and Insights	% of requests meeting our new 20 day SLA	Y	This is the percentage of data portal user requests were met within our 20 day SLA.
	Number of data discovery workshops, events and engagements		This is the cumulative number of data discovery workshops, events and engagements as recorded in our stakeholder engagement systems, measured at the last day of the preceding month.
	% data sets published with additional insights (i.e. methodologies, guidance)		This is the total percentage of data sets published on our data portal which include additional insight beyond the requirements of Data Best Practice, measured on the last day of the preceding month.
 Transparency and Coordination	% DSO Advisory Board Feedback actioned		This is the percentage of feedback (including, Actions, Supplementary Questions and Recommendations) from the SSEN DSO Advisory Board which are in progress or resolved, weighted capture the level of progress, as measured on the last day of the preceding month.

CONTACT



Email
stakeholder.engagement@sse.com

FOLLOW US



Website
[ssen.co.uk](https://www.ssen.co.uk)



Bluesky
[@ssencommunity](https://bsky.app/profile/ssencommunity)




Facebook
[/ssencommunity](https://www.facebook.com/ssencommunity)



LinkedIn
[/ssencommunity](https://www.linkedin.com/company/ssencommunity)

Scottish and Southern Electricity Networks is a trading name of: Scottish and Southern Energy Power Distribution Limited Registered in Scotland No. SC213459; Scottish Hydro Electric Transmission plc Registered in Scotland No. SC213461; Scottish Hydro Electric Power Distribution plc Registered in Scotland No. SC213460; (all having their Registered Offices at Inveralmond House 200 Dunkeld Road Perth PH1 3AQ); and Southern Electric Power Distribution plc Registered in England & Wales No. 04094290 having their Registered Office at No.1 Forbury Place 43 Forbury Road Reading RG1 3JH which are members of the SSE Group

STAY IN THE LOOP



Sign up for our
DSO newsletter



Scottish & Southern
Electricity Networks

DSO Powering Change