

SEPD NETWORK DEVELOPMENT REPORT

Final Publication May 2026





CONTENTS

Introduction	3
Network Development Report (NDR) overview	4
How to read this report	5
Getting in Touch	8
Part 1: Flexibility Service Solutions	9
2026/27 Short-term Requirements	9
2026/27 Long Term Requirements	11
Part 2: SEPD Interventions	13
Reference Map: Network Symbology	15
Amersham	16
Axminster	18
Botley Wood	21
Bramley (Ames-That)	26
Bramley (Basingstoke)	30
Bramley (Fleet)	34
Chickerell	47
Cowley	50
Ealing	58
East Claydon	61
Iver 132kV	64
Iver 66kV	68
Laleham	71
Lovedean	74
Mannington	84
Melksham	94
Minety	100
North Hyde	106
Nursling	110
Willesden	119
Appendix A: Summary of Associated DNOA Outcomes	124



INTRODUCTION

This is Scottish and Southern Electricity Networks – Distribution’s (SSEN-D) 2026 Network Development Report (NDR) of the SEPD licence area.

In advance of publishing the 2026 Network Development Plan, SSEN conducted a formal consultation on the draft NDP document suite comprised of the Methodology & Assumptions document, the Network Development Reports and the Network Scenario Headroom Report. The consultation was open for 28 days and closed on 27th April. No formal written responses were received. However, SSEN hosted a webinar on 14th April 2026, attended by a range of stakeholders including local authorities, developers, flexibility providers and industry participants. Questions raised during the session were addressed directly. Given the absence of formal responses, no material changes to the Network Development Report were required as a result of the consultation process.

Project timescales, capacity data and forecast completion dates presented in this final report reflect the latest network analysis and project development. Part two of the report details interventions signposted in SSEN’s published Strategic Development Plans and have been updated with the Long-Term Development Statement (LTDS) published in earlier in Spring 2026. This includes substantially more information on network capacities drawn from the LTDS.

The NDR is part of a suite of information that sets out our longer-term Network Development Plans for our Distribution networks. It gives users access to information pertaining to our network plans for the next ten years in relation to our 11kV networks and above, allowing all interested parties to better assess and identify the future opportunities to use and engage with us and the network. Specifically, it includes:

- a) A description of those parts of the Distribution Network Operator’s (DNO’s) network that are most suited to new connections and distribution of further quantities of electricity;
- b) A description of those parts of the licensee’s Distribution System where reinforcement may be required in order to connect new capacity and new loads, including to facilitate the deployment of Electric Vehicle Recharging Points;
- c) Information that supports the secure and efficient operation, coordination, development and interoperability of the interconnected system; and
- d) Flexibility or Energy Efficiency Services that the DNO reasonably expects to need as an alternative to reinforcement.

This Report and our wider Network Development Plan (NDP) build on existing publications¹, including our Long-Term Development Statements and Flexibility Services publications, which provide information on our nearer-

¹ See Figure 2 in NDP – Methodology and Assumptions for existing publications and corresponding time horizons.



term opportunities and our key focus areas as we continue to develop and improve our network to meet the changing needs and requirements of all stakeholders. These supporting documents can be found in the following links.

- a) [Long term development statements \(LTDS\) - SSEN](#)
- b) [Flexibility - SSEN](#)

To aid users of this report, we have worked with all DNOs across Great Britain to ensure consistency in reporting. SSEN-D, along with other DNOs and Transmission Operators (TOs) across Great Britain, is a member of the Energy Networks Association (ENA). Through the ENA's Open Networks project, we have worked collaboratively to develop a Form of Statement of Network Development Plans². As a result of this work, the NDP is split into three distinct reports, as illustrated in Figure 1; the red box highlights the part that this document – the Network Development Report – represents.

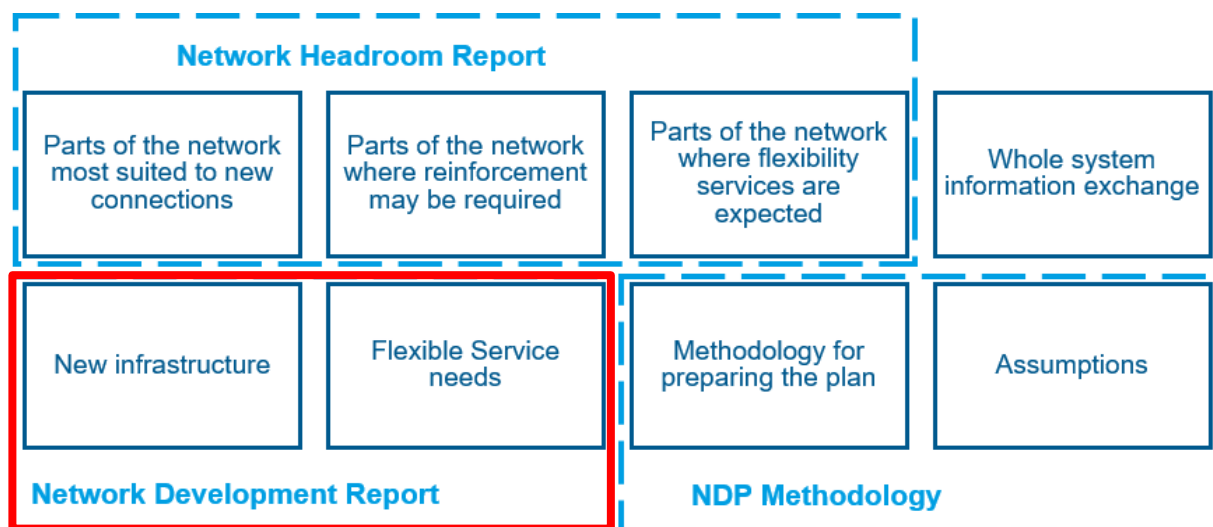


Figure 1: NDP Reporting Structure

Network Development Report (NDR) overview

The NDR provides a comprehensive view of our network, bringing together our plans for the current price control period (RIIO-ED2, which runs until March 2028) and initial programmes for subsequent years, up to 2036. It also references other key publications that set out the likely use and development of our network and the opportunities that this may present.

Using latest available Distribution Future Energy Scenarios (DFES) at the time of publication and accounting for the transitional Regional Energy Strategy Plans (tRESs), the NDR sets out our proposed investments and likely areas for service requirements going forward. Together with the NDP Methodology, it also sets out the wider

² [ENA NDP Form of Statement Template and Process \(22 Dec 2021\)](#)



information used to inform this report, which users of our network can call upon to inform their own plans and activities. Further, the information contained within this report informs our Network Scenario Headroom Report (NSHR), which indicates potential investment opportunities for flexible services and new connections at a granular level across our network and allows interested parties to clearly correlate proposed areas of investment with changes in network headroom capacity.

The NDR provides a list of high-level plans for network interventions and flexible service requirements:

- For the next five to ten years
- Location of the intervention
- Requirements for flexibility services or increasing existing asset capacity; and
- When the works are forecast for delivery

The reinforcement schemes identified in this Network Development Report, reflect the need to accommodate significant future growth in electricity demand, including the anticipated deployment of electric vehicle charging infrastructure across SSEN's license areas. Work at the primary network level – including 11kV feeder reinforcement, transformer reinforcement, transformer uprating and substation capacity extensions – serve to release network headroom, enabling new connections to proceed without constraint. By seeking to proactively invest in primary network capacity ahead of demand materialising, SSEN aims to support the accelerated uptake of EVs, heat pumps and other low carbon technologies, helping to reduce the reinforcement burden on the individual connection applicant where possible. The NDR is therefore intended to provide visibility to developers, local authorities and charge point operators regarding areas of existing or planned network capacity.

How to read this report

The NDR describes our forward programme of interventions required on our networks over the next five to ten years. This includes details of our proposed flexibility needs as well as network interventions. These decisions are derived from our network development process which is described in the accompanying NDP Methodology and Assumptions report as well as our latest Distribution Network Options Assessment (DNOA) methodology.

This section provides both guidance on the information pertaining to potential Flexibility Services and network interventions listed in the report. It also provides further context on our current suite of Flexibility Services.

We provide summary tables of forward-looking flexibility needs and network interventions in two parts attached to this report. These parts are:

- **Part 1: Flexibility Service Solutions** – Known flexibility opportunities as reported in our latest SLC 31E procurement statement.
- **Part 2: SEPD Interventions** – Interventions in SEPD for projects in initial development and detailed development and delivery (see below).

The project statuses mentioned above refer to the following:

- **Projects in initial development** – these are projects which are still at an early phase of development and yet to arrive at a DNOA outcome. As such there is still a possibility that the intervention may not be needed in its current form or at all. The use of flexibility may be a feasible outcome. These tend to be



longer term projects. Further updates on these projects and other developments at an even earlier stage will be updated through our periodic DNOA outcome releases.

- **Projects in detailed development and delivery** – these are projects that have progressed into more detailed development and delivery. They include projects required for both primary reinforcement and asset replacement purposes. Many of the referenced primary reinforcement projects will be those that have been through the DNOA process and have been assessed as needing network intervention. Some primary reinforcement projects on the list pre-date the DNOA process but will have been similarly assessed for flexibility needs.

Current Flexibility Services products

We align with the definition of flexibility service products as determined by the Market Facilitator’s product definition rule³. The four standard services are shown in Figure 2. Currently, we primarily procure Variable Availability + Operational Utilisation – week ahead response, Scheduled Availability + Operational Utilisation day-ahead, and Scheduled Utilisation for supporting the deferral of reinforcement. The payment terms for and definitions of these services are summarised in Figure 2. We also procure Operational Utilisation for post-fault services.

	Product	Description	Decision timescales	Payment
Flexibility service products	Peak Reduction	This product seeks a reduction in peak power utilised over time. This response can manage peaks in demand.	■ Utilisation Instruction: At Trade	Utilisation
	Scheduled Utilisation	In this product, the time that flexibility is delivered has been pre-agreed in advance with the provider.	■ Utilisation Instruction: At Trade	Utilisation
	Operational Utilisation	This product allows for the use case where the amount of flexibility delivered is agreed nearer to real time.	■ Utilisation Instruction: Real Time or Week Ahead	Utilisation
	Operational Utilisation + Scheduled Availability	This product procures, ahead of time, the ability of an FSP to deliver an agreed change following a network abnormality.	■ Availability Refinement: Not allowed ■ Utilisation Instruction: Real Time or Day Ahead	Availability + Utilisation
	Operational Utilisation + Variable Availability	This product allows for DNOs and the ESO to procure a level of contracted capacity, but then refine the requirements in terms of availability closer to the event.	■ Availability Refinement: Week Ahead or Month Ahead ■ Utilisation Instruction: Real Time or Day Ahead or Week Ahead	Availability + Utilisation

Figure 2: New Standard Flexibility Service Products⁴

³ FMR-PD - Product definitions - Exelon Digital BSC

⁴ SLC 31E Flexibility Services Procurement Statement, available in our [Flexibility Services Document Library](#)



We will continue to dispatch services procured under previous names and Table 1 shows how the previous services match to the new names. It should be noted the mapping is not exact. Some variables, such as when availability instructions are given, have been adjusted to align with the new definitions.

Previous Product Name	New Product Name	Variation
Sustain	Scheduled Utilisation	
Secure	Variable Availability + Operational Dispatch	Month Ahead
Dynamic	Variable Availability + Operational Dispatch	Week Ahead

Table 1: Aligning Flexible Services Products to ENA

Part 1 highlights where we are proposing to procure flexible services and the type of services required.



GETTING IN TOUCH

Although the NDP provides a view of the future in terms of our investments and potential network constraints, we would encourage any party using this information in their decision-making process to engage with us ahead of making an application to connect or offer flexible services.

Table 2 sets out the key e-mail addresses, phone numbers and websites that can support you with your decision making:

Type of Enquiry	DNO	Email	Telephone	Website
Flexible Services	SHEPD SEPD	flexibleServices@sse.com flexibilityprocurement@sse.com	N/A	Flexibility
Load Connections	SHEPD SEPD	connections@ssen.com	0800 0483516	New Supplies Existing Supplies
Generation Connections (>50kW)	SHEPD SEPD	mcc@sse.com	0345 0724319	Generation Connections
Generation Connections (<50kW)	SEPD	southmicrogen@sse.com	0345 0724319	Generation Connections Microgeneration connections - SSEN

Table 2: Contact details for different types of enquiries

Further, if you have any feedback on this NDR, or any aspect of the NDP, which we can use to improve future publications, we would like to hear from you. Please get in touch through the following address whole.system.distribution@sse.com. Please state "Network Development Plan Feedback" in the subject title.

PART 1: FLEXIBILITY SERVICE SOLUTIONS

This section provides information on the zones that have been identified for Flexibility procurement in 2026/27 for both EHV level and HV/LV requirements, which comprise smaller zones. The information includes the key information about the zone, as well as the peak capacity required (MW) and forecasted dispatch (MWh). We procure flexibility for both long-term tenders and short-term tenders. Typically, long-term tenders have a 3-year outlook for requirements whereas short-term requirements are within-year, usually as shortfall from the long-term requirements. Further information is provided through our SLC 31E Flexibility Services Statement, which is an annual statement published on our website every April that sets out our Flexibility Service requirements for the forthcoming year. This document and details of any upcoming flexibility requirements can be found on the SSEN Data Portal⁵.

To participate in the Bidding rounds listed in this section, flexibility services providers must first sign an Overarching Agreement. For more information on this, please refer to the website or email Flexibility Services team (see Table 2)⁶.

2026/27 Short-term Requirements

Our short-term requirements are procured for requirements that fall within-year. These are typically procured in month-ahead and week-ahead timeframes.

Table P1. 1: 2026/27 Short-Term EHV Requirements

Location	Licence Area	Voltage Level	Peak Capacity Required 2026/27(MW)	Dispatch Forecast 2026/27 (MWh)
Beaconsfield	SEPD	11kV	0.63	5.05
Harvard Lane	SEPD	11kV	1.0134	7.22
Springfield Road	SEPD	11kV	0.4728	2.53
Faringdon	SEPD	11kV	0.63	119.07
Oxford	SEPD	11kV	1.19	224.91
Stokenchurch	SEPD	11kV	0.56	105.84
Alesford	SEPD	11kV	1.67	315.63
Ashling Road	SEPD	11kV	1.23	232.47
Beaconsfield	SEPD	11kV	0.27	51.03
Faringdon	SEPD	11kV	0.1512	95.256

⁵ [Data Assets](#)

⁶ <https://www.ssen.co.uk/our-services/flexible-solutions/flexibility-services/>



Oxford	SEPD	11kV	0.2856	179.928
Stokenchurch	SEPD	11kV	0.1344	84.672
Alresford	SEPD	11kV	0.4008	252.504
Ashling Road	SEPD	11kV	0.2952	185.976
Beaconsfield	SEPD	11kV	0.0648	40.824

Table P1.2 2026/27 Short-term HV/LV requirements.

Licence Area	Voltage Level	Service	Peak Capacity Required (MW)	Dispatch Forecast (MWh)	Seasonal Requirement	Number of CMZs
SEPD	11kV	SU	0.67044	137.74	Winter	40
SEPD	11kV	SU	0.12579	18.17	Autumn/Spring	10



2026/27 Long Term Requirements

Our long-term markets cover requirements up to 3 years into the future. We procure flexibility at this long-term timeframe to ensure the capacity is released and stimulate market liquidity.

Table P1.3: 2026/27 Long-Term Bidding EHV Requirements

Location	Licence Area	Voltage Level	Service	Peak Capacity Required 2028-2030 (MW)	Dispatch Forecast 2028-2030 (MWh)
Birdham	SEPD	11kV	VAOU (WA)	0.927	5.69
Chalvey	SEPD	11kV	VAOU (WA)	1.706	19.74
Chapel	SEPD	6.6kV	VAOU (WA)	0.305	0.27
Egham	SEPD	11kV	VAOU (WA)	1.6159	9.58
Emsworth	SEPD	11kV	VAOU (WA)	1.054	3.57
Fort Widley	SEPD	33kV	VAOU (WA)	1.1358	3.04
Horndean	SEPD	33kV	VAOU (WA)	1.2997	5.74
Netherhampton	SEPD	33kV	VAOU (WA)	0.2295	0.82
Petersfinger	SEPD	33kV	VAOU (WA)	2.059	24.77
Rownhams - North Baddesley	SEPD	33kV	VAOU (WA)	0.636	1.7
Springfield Road	SEPD	11kV	VAOU (WA)	1.4333	23.22
Wallingford	SEPD	11kV	VAOU (WA)	1.141	4.92
Weston	SEPD	11kV	VAOU (WA)	0.0483	0.22
Brockhurst	SEPD	11kV	VAOU (WA)	1.5	7.14
Rose Hill	SEPD	11kV	VAOU (WA)	1.6	4.36
Hoeford	SEPD	11kV	VAOU (WA)	0.88	2.4
Rownhams	SEPD	33kV	VAOU (WA)	2.252	7.66



Table P1.4: 2026/27 Long-Term HV/LV Requirements

Licence Area	Voltage Level	Service	Peak Capacity Required (MW)	Dispatch Forecast (MWh)	Seasonal Requirement	Number of CMZs
SEPD	11kV	SU	3.138	690.65	Winter	88
SEPD	11kV	SU	0.417	71.47	Autumn/Spring	28
SEPD	11kV	SU	0.017	0.78	Summer	1



PART 2: SEPD INTERVENTIONS

This section provides information on planned interventions in the SEPD licence area. It is organised based on stages of project development and delivery:

- **Projects in initial development** – these are projects which are still at an early phase of development and yet to arrive at a DNOA outcome. As such there is still a possibility that the intervention may not be needed in its current form or at all. The use of flexibility may be a feasible outcome. These tend to be longer term projects. Further updates on these projects and other developments at an even earlier stage will be updated through our periodic DNOA outcome releases.
- **Projects in detailed development and delivery** – these are projects that have progressed into more detailed development and delivery. They include projects required for both primary reinforcement and asset replacement purposes. Many of the referenced primary reinforcement projects will be those that have been through the DNOA process and have been assessed as needing network intervention. Some primary reinforcement projects on the list pre-date the DNOA process but will have been similarly assessed for flexibility needs.

Interventions that apply to several substations are also separated into group reinforcement tables.

The information in the tables includes the existing and updated capacity, or the capacity to be released, as well as the forecasted reinforcement completion date, which is reflected in the NSHR.

The interventions detailed in the NDR focus on load-related reinforcement and system-driven network upgrades required to maintain security of supply and accommodate forecast demand growth, however asset condition related network interventions are also included in this report.

Figure P2.1 shows the supply areas of each Grid Supply Point (GSP) in the SEPD licence area. Supply areas for Primary Substations are available on our [Open Data Portal](#). Only GSPs with network interventions in development / delivery are listed as sections below the map, but the map in P2.1 provides an overview of all GSPs.

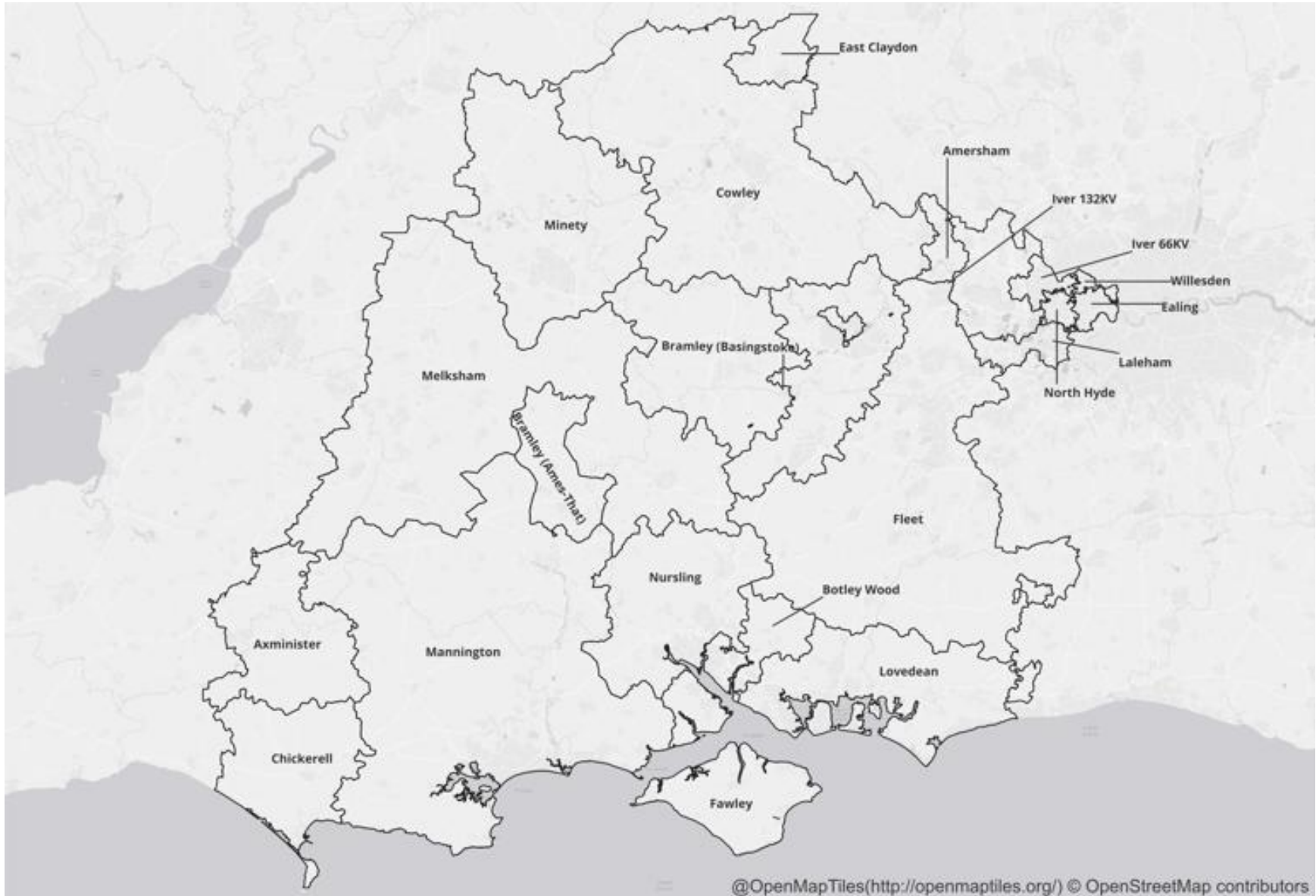


Figure P2.1 GSP Supply Areas in the SEPD licence area.



Reference Map: Network Symbology

Figure P2.2 is intended to aid readers in understanding the GSP-specific maps in the following sections by describing the symbology used for different types of network assets. The locations of GSPs, BSPs, and Primary Substations are represented by yellow, purple, and red dots, respectively. 132kV, 66kV, 33kV, and 22kV circuits are represented by blue, light orange, green, and dark orange lines, respectively. The geographic area supplied by the GSP is denoted by the shaded blue area.

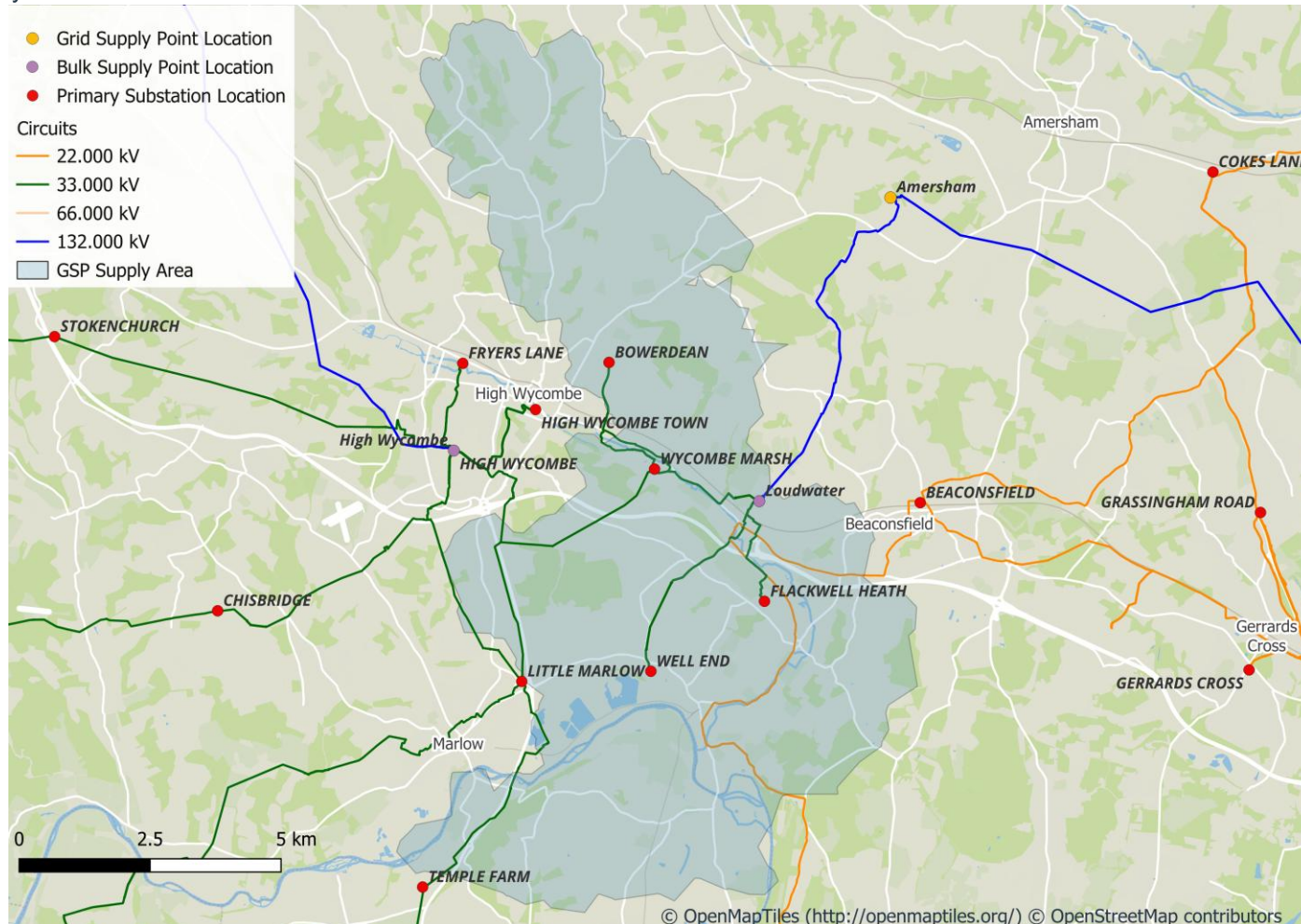
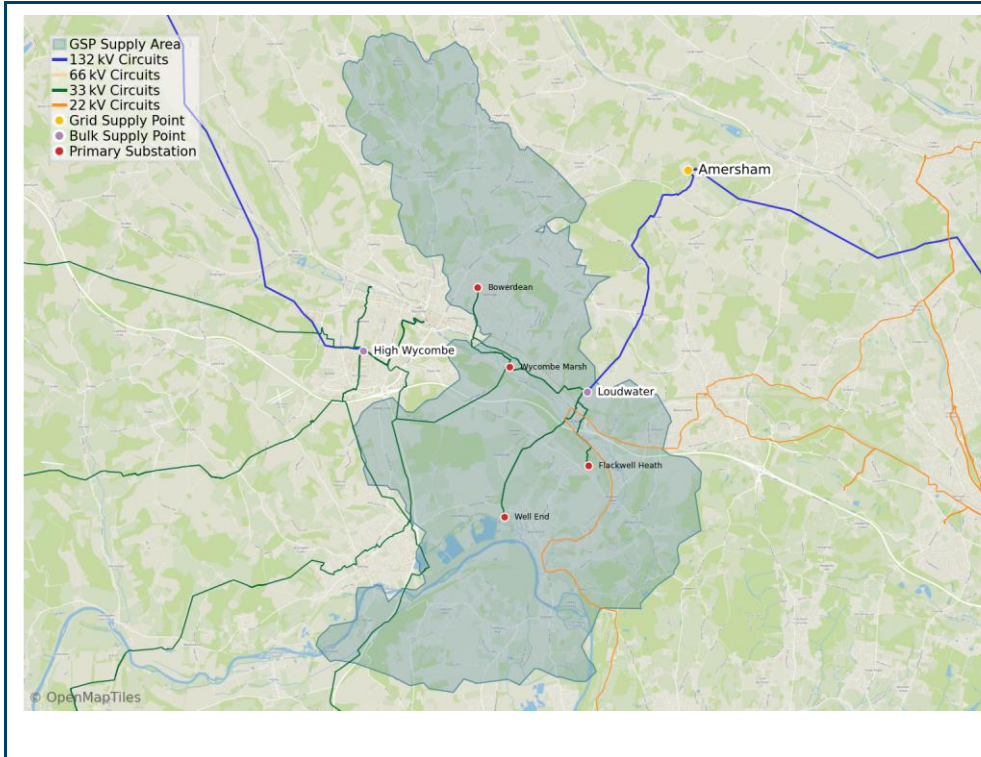


Figure P2.2 Reference map describing symbology for network assets and supply area.



Amersham



Amersham GSP Information

This GSP supplies the following BSPs:

- Loudwater

Amersham GSP is located within the Thames Valley region of the SEPD licence area and currently supplies approximately 38,393 customers.

Table P2.1 Amersham GSP group reinforcement projects in initial development

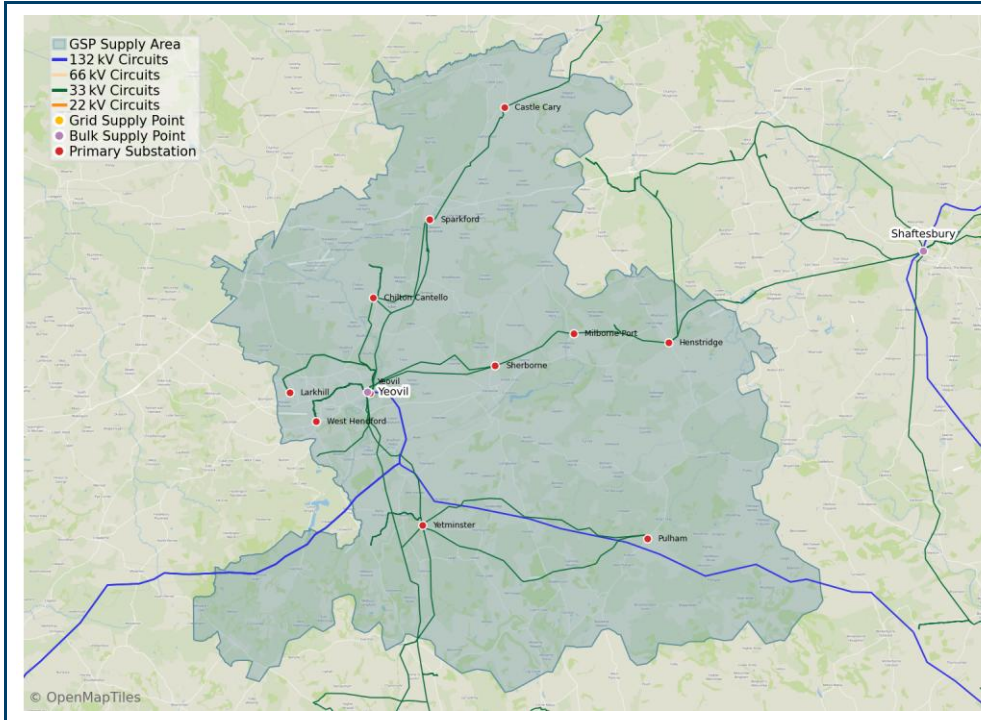
Network Area	Primary/Secondary Voltage (kV)	Forecast Need Date	Project Description	Driver
Loudwater 132/33kV transformers.	132	2030	Reinforcement of the two existing 90MVA 132/33kV transformers with 120MVA rated units	CV1 - Primary Reinforcement
Loudwater to Wycombe Marsh 33kV circuit 1	33	2030	Construct new 33kV circuits from Loudwater BSP to Bowerdean PSS and remove the existing circuits	CV1 - Primary Reinforcement



			from Wycombe Marsh PSS to Bowerdean PSS.	
Bowerdean 33/11kV transformers.	33	2030	Reinforcement of the two existing 33/11kV units with 20/40MVA units	CV1 - Primary Reinforcement
Loudwater to Wycombe Marsh 33kV circuit 2	33	2030	Construct new 33kV circuits from Loudwater BSP to Bowerdean PSS and remove the existing circuits from Wycombe Marsh PSS to Bowerdean PSS.	CV1 - Primary Reinforcement
Wycombe Marsh to Bowerdean 33kV circuits.	33	2032	The reinforcement listed above would also resolve this projected system need.	CV1 - Primary Reinforcement



Axminster



Axminster GSP Information

This GSP supplies the following BSPs:

- Yeovil

Axminster GSP is located within the Wessex region of the SEPD licence area and currently supplies approximately 38,020 customers.

Table P2.2 Axminster GSP group reinforcement projects in initial development

Network Area	Primary/Secondary Voltage (kV)	Forecast Need Date	Project Description	Driver
Yeovil BSP to Sherbourne PSS 33kV circuit	33	2031	Reinforcement of the existing circuit or addition of a new 33kV circuit between Yeovil BSP and Sherborne PSS to increase network capacity.	CV1 - Primary Reinforcement
Chilton Cantello PSS 33/11kV Transformers	33/11	2031	Reinforcement of the two existing transformers at Chilton Cantello PSS to higher-rated units.	CV1 - Primary Reinforcement



From Frome BSP to Bruton PSS 33kV circuit (in Melksham GSP, used for backfeed of Castle Cary PSS)	33	2032	Upgrade the Frome BSP – Bruton PSS circuit to increase backfeed capacity.	CV1 - Primary Reinforcement
Milborne Port PSS 33/11kV Transformer	33/11	2032	Install an additional transformer or upgrade the existing transformer and develop additional 11kV interconnection to Sherborne PSS.	CV1 - Primary Reinforcement
Pulham PSS 33/11kV Transformers	33/11	2033	Reinforcement of the two existing transformers at Pulham PSS to higher-rated units.	CV1 - Primary Reinforcement
Yeovil BSP to Chilton Cantello PSS to Sparkford PSS 33kV meshed network	33	2033	Reinforcement of the existing 33kV network and addition of a 33kV circuit from Yeovil BSP to Chilton Cantello PSS (subject to potential for expansion of Yeovil BSP 33kV busbar and addition of 33kV busbar at Chilton Cantello PSS).	CV1 - Primary Reinforcement

Table P2.3 Axminster GSP group reinforcement projects in detailed development and delivery

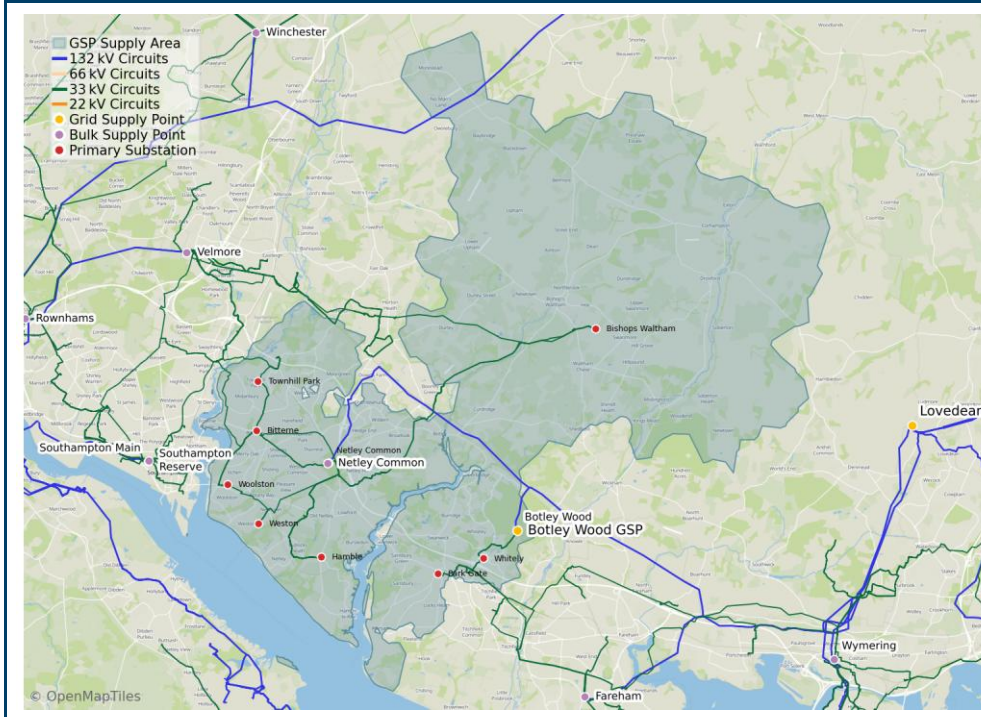
Network Area	Primary/Secondary Voltage (kV)	Existing Capacity (MVA)	Updated Capacity (MVA)	Released Capacity (MVA)	Forecast Completion Date	Published DNOA	Project Description	Driver
West Hendford PSS - 11kV Switchgear Replacement	11	-	-	-	Apr-30	N/A	Replace the 11kV board with 25kA break / 62.5kA make switchgear.	V3 - Connections
Yeovil Network Reinforcement	132	-	-	-	Jul-26	N/A	Close the normally open 132kV isolator at Thornford and install new 11kV	V3 - Connections



							switchgear at Yeovil PSS to resolve fault level issues and improve network operation.	
Yeovil BSP - 132kV Circuit Reinforcement	132/33	-	-	-	Mar-31	N/A	Reinforce cable sections of both existing 132kV circuits between Axminster GSP and Yeovil BSP.	V3 - Connections
Yeovil BSP - 132kV Circuit Reinforcement - Circuit 1	132	-	-	-	Sep-28	N/A	Reinforce cable section of the existing 132kV circuit 1 between Axminster GSP and Yeovil BSP.	V3 - Connections
Yeovil BSP - 132kV Circuit Reinforcement - Circuit 2	132	N/A	N/A	0	Sep-28	-	Replace section of oil filled 132kV cable between Axminster GSP and Yeovil BSP.	CV1 - Primary Reinforcement
Yeovil BSP Reinforcement	132	-	-	-	Jul-32	N/A	Install a third 132kV circuit between Axminster GSP and Yeovil BSP and replace both existing 60MVA transformers with 90MVA units.	V3 - Connections



Botley Wood



Botley Wood GSP Information

This GSP supplies the following BSPs:

- Netley Common
- Botley Wood BSP

Botley Wood GSP is located within the Southeast region of the SEPD licence area and currently supplies approximately 86,693 customers.

Table P2.4 Botley Wood GSP reinforcement projects in initial development

Network Area	Primary/Secondary Voltage (kV)	Forecast Need Date	Project Description	Driver
Bitterne PSS 33/11kV Transformers	33/11	2030	Develop a coordinated reinforcement strategy across Bitterne PSS, Netley Common PSS, Townhill Park PSS and Weston PSS. This could include, a new primary substation, addition of new transformers at existing sites and circuit	CV1 - Primary Reinforcement
Netley Common PSS 33/11kV Transformers	33/11	2034		CV1 - Primary Reinforcement



			upgrades. The above reinforcement options will be coupled with load transfers to optimise capacity and manage future constraints.	
--	--	--	---	--

Table P2.5 Botley Wood GSP reinforcement projects in detailed development and delivery

Network Area	Primary/Secondary Voltage (kV)	Existing Capacity (MVA)	Updated Capacity (MVA)	Released Capacity (MVA)	Forecast Completion Date	Published DNOA	Project Description	Driver
Netley Common 132/33kV Transformer	132/33	114.31	167.2 (circuit limitation)	N/A	Dec-26	N	Install an additional 132/33kV transformer and circuit breaker at Netley Common BSP to increase firm capacity, currently constrained by the Botley Wood – Netley Common circuit.	CV1 - Primary Reinforcement
Netley Common 33kV Circuit Breakers reinforcement	33/11	28.5	38	N/A	Mar-27	N	Bitterne Primary new 33kV busbar which requires 7x 33kV indoor circuit breaker LTDS Nodes: 88200,88201.	CV1 - Primary Reinforcement
Whiteley PSS 33/11kV Transformers	33/11	-	-	-	Jun-27	N/A	Replace substation transformers (15/30MVA) with 2x20/40MVA units LTDS Nodes: 87606, 87607.	V3 - Connections
Bishops Waltham 33kV Circuit and	33	22.8	38	N/A	Mar-28	N	Reinforcement of the existing feeder	CV1 - Primary Reinforcement



33/11kV Transformers							circuits and 2x12/24MVA.CER transformers with 2x20/40MVA assets to increase the substation firm capacity at Bishops Waltham primary LTDS Node: 88217.	
Netley Common Reinforcement	33	-	-	-	Jun-28	N/A	Replace the indoor 33kV busbar and upgrade circuit breakers to higher fault level ratings (31.5kA break/78.8kA make) and increased current capacity (800A–1250A) to improve network reliability and performance. LTDS Node:13522	V3 - Connections
Botley Wood and North Fareham 33kV Networks	33	N/A	N/A	80	Oct-28	N	Run 2 new 33kV circuits between Botley Wood BSP and a new 33kV switchboard at North Fareham Primary.	CV1 - Primary Reinforcement
Netley Common BSP - Woolston primary	33	N/A	N/A	53.3	Feb-28	Y	Install 5.27km of new dual 33kV cable and reinforce 1.4km of existing cable sections to increase network capacity and improve reliability between Netley Common BSP and Weston Primary.	CV1 - Primary Reinforcement



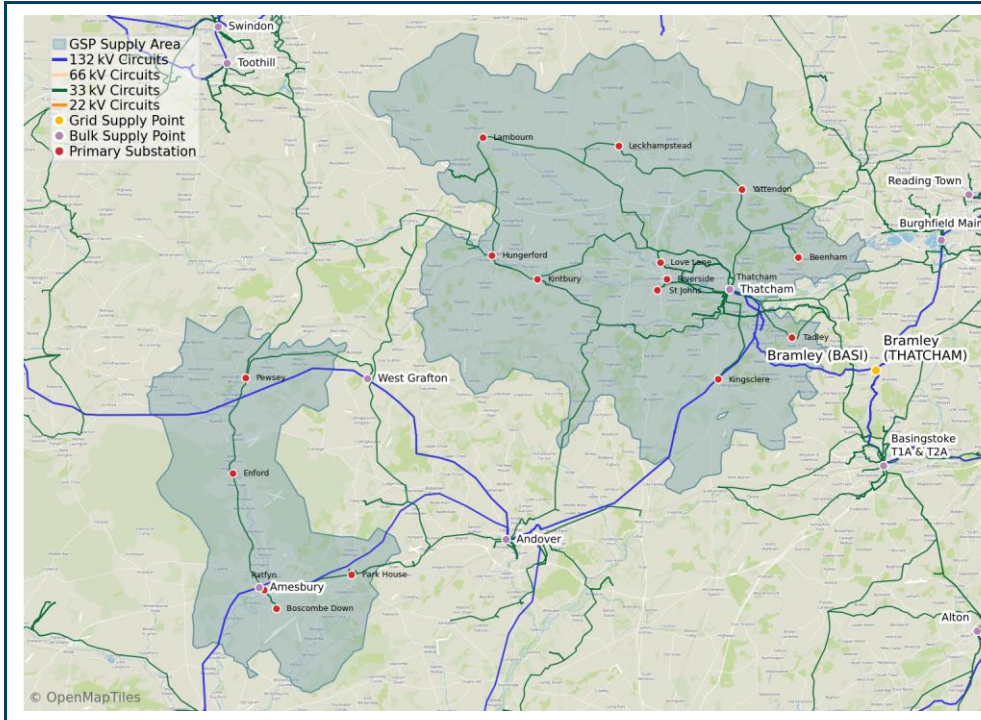
							LTDS Nodes: 88209-88210, 13522-12244.	
Netley Common 33kV Network	33	N/A	N/A	28.7	Mar-29	N	Install a new 5km cct between Netley Common BSP and Townhill Park primary, minimum summer rating 43.5MVA. Add a 33kV outdoor circuit breaker in Netley Common BSP and 7 x new 33kV indoor circuit breakers at a new 33kV busbar in Townhill Park primary. LTDS Nodes:13522, 88203.	CV1 - Primary Reinforcement
Weston Primary 33kV Switchgear Replacement	33	-	-	-	Mar-28	N/A	Upgrade circuit breakers at Weston Primary Substation by replacing the indoor 33kV single busbar and increasing fault level ratings to 31.5kA break/78.8kA make, with continuous ratings of 800A for transformer CBs and 1250A for line and section circuit breakers.	V3 - Connections
Netley Common 33/11kV Transformer replacement	33/11	28.35	38	N/A	Mar-27	N/A	Replace existing transformers (15/30MVA) with 20/40MVA CER units, replace four	CV7 - Asset Replacement



							circuit breakers with 1250A units. LTDS Node:20210.	
Weston PSS 33/11kV Transformer	33/11	26	26	N/A	Apr-29	Y	Replacement of the existing 2x20MVA 33/11kV transformers and NERs. LTDS Node:88210.	CV7 - Asset Replacement



Bramley (Ames-That)



Bramley (Ames-That) GSP Information

This GSP supplies the following BSPs:

- Amesbury
- Thatcham

Bramley (Ando-That) GSP is located within the Southeast region of the SEPD licence area and currently supplies approximately 83,257 customers.

Table P2.6 Bramley (Ames-That) GSP reinforcement projects in initial development

Network Area	Primary/Secondary Voltage (kV)	Forecast Need Date	Project Description	Driver
Amesbury BSP 132/33kV Transformers	132/33	2034	Improve resilience at Amesbury BSP through interconnection use, circuit upgrades, transformer expansion or load transfers to manage capacity constraints.	CV1 - Primary Reinforcement
Circuits from Thatcham tee	132	2034	Reinforce the Thatcham–Andover network through circuit upgrades, additional connections	CV1 - Primary Reinforcement



to Andover 132kV board			or load transfers to increase capacity.	
Yattendon PSS 33/11kV Transformers	33/11	2034	Develop a new primary substation or reinforce the Yattendon–Leckhampstead–Lambourn network through transformer upgrades, direct circuits and load transfers to manage load growth across multiple sites.	CV1 - Primary Reinforcement
Lambourn PSS 33/11kV Transformers	33/11	2034		CV1 - Primary Reinforcement
33kV Circuits from Thatcham BSP to Lambourn PSS and Leckhampstead PSS via a teed point	33	2034		CV1 - Primary Reinforcement
33kV Circuit from Thatcham BSP to Beenham PSS teed point	33	2030		CV1 - Primary Reinforcement
33kV Circuits from Beenham PSS tee point to Yattendon PSS and Leckhampstead PSS	33	2034		CV1 - Primary Reinforcement
33kV Circuits between Thatcham BSP and Ball Hill PSS, Kintbury PSS, Hungerford PSS and Lambourn PSS	33	2034		CV1 - Primary Reinforcement
Thatcham PSS 33/11kV Transformers	33/11	2030		Reinforce the Thatcham-area 33kV network through circuit



Riverside PSS 33/11kV Transformers	33/11	2030	upgrades and reconfiguration to support demand growth.	CV1 - Primary Reinforcement
Love Lane PSS 33/11kV Transformers	33/11	2030		CV1 - Primary Reinforcement
33kV Circuits from Thatcham BSP to Love Lane PSS	33	2034		CV1 - Primary Reinforcement
St Johns PSS 33/11kV Transformers	33/11	2034		CV1 - Primary Reinforcement
33kV Circuits from Thatcham BSP to St Johns PSS	33	2034		CV1 - Primary Reinforcement
Ratfyn PSS 33/11kV Transformers	33/11	2030	Either reinforcement of the two existing transformers or addition of a third transformer.	CV1 - Primary Reinforcement

Table P2.7 Bramley (Ames-That) GSP reinforcement projects in detailed development and delivery

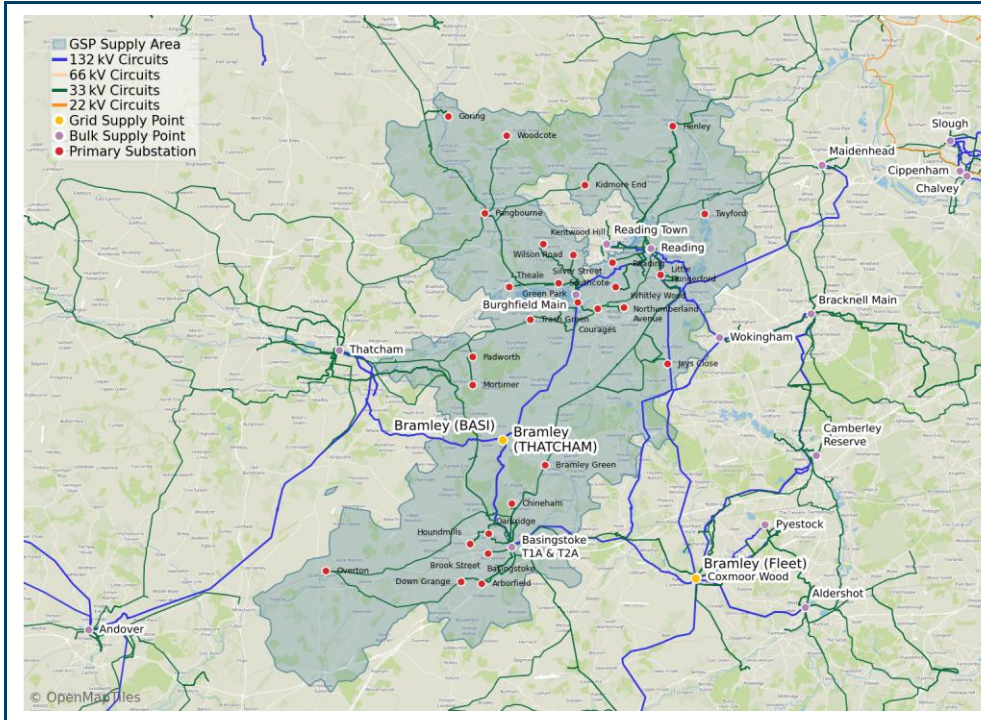
Network Area	Primary/Secondary Voltage (kV)	Existing Capacity (MVA)	Updated Capacity (MVA)	Released Capacity (MVA)	Forecast Completion Date	Published DNOA	Project Description	Driver
Thatcham - Ashford Hill 132kV Circuit	132	N/A	N/A	1	Jun-27	N	Install a new 132kV dual circuit from Ashford Hill tee point to Thatcham 132kV (LTDS Node: 24110) and a new 132kV switchboard at Thatcham BSP to maintain security of supply.	CV1 - Primary Reinforcement
Andover - Ashford Hill 132kV Circuit	132	-	-	-	Jun-26	N/A	Reinforce sections of both 132kV circuits between the Ashford Hill tee point and	V3 - Connections



							the Andover 132kV switchboard.	
Love Lane - 33kV Circuit	33	-	-	-	Sep-27	N/A	Reinforce section of the 33kV circuit between Thatcham BSP (LTDS Node: 24177) and Love Lane Primary (LTDS Node: 86708).	V3 - Connections
Thatcham 132/33kV Transformers	132/33	76.8	191.55	N/A	Jun-27	N	Install a new 132/33kV 90MVA transformer at Thatcham, the new 33kV transformer circuit breaker will have 31.5/78.75kA break/make rating.	CV1 - Primary Reinforcement
Thatcham BSP to Beenham PSS 33kV Circuits	33	N/A	N/A	1	Jan-31	N	Reinforce the 33kV circuit between Thatcham BSP and Beenham PSS.	CV1 - Primary Reinforcement
Thatcham BSP - 132kV Network Reinforcement	132	N/A	N/A	274	Sep-31	N	Install two additional 132kV circuits between Bramley GSP and Thatcham BSP.	CV1 - Primary Reinforcement
Hungerford PSS – 33/11kV Transformers and 33kV Switchgear	33/11	13	14.25	N/A	Jul-26	N/A	Replace two existing 10/13MVA transformers with 7.5/15MVA units.	CV7 - Asset Replacement
Lambourn 33/11kV Transformers	33/11	9.6	22.68	N/A	Jul-27	N/A	Replace existing 7.5/9.75MVA transformers with 2x12/24MVA CER units, replace three existing circuit breakers with 1250A rated 33kV CBs.	CV7 - Asset Replacement



Bramley (Basingstoke)



Bramley (Basingstoke) GSP Information

This GSP supplies the following BSPs:

- Basingstoke

Bramley (Basingstoke) GSP is located within the Southeast region of the SEPD licence area and currently supplies approximately 144,112 customers.

Table P2.8 Bramley (Basingstoke) GSP group reinforcement projects in initial development

Network Area	Primary/Secondary Voltage (kV)	Forecast Need Date	Project Description	Driver
Burghfield Main BSP 132/33kV Transformers	132/33	2034	Reinforcement of the existing transformers at Burghfield Main and Reserve BSP or addition of a third transformer at both BSPs.	CV1 - Primary Reinforcement
Jays Close PSS 33/11kV Transformers	33/11	2034	Reinforce Jays Close PSS and Basingstoke PSS existing transformers or construction of a	CV1 - Primary Reinforcement



			new PSS and transfer load from existing sites to the new PSS.	
Down Grange PSS 33/11kV Transformers	33/11	2034	Develop a new primary substation or reinforce Down Grange PSS, Houndmills PSS and Oakridge PSS through transformer upgrades and new circuits. Balance load growth across the sites with load transfers through the 11kV network.	CV1 - Primary Reinforcement
33kV Circuit from Basingstoke T1B & T2B to Down Grange PSS via tee with Alton BSP.	33	Ahead of 2030		CV1 - Primary Reinforcement
33kV Circuit from Basingstoke T1B & T2B to Overton PSS.	33	2030		CV1 - Primary Reinforcement
33kV Circuit from Overton PSS to Down Grange PSS.	33	2030		CV1 - Primary Reinforcement
Houndmills PSS 33/11kV Transformers	33/11	2034		CV1 - Primary Reinforcement
33kV Circuits from Basingstoke T3 & T4 BSP to Houndmills PSS.	33	2034		CV1 - Primary Reinforcement
33kV Circuits from Burghfield Reserve BSP to Trash Green PSS, Padworth PSS, Mortimer PSS and the	33	2034		Reinforcement of local primary substations, new circuits and balance load growth across sites with load transfers through the 11kV network. Alternatively, progress their development of a dedicated primary substation for location specific demand growth.



Pingewood PSS NOP.				
Whitley Wood PSS 33/11kV Transformers	33/11	2034	Transfer load or upgrade transformers and circuits at Whitley Wood PSS to improve capacity and network configuration.	CV1 - Primary Reinforcement
Arborfield PSS 33/11kV Transformers	33/11	2030	Develop a new primary substation or reinforce Arborfield PSS and Little Hungerford PSS through transformer upgrades, circuit reinforcement. Balance load growth across the sites through 11kV load transfers.	CV1 - Primary Reinforcement
33kV Circuits from Reading BSP to Little Hungerford PSS and tee point to Arborfield PSS.	33	2030		CV1 - Primary Reinforcement
33kV Circuits between Little Hungerford PSS and Arborfield PSS.	33	2030		CV1 - Primary Reinforcement
Reading PSS 33/11kV Transformers	33/11	2034	Develop a new primary substation or reinforce Reading, Twyford and Henley PSS through transformer upgrades, circuit reinforcement and load transfers to support demand growth.	CV1 - Primary Reinforcement
Twyford PSS 33/11kV Transformers	33/11	2034		CV1 - Primary Reinforcement

Table P2.9 Bramley (Basingstoke) GSP reinforcement projects in detailed development and delivery

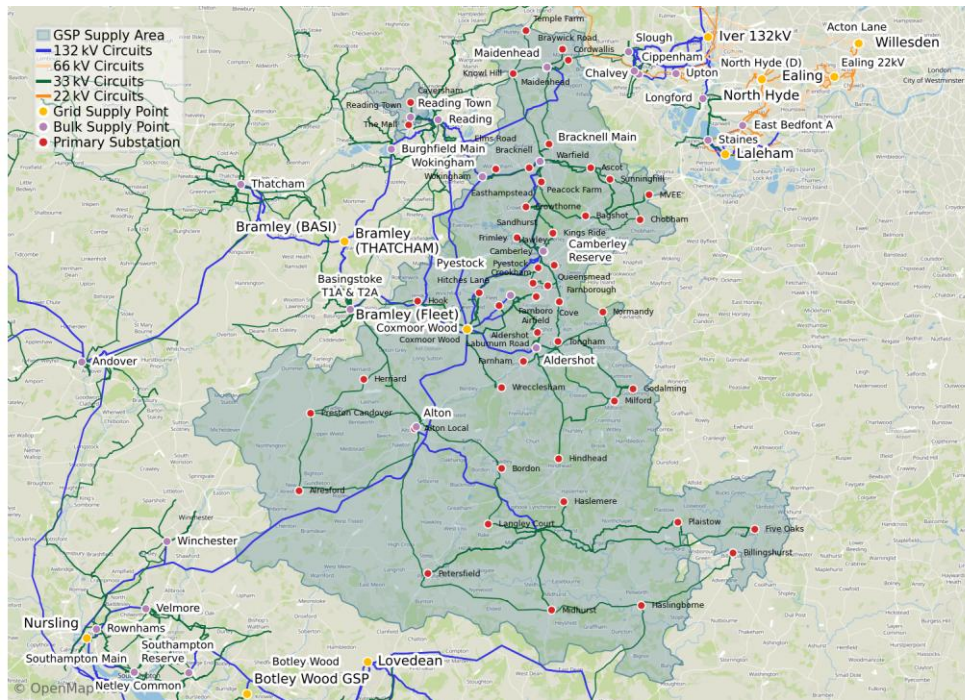
Network Area	Primary/Secondary Voltage (kV)	Existing Capacity (MVA)	Updated Capacity (MVA)	Released Capacity (MVA)	Forecast Completion Date	Published DNOA	Project Description	Driver
--------------	--------------------------------	-------------------------	------------------------	-------------------------	--------------------------	----------------	---------------------	--------



Houndmills PSS - New 33kV Switchboard	33	-	-	-	Jul-28	N/A	Establish a new 33kV Switchboard at Houndmills PSS.	V3 - Connections
Basingstoke BSP - 33kV Switchgear	33	-	-	-	Sep-29	N/A	Replace both the main (Basingstoke T1A & T2A) and reserve (Basingstoke T1B & T2B) 33kV switchboards with 31.5kA break / 78.8kA make switchgear	V3 - Connections
Basingstoke BSP - 132kV Circuit	132	-	-	-	Dec-29	N/A	Reinforce section of the 132kV circuit between Bramley BSP (LTDS Node: 12415) and Basingstoke BSP (LTDS Node: 11238).	V3 - Connections
Basingstoke - Overton - Bramley Green 33kV circuit	33	N/A	N/A	N/A	Mar-30	N	Reinforce the 33kV circuit between Basingstoke (LTDS Node: 11231), Overton (LTDS Node: 87116) and Bramley Green (LTDS Node: 87103) to increase network capacity.	CV1 - Primary Reinforcement
Basingstoke 132/33kV Transformer	132/33	75.6	114.3	N/A	Jun-26	N/A	Replace the existing 60MVA rated transformer with a 90MVA unit.	CV7 - Asset Replacement



Bramley (Fleet)



Bramley (Fleet) GSP Information

This GSP supplies the following BSPs:

- Aldershot
- Alton
- Bracknell Main and Reserve
- Burghfield Main and Reserve
- Camberley Main and Reserve
- Coxmoor Wood
- Fernhurst
- Maidenhead
- Pyestock
- Reading
- Reading Town
- Wokingham

Bramley (Fleet) GSP is located within the Southeast region of the SEPD licence area and currently supplies approximately 496,991 customers.

Table P2.10 Bramley (Fleet) GSP group reinforcement projects in initial development

Network Area	Primary/Secondary Voltage (kV)	Forecast Need Date	Project Description	Driver
132kV Circuits from Fleet GSP to Alton 132kV switching station	132	2034	Reinforce the Fleet–Alton network through additional 132kV circuits or new BSP connections	CV1 - Primary Reinforcement



			to resolve capacity constraints.	
Five Oaks PSS 33/11kV Transformers	33/11	2034	Maintain capacity at Plaistow/Five Oaks through load transfers or transformer upgrades to defer reinforcement.	CV1 - Primary Reinforcement
33kV circuit from Fernhurst BSP to Plaistow PSS	33	2034	Reinforce the Fernhurst-area network, including Haslemere, Petersfield and Langley Court PSS, through coordinated transformer upgrades and load transfers.	CV1 - Primary Reinforcement
Haslemere PSS 33/11kV Transformers and 33kV Circuits	33	2034	Reconfigure the Alton Local network through transformer and circuit upgrades, new circuits connections and load transfers to balance load growth across sites.	CV1 - Primary Reinforcement
Petersfield PSS 33/11kV Transformers	33/11	2034		CV1 - Primary Reinforcement
33kV Circuits to Petersfield PSS	33	2034		CV1 - Primary Reinforcement
33kV Circuits to Alton Local PSS	33	2034		CV1 - Primary Reinforcement
Bordon PSS 33/11kV Transformers	33/11	2030	Transformer reinforcement at Bordon PSS or load transfer through the 11kV network to Bordon North PSS.	CV1 - Primary Reinforcement
33kV circuits connecting Alton BSP, Bordon PSS and Langley Court PSS.	33	2034	Reinforce the Bordon–Langley Court network through additional circuits or potential connection to a new BSP, aligned with wider constraints.	CV1 - Primary Reinforcement



Aldershot BSP 132/33kV Transformers	132/33	2034	Reinforce Aldershot BSP through transformer and circuit upgrades.	CV1 - Primary Reinforcement
132kV circuits from Fleet GSP to Aldershot BSP	132	2034		CV1 - Primary Reinforcement
Godalming PSS 33/11kV Transformers	33/11	2035	Reconfigure the Aldershot-area 33kV network (including Godalming, Milford and Hindhead) through upgrades, new circuits or construction of a new primary substation.	CV1 - Primary Reinforcement
Milford PSS 33/11kV Transformers	33/11	2035		CV1 - Primary Reinforcement
33kV ringed circuits connecting Aldershot BSP to Hindhead PSS, Milford PSS, Normandy PSS and Godalming PSS.	33	2035		CV1 - Primary Reinforcement
Aldershot PSS 33/11kV Transformers	33/11	2034	Develop a new primary substation or reinforce Aldershot PSS, Farnham PSS and Laburnam Road PSS through upgrades and balance load growth across the sites through load transfers.	CV1 - Primary Reinforcement
Farnham PSS 33/11kV Transformers	33/11	2034		CV1 - Primary Reinforcement
33kV circuits from Aldershot BSP to Farnham PSS	33	2034		CV1 - Primary Reinforcement
Laburnam Road PSS 33/11kV Transformers	33/11	2034		CV1 - Primary Reinforcement
33kV circuits from Aldershot BSP to Laburnam Road PSS and a normally open point connection to Coxmoor Wood BSP and Pyestock BSP.	33	2034		CV1 - Primary Reinforcement
Coxmoor Wood PSS 33/11kV Transformers	33/11	2034		Reinforce Hitches Lane PSS, Coxmoor Wood PSS and Hook PSS through transformer upgrades or expansion of one of the sites and transfer load through the 11kV network to balance load growth.
Hitches Lane PSS transformers	33	2034	CV1 - Primary Reinforcement	
33kV circuits to Hitches Lane PSS	33	2034	CV1 - Primary Reinforcement	



Maidenhead BSP 132/33kV Transformers	132/33	2035	Develop a coordinated strategy for Maidenhead and Bracknell BSP this could include transformer reinforcement or a new BSP.	CV1 - Primary Reinforcement
132kV Circuit ring connecting Bracknell BSP and Maidenhead BSP to Fleet GSP.	132	2034	Reconfigure the Fleet 132kV network through new circuits and system coordination to improve resilience across Maidenhead and Bracknell.	CV1 - Primary Reinforcement
Frimley PSS 33/11kV Transformers	33/11	2030	Reinforce Frimley PSS, Farnborough PSS, Queensmead PSS and surrounding PSS through transformer reinforcement and new circuits. Alternatively, a new primary substation could be installed.	CV1 - Primary Reinforcement
Queensmead PSS 33/11kV Transformers	33/11	2034		CV1 - Primary Reinforcement
Farnborough PSS 33/11kV Transformers	33/11	2034		CV1 - Primary Reinforcement
33kV Circuits connecting Camberley Reserve to downstream Primary Substations.	33	2030		CV1 - Primary Reinforcement
Crowthorne PSS 33/11kV Transformers	33/11	2034	Develop a coordinated solution for Sandhurst PSS and Crowthorne PSS through a new primary substation or reinforcement of one of the sites with load transfers through the 11kV network to manage load growth.	CV1 - Primary Reinforcement
Sandhurst PSS 33/11kV Transformers	33/11	2034		CV1 - Primary Reinforcement



Braywick Road PSS 33/11kV Transformers	33/11	2034	Develop a new primary substation or reinforce Maidenhead-area PSS (including Knowl Hill, Cordwallis and Braywick Road).	CV1 - Primary Reinforcement
Cordwallis PSS 33/11kV Transformers	33/11	2034		CV1 - Primary Reinforcement
Peacock Farm PSS 33/11kV Transformers	33/11	2030	Reinforce Peacock Farm PSS and Elms Road PSS transformers or develop a new primary substation to increase capacity. Load transfers through the 11kV network will be required to manage load growth across the existing and potential new sites.	CV1 - Primary Reinforcement
Elms Road PSS 33/11kV Transformers	33/11	2034		CV1 - Primary Reinforcement
Easthampstead PSS 33/11kV Transformers	33/11	2034	Develop a new primary substation or reinforce Bracknell PSS, Easthampstead PSS and Warfield PSS transformers. Load transfers through the 11kV network will be required to manage load growth across the existing and potential new sites.	CV1 - Primary Reinforcement
Warfield PSS 33/11kV Transformers	33/11	2034		CV1 - Primary Reinforcement
33kV Circuits from Bracknell-Knowl Hill-Warfield tee to Warfield PSS	33	2034		CV1 - Primary Reinforcement
33kV Circuit from Bracknell BSP to the Warfield-Maidenhead tee.	33	2030	Reinforce the Bracknell–Warfield 33kV network through circuit	CV1 - Primary Reinforcement



33kV Circuit from Bracknell BSP to the Warfield – Knowl Hill tee.	33	2030	reinforcement. Alternatively, direct connection of primary substations to the BSP will reduce load on the existing 33kV circuits.	CV1 - Primary Reinforcement
--	----	------	---	-----------------------------

Table P2.11 Bramley (Fleet) GSP reinforcement projects in detailed development and delivery

Network Area	Primary/Secondary Voltage (kV)	Existing Capacity (MVA)	Updated Capacity (MVA)	Released Capacity (MVA)	Forecast Completion Date	Published DNOA	Project Description	Driver
Pystock BSP - Load Transfers and Switchgear Rearrangement	33	-	-	-	Dec-26	N/A	Extend and rearrange the 33kV switchboard at Pystock BSP to allow the isolation of Cody Enterprise Park and transfer load between BSPs.	V3 - Connections
Reading BSP	132/33	-	-	-	Sep-26	N/A	Add a 4th 90MVA transformer at Reading BSP.	V3 - Connections
Little Hungerford - Bramley Green 33kV Circuit	33	-	-	-	Nov-27	N/A	Reinforce a section of the 33kV circuit between Little Hungerford Primary and Bramley Green Primary (LTDS	V3 - Connections



							Nodes: 86817 - 86818).	
Reading to Little Hungerford - 33kV circuit	33	-	-	-	Sep-26	N/A	Reinforce 2 x 33kV circuits between Reading BSP and Little Hungerford PSS.	V3 - Connections
Fleet 132kV Switchboard	132	N/A	N/A	N/A	Jul-30	N	Replace the existing 132kV switchboard at Fleet GSP with two separate 132kV boards Fleet North and Fleet South, all new switchgear to be rated at 40kA break / 100kA make.	CV3 - Fault Level Reinforcement
Bracknell BSP - 33kV Switchgear	33	-	-	-	Sep-29	N/A	Replace the 33kV board with 31.5kA break / 78.8kA make switchgear.	V3 - Connections
Fernhurst BSP - Transformers	132/33	-	-	-	Dec-29	Y	Replace the existing 90MVA transformers with 120MVA units.	V3 - Connections
Aldershot - Farnham 33 kV rutter poles	33	N/A	N/A	30.7	Sep-26	Y	Install two new 33 kV circuits between Aldershot (LTDS Node: 10130) and Farnham (LTDS Nodes: 87005, 87006) substations.	CV1 - Primary Reinforcement



Coxmoor Wood / Wrecclesham Rutter poles	33	N/A	N/A	1	May-28	Y	Install a new 33kV circuit between Coxmoor Wood (LTDS Node: 14130) and Wrecclesham (LTDS Node: 87406) substations to mitigate an outage issue.	CV1 - Primary Reinforcement
Aldershot - Tongham 33kV circuit	33	N/A	N/A	46.7	Dec-27	Y	Reinforce the 33kV network between Aldershot BSP and Tongham Primary by installing two additional circuits and reconfiguring the existing circuit to supply Farnborough Primary.	CV1 - Primary Reinforcement
Alton-Fernhurst 132 kV networks - New 132kV switching substation	132	N/A	N/A	124.7	Sep-29	Y	Install a new 132kV switching substation with feeder connections to Fleet, Alton, Fernhurst and Winchester to maintain supply to Alton and Fernhurst during second circuit outages.	CV1 - Primary Reinforcement



Convert the Alton 132kV Switching Station to a BSP	132	-	-	-	Sep-29	Y	Upgrade the new 132kV switching station to a BSP by installing a 45MVA 132/33kV transformer and associated 33kV switchgear.	V3 - Connections
Alresford PSS 33/11 kV Transformers	33/11	13	30.7	N/A	Feb-28	Y	Reinforce Alresford Primary by replacing two 10MVA transformers with 15/30MVA units and reconductoring 17.7km of the Alton BSP– Alresford PSS overhead circuit to increase capacity to 30.7MVA (winter rating).	CV1 - Primary Reinforcement
33kV GIS at Alton 33kV	33	N/A	N/A	2.7	Nov-28	N	Install new 33kV GIS at Alton, including 16 circuit breakers and associated cabling, with switchgear rated at 31.5kA break/78.8kA make to improve fault level capability and network performance.	CV1 - Primary Reinforcement



Fleet Bramley split - 132 kV network	132	N/A	N/A	542	Mar-30	N	Reconfigure the Fleet–Bramley 132kV network by establishing new switchboards at Bramley and Burghfield, splitting busbars at Reading BSP.	CV1 - Primary Reinforcement
New Bordon North PSS - Phase 1	33/11	-	-	-	Jun-26	N/A	Extend the Alton 33kV bus, install a new 1250A breaker, and establish a new 13km 33kV circuit (20MVA winter rating) to a new substation with a 7.5/15MVA transformer and 11kV switchboard to support local demand growth.	V3 - Connections
New Bordon North PSS - Phase 2	33/11	-	-	-	Jun-26	N/A	Install a second 13km 33kV cable from Alton to Bordon North and reinforce the new substation with two 15/30MVA transformers and associated switchgear to support increased demand.	V3 - Connections



Coxmoor Wood BSP- Additional Transformer	132	N/A	N/A	114	May-29	Y	Install a third 132kV circuit between Fleet GSP and Coxmoor Wood BSP, add a third 90MVA transformer, and upgrade the 33kV switchboard (31.5/78.8kA) to increase capacity and reliability.	CV1 - Primary Reinforcement
Plaistow PSS 33/11kV Transformers	33/11	-	-	-	Jan-28	N/A	Replace existing 7.5/15MVA transformers with 15/30MVA units to increase substation capacity.	V3 - Connections
Chobham PSS 33/11kV Transformers and 33kV switchgear	33/11	14.03	22.68	N/A	Mar-27	N/A	Replace both transformers with 12/24MVA CER transformers.	CV7 - Asset Replacement
Haslingbourne PSS 33/11kV Transformer and 33kV switchgear	33/11	12.8	22.8	N/A	Aug-26	N/A	Replace the two 10MVA CMR transformers with 12/24MVA CER transformers.	CV7 - Asset Replacement
Southcote - Theale 33kV Circuit	33	N/A	N/A	N/A	Mar-29	N/A	Replace 1.5km 33kV OHL (Pole Line) with underground cable.	CV7 - Asset Replacement



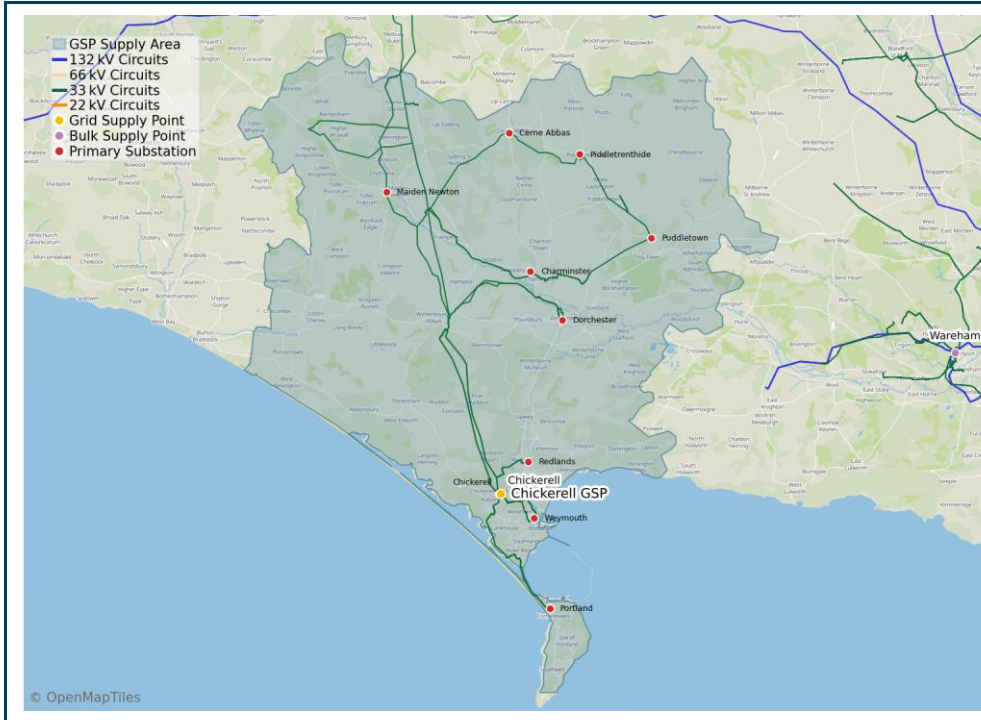
Crowthorne PSS 33/11kV Transformer	33/11	28.5	52.32	N/A	Feb-27	N/A	Increase Asset Health - Replace the existing 7.5 / 15MVA transformer with 12 / 24MVA units to match the other existing unit.	CV7 - Asset Replacement
Maidenhead PSS 11kV Switchgear	33/11	38.4	57	N/A	Jun-28	N/A	Increase Asset Health - Replace the 11kV board with 25kA break / 62.5kA make switchgear	CV7 - Asset Replacement
Maidenhead PSS 33/11kVTransformer er	-	N/A	N/A	N/A	Sep-28	N/A	Increase Asset Health - Replace the existing 15/ 18.7MVA rated transformers with 15/30MVA units	CV7 - Asset Replacement
Maidenhead BSP Switchgear	33	N/A	N/A	N/A	Oct-26	N/A	Replace three 33kV circuit breakers. No change to ratings.	CV7 - Asset Replacement
Coxmoor Wood BSP - Transformer	-	N/A	N/A	N/A	Dec-27	Y	Increase Asset Health - Replace the existing A1MT transformer, no change in capacity	CV7 - Asset Replacement
Burghfield BSP - 33kV Switchgear	33	N/A	N/A	N/A	Mar-29	N	Replace all 33kV switchgear for Burghfield	CV16 - Flood Mitigation



							Main and Burghfield Reserve with new raised switchboards for flood mitigation - No change to ratings	
Reading BSP - Transformers	-	N/A	N/A	N/A	Sep-27	N/A	Increase Asset Health - Replace both transformers, no change to capacity	CV7 - Asset Replacement
Fernhurst BSP - Switchgear	132/33	114	120	N/A	Mar-28	N/A	Increase Asset Health - Replace two 33kV circuit breakers	CV7 - Asset Replacement



Chickerell



Chickerell GSP Information

This GSP supplies the following BSPs:

- Chickerell

Chickerell GSP is located within the Wessex region of the SEPD licence area and currently supplies approximately 69,119 customers.

Table P2.12 Chickerell GSP reinforcement projects in initial development

Substation Name	Primary/Secondary Voltage (kV)	Forecast Need Date	Project Description	Driver
Winterbourne Abbas to Charminster PSS 33kV circuits.	33	2030	Develop a new primary substation near Dorchester with new circuits and transformers, including load transfers from Charminster to defer network reinforcement.	CV1 - Primary Reinforcement



Weymouth PSS 33/11kV Transformers	33/11	2030	Upgrade transformers at Weymouth PSS or transfer load to Chickereil PSS.	CV1 - Primary Reinforcement
Winterbourne Abbas to Dorchester Town PSS 33kV circuits	33	2034	Reinforce the Winterbourne Abbas–Dorchester Town circuit through higher-rated conductors, subject to pole condition assessment.	CV1 - Primary Reinforcement
Charminster PSS 33/11kV Transformers	33/11	2032	Upgrade transformers at Charminster PSS or develop a new primary substation with load transfers to defer reinforcement.	CV1 - Primary Reinforcement
Piddletrenthide PSS 33/11kV Transformers	33/11	2032	Upgrade transformers at Piddletrenthide PSS and consider network reconfiguration to address voltage and capacity constraints.	CV1 - Primary Reinforcement
Dorchester Town PSS 33/11kV Transformers	33/11	2034	Reinforce Dorchester Town PSS through transformer upgrades or additional transformer installation to meet future demand.	CV1 - Primary Reinforcement
Redlands PSS 33/11kV Transformers	33/11	2031	Upgrade transformers at Redlands PSS.	CV1 - Primary Reinforcement

Table P2.13 Chickereil GSP reinforcement projects in detailed development and delivery

Network Area	Primary/Secondary Voltage (kV)	Existing Capacity (MVA)	Updated Capacity (MVA)	Released Capacity (MVA)	Forecast Completion Date	Published DNOA	Project Description	Driver
Chickereil BSP 3rd Transformer	132/33	-	-	-	May-27	N/A	Install a 3rd 90MVA transformer.	V3 - Connections
Redlands Primary Network Reconfiguration	33/11	-	-	-	Sep-28	N/A	Reconfigure the 33kV network feeding Redlands Primary by installing 2 new 33kV circuits between	V3 - Connections



							Chickereil BSP and Redlands Primary.	
Portland 11kV Switchboard	11	N/A	N/A	N/A	Jun-27	N/A	Increase Health Index - Replace the 11kV board with 25kA break / 62.5kA make switchgear.	CV7 - Asset Replacement
Redlands Transformer	-	N/A	N/A	N/A	Sep-27	N/A	Increase Health Index - Replace both existing 15/21MVA transformers with 12/24MVA units and replace the 33kV switchgear.	CV7 - Asset Replacement
Winterbourne Abbas Switching Station 33kV Switchgear	33	N/A	N/A	N/A	Oct-26	N/A	Increase Health Index - No change to fault level ratings.	CV7 - Asset Replacement
Chickereil GSP - 132kV Switchgear	132	N/A	N/A	N/A	Oct-28	N/A	Increase Health Index - Replace the 132kV board with 40kA break/100kA make switchgear.	CV7 - Asset Replacement
Chickereil BSP – 33kV Switchgear	33	N/A	N/A	N/A	Jan-28	N/A	Increase Health Index - Replace the 33kV board with 31.5kA break / 78.8kA make switchgear.	CV7 - Asset Replacement
Cerne Abbas 33kV & 11kV switchgear & 33/11kV Transformer	33/11	N/A	N/A	N/A	Dec-27	N/A	Increase Health Index - No change to capacity.	CV7 - Asset Replacement
Chickereil BSP Transformer	-	N/A	N/A	N/A	Nov-27	N/A	Increase Health Index - Replace both existing transformers, no change in capacity.	CV7 - Asset Replacement



Cowley

Cowley GSP Information

This GSP supplies the following BSPs:

- Cowley Local
- Drayton
- Headington
- High Wycombe
- Oxford (Osney)
- Witney
- Yarnton

Primaries directly connected to the GSP are:

- Culham B11
- Harwell

Cowley GSP is located within the Ridgeway region of the SEPD licence area and currently supplies approximately 273,233 customers.

Table P2.14 Cowley GSP reinforcement projects in initial development

Substation Name	Primary/Secondary Voltage (kV)	Forecast Need Date	Project Description	Driver
High Wycombe BSP 132/33kV Transformers.	132/33	2030	Reinforce High Wycombe BSP through transformer installation, recognising future circuit constraints.	CV1 - Primary Reinforcement



High Wycombe BSP 132kV circuits.	132	2030	Reinforce High Wycombe through transformer and circuit upgrades or alternative supply from neighbouring GSPs, with load transfers to manage capacity.	CV1 - Primary Reinforcement
Drayton BSP 132/33kV Transformers.	132/33	2030	Reinforce Drayton BSP through transformer upgrades or additional capacity, supported by flexibility solutions.	CV1 - Primary Reinforcement
Headington BSP 132/33kV Transformers.	132/33	2030	Reinforce Headington BSP through transformer upgrades, new infrastructure or load transfers to manage N-1 constraints.	CV1 - Primary Reinforcement
Wootton Road PSS 33/11kV Transformers.	33/11	2030	Reinforce Wootton Road PSS through transformer and circuit upgrades, or a new primary substation with 11kV load transfers from the existing network to the new primary substation.	CV1 - Primary Reinforcement
Deddington PSS 33/11kV Transformers.	33/11	2030	Reinforce Deddington PSS through transformer upgrades.	CV1 - Primary Reinforcement
Winsmore Lane PSS 33/11kV Transformers.	33/11	2030	Reinforce Winsmore Lane PSS through transformer and circuit upgrades or development of a new primary substation.	CV1 - Primary Reinforcement
North Hinksey PSS 33/11kV Transformers.	33/11	2030	Reinforce North Hinksey PSS through transformer upgrades to address capacity constraints.	CV1 - Primary Reinforcement
33kV circuits Oxford BSP to Wootton Road PSS and Kennington PSS.	33	2030	Reinforce Oxford–Wootton Road–Kennington 33kV network through conductor upgrades or new dedicated circuits.	CV1 - Primary Reinforcement



Grove PSS and Wantage PSS 33kV circuits.	33	2035	Reinforce Grove and Wantage circuits through upgrades or network reconfiguration to improve capacity.	CV1 - Primary Reinforcement
Witney BSP 33kV circuit ring (Windrush Park PSS – Burford PSS – Rissington PSS – Leaffield PSS).	33	2030	Reinforce the Witney 33kV ring through circuit upgrades and reconfiguration to support demand to 2050.	CV1 - Primary Reinforcement
Leaffield PSS 33/11kV Transformers.	33/11	2030	Reinforce Leaffield PSS through transformer upgrades.	CV1 - Primary Reinforcement
Milton 33kV supply circuits (and later Milton transformers).	33	2030	Reinforce Milton supply through asset upgrades or a new primary substation to support data centre-driven demand growth.	CV1 - Primary Reinforcement
Yarnton BSP 33kV ring (Woodstock PSS – Kiddington PSS – Charlbury PSS – Chipping Norton PSS – Bleddington PSS – Leaffield PSS).	33	2030	Reinforce the Yarnton 33kV ring through circuit upgrades or network splitting, subject to detailed optioneering.	CV1 - Primary Reinforcement
Cowley GSP to Culham PSS 132kV circuits.	132	2035	Reinforce Cowley–Culham circuits through upgrades, additional circuits or reconfiguration of supply.	CV1 - Primary Reinforcement
Fryers Lane PSS 33/11kV Transformers	33/11	2035	Reinforce Fryers Lane PSS through transformer upgrades and potential load transfers.	CV1 - Primary Reinforcement



(and later circuits).				
Fyfield PSS 33/11kV Transformers.	33/11	2035	Reinforce Fyfield PSS through transformer upgrades.	CV1 - Primary Reinforcement
Standlake PSS 33kV supply circuit.	33	2035	Reinforce Standlake supply through circuit upgrades or additional circuits to improve capacity and resilience.	CV1 - Primary Reinforcement
Drayton BSP to Winsmore Lane PSS 33kV circuits.	33	2035	Reinforce Drayton–Winsmore Lane circuits through upgrades to address capacity constraints.	CV1 - Primary Reinforcement
Union Street PSS 33/11kV Transformers.	33/11	2040	Reinforce Union Street PSS through transformer upgrades and potential load transfers.	CV1 - Primary Reinforcement
Yarnton BSP to Eynsham PSS 33kV circuits (backfeed that is in-service under N-1 conditions).	33	2035	Reinforce Yarnton–Eynsham circuits through upgrades or additional circuits to improve resilience.	CV1 - Primary Reinforcement

Table P2.15 Cowley GSP reinforcement projects in detailed development and delivery

Network Area	Primary/Secondary Voltage (kV)	Existing Capacity (MVA)	Updated Capacity (MVA)	Released Capacity (MVA)	Forecast Completion Date	Published DNOA	Project Description	Driver
Bicester to Upper Heyford 33 kV rutter poles	33	N/A	N/A	0	Oct-26	N	Replace existing OHL with new 33kV cable sections between Bicester and Upper Heyford.	CV1 - Primary Reinforcement



Cowley Local to Berinsfield - 33kV – circuit.	33	-	-	-	Oct-26	Y	Install 11.2km 33kV cable (30MVA) from Cowley Local to Berinsfield and reconfigure existing circuits.	V3 - Connections
Cowley Local PSS 33/11kV Transformers	33/11	-	-	-	Jul-26	Y	Replace 3×7.5/15MVA transformers at Cowley Local with 20/40MVA units.	V3 - Connections
Headington 132kV	132	-	-	-	Aug-26	N/A	Reconfigure the 132kV network to supply Headington via two dedicated circuits from Cowley GSP.	V3 - Connections
Wheatley 33kV Circuits and Transformers	33	14.25	38	N/A	Sep-26	N	Upgrade Wheatley Primary transformers to 15/30MVA and reinforce feeders to increase capacity.	CV1 - Primary Reinforcement
Drayton - Culham 132kV Network	132	-	-	-	Dec-27	N/A	Install 2×7.71km 132kV OHL (248.1MVA) between Drayton and Culham tee.	V3 - Connections
132/11kV Transformer reinforcement Culham	132/11	-	-	-	Mar-27	N/A	Replace Culham transformers with 20/40MVA units and uprate interconnecting circuit to ≥40MVA.	V3 - Connections
New PSS including circuits to Cowley Local and 33kV Circuit Breakets	33/11	-	-	-	Jun-27	N/A	Build Science Park Primary with 2×12/24MVA transformers and	V3 - Connections



							install 3.6km dual 33kV cable to Cowley Local.	
Yarnton BSP & Lovelace Road PSS	132/33/11		-	-	Dec-27	N/A	Upgrade Yarnton BSP with a third 120MVA transformer and GIS (11 Circuit Breakers, 40kA break/100kA make ratings); add 15/30MVA transformer at Lovelace Road.	V3 - Connections
Witney 132kV Network	132	114.31	228.62	N/A	Apr-28	Y	Install a third 90MVA transformer at Witney BSP and reinforce OHL (29.2km + 0.74km).	CV1 - Primary Reinforcement
Cowley Local 132kV Network	132	115.2	230.4	N/A	Oct-29	Y	Install a fifth 90MVA transformer, associated CBs, and a third 132kV circuit.	CV1 - Primary Reinforcement
Yarnton 33kV Network	132/33	115	120	N/A	Nov-29	N	Reinforce 14.7km of 33kV cable between Cowley and Yarnton and install new 132kV/33kV Circuit Breakers.	CV1 - Primary Reinforcement
Standlake PSS 33/11kV Transformers	33/11	-	-	-	Jan-27	N/A	Replace 5MVA transformers with 7.5/15MVA units.	V3 - Connections
33kV - Circuit Cowley Local BSP to Berinsfield PSS	33	-	-	-	Jul-26	N/A	Install 11.2km 33kV cable (30MVA) from	V3 - Connections



							Cowley Local BSP to Berinsfield PSS with new feeder Circuit Breakers.	
Harwell South Transformer Reinforcement	132/11	-	-	-	Dec-30	N/A	Replace 15/30MVA transformers with 20/40MVA units and upgrade CBs ($\geq 2000A$).	V3 - Connections
Osney 132kV circuit and 132/33kV Transformer	132	71.45	142.89	N/A	Dec-30	Y	Install a third 132kV circuit between Cowley GSP and Osney BSP and add a 90MVA transformer at Osney BSP.	CV1 - Primary Reinforcement
Drayton BSP to Fulscot PSS 33kV circuit	33	0	0	N/A	Dec-30	N	Reinforce 33kV circuits between Drayton and Fulscot to release 15.9MVA capacity.	CV1 - Primary Reinforcement
Rose Hill 33kV network	33/11	25.6	51.2	N/A	Apr-27	Y	Upgrade Rosehill transformers to 40MVA, replace 11kV CBs, and reinforce 33kV cables to release 21.3MVA.	CV3 - Fault Level Reinforcement
Stokenchurch, Watlington and Chisbridge 33kV network	33/11	9.6	14.25	N/A	Nov-30	N	Reinforce 33kV cables (11.2km + 1.71km) and upgrade Watlington transformers to 15/30MVA.	CV1 - Primary Reinforcement
Yarnton - Headington 132kV Reinforcement	132	-	-	-	Dec-26	N/A	Reinforce 2 x 2.4km 132kV circuit sections	V3 - Connections



							between Yarnton and Headington to 132kV 1200mm ² 1c Al XLPE (LTDS Nodes: 14040-17002 ,13992-26310)	
Yarnton BSP 132/33kV Transformer	132/33	-	-		Oct-26	N/A	Upgrade existing 132/33kV Transformers to 120MVA (LTDS Nodes: 17005 / 26310)	V3 - Connections
Stokenchurch PSS 33/11kV Transformers	33/11	-	-	-	Dec-26	N/A	Upgrade existing 33/11kV Transformers to 7.5/15MVA (LTDS Node: 86103)	V3 - Connections
Cowley GSP 132kV Switchboard	132	N/A	N/A	N/A	May-31	Y	Upgrade existing 132kV switchboard due to fault level issues (LTDS Node: 14015)	CV3 - Fault Level Reinforcement
Grove PSS 33/11kV Transformer	33/11	11.6	28.5	N/A	Nov-27	N	Upgrade of existing Grove 33/11kV Transformers to 15/30MVA (LTDS Node: 85904).	CV1 - Primary Reinforcement
Berinsfield and Wallingford 33kV Network	33/11	23.8	38	N/A	Jun-31	Y	Upgrade Berinsfield 33/11kV transformers to 20/40MVA and Wallingford 33/11kV transformers to 15/30MVA. Reinforce the 33kV circuit	CV1 - Primary Reinforcement



							between Osney BSP and Berinsfield PSS.	
Deddington PSS 33/11kV Transformer	33/11	N/A	N/A	N/A	Jan-29	N/A	Increase Health index - No change in capacity (LTDS Node: 14530)	CV7 - Asset Replacement

Ealing

Legend:

- GSP Supply Area
- 132 kV Circuits
- 66 kV Circuits
- 33 kV Circuits
- 22 kV Circuits
- Grid Supply Point
- Bulk Supply Point
- Primary Substation

© OpenMapTiles

Ealing GSP Information

This GSP supplies the following BSPs:

- Ealing (D)

Primaries directly connected to the GSP are:

- Boston Manor
- Bridge Road
- Copley Dene
- Ealing
- Ironbridge
- Southfield Road

Ealing GSP is located within the Thames Valley region of the SEPD licence area and currently supplies approximately 151,676 customers.

Table P2.16 Ealing GSP reinforcement projects in initial development



Substation Name	Primary/Secondary Voltage (kV)	Forecast Need Date	Project Description	Driver
Ironbridge PSS 66/11kV Transformer	66/11	2031	Replace Ironbridge transformers with higher-capacity units and upgrade switchgear, with potential circuit reinforcement to support increased capacity.	CV1 - Primary Reinforcement
Ealing 22kV to Brentford 22kV UG Cable.	22	2028	Reinforce or replace the Ealing–Brentford 22kV network with 66kV connections in line with long-term network strategy.	CV1 - Primary Reinforcement

Table P2.17 Ealing GSP reinforcement projects in detailed development and delivery

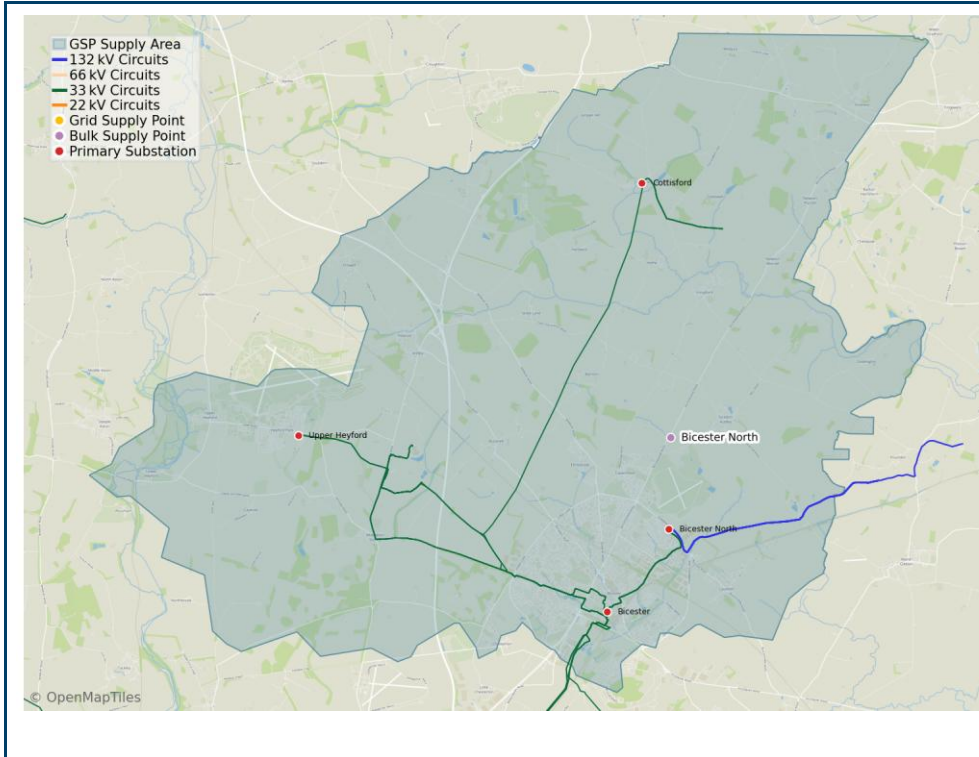
Network Area	Primary/Secondary Voltage (kV)	Existing Capacity (MVA)	Updated Capacity (MVA)	Released Capacity (MVA)	Forecast Completion Date	Published DNOA	Project Description	Driver
Southfield Road PSS 66/11kV Transformers	66/11	51.2	66.3	N/A	Aug-27	N	Upgrade Southfield Road Primary transformers from 2×40MVA to 60MVA units to increase firm capacity.	CV1 - Primary Reinforcement
Ealing PSS	66/11	-	-	-	Dec-26	Y	Replace 3×20MVA 66/11kV transformers at Ealing with 40MVA units.	V3 - Connections
Boston Manor 66/11kV Transformers	66/11	-	-	-	Mar-28	N/A	Replace 2×40MVA transformers with 2×60MVA 3-winding units (2000A, 25/62.5kA).	V3 - Connections
Harvard Lane PSS 22/11kV Transformers	66/11	23.75	74.75	N/A	Jun-28	Y	Replace existing transformers at Harvard Lane with 2×80MVA units.	CV1 - Primary Reinforcement
Bridge Road PSS 66/11kV Transformers	66/11	76.21	152.4	N/A	Sep-29	Y	Replace 3×20/40MVA 66/11kV transformers with 80MVA units and	CV1 - Primary Reinforcement



							upgrade switchgear (2000A, 25/62.5kA).	
Copley Dene PSS 66/11kV Transformers	66/11	35.625	76.2	N/A	Apr-29	N	Replace 2×30/37.5MVA transformers at Copley Dene with 80MVA units and upgrade switchgear (2000A, 25/62.5kA).	CV1 - Primary Reinforcement



East Claydon



East Claydon GSP Information

This GSP supplies the following BSPs:

- Bicester North

East Claydon GSP is located within the Thames Valley region of the SEPD licence area and currently supplies approximately 20,719 customers.

Table P2.18 East Claydon GSP reinforcement projects in initial development

Substation Name	Primary/Secondary Voltage (kV)	Forecast Need Date	Project Description	Driver
Bicester PSS transformers	33	2030	Circuits and transformers at Bicester PSS are expected to become overloaded. Options include reinforcement, load transfer to Bicester North PSS, or a new primary substation.	CV1 - Primary Reinforcement
Bicester North BSP to Bicester PSS circuits	33	2030		CV1 - Primary Reinforcement



Cottisford PSS transformers.	33	2030	Cottisford PSS is expected to face capacity constraints. Options include transformer reinforcement, adding a 33kV feeder, or load transfer to Bicester North PSS.	CV1 - Primary Reinforcement
Upper Heyford PSS transformers.	33	2030	Upper Heyford PSS is expected to face capacity constraints. Options include transformer upgrading or load transfer to Bicester or Kidlington PSS.	CV1 - Primary Reinforcement

Table P2.19 East Claydon GSP reinforcement projects in detailed development and delivery

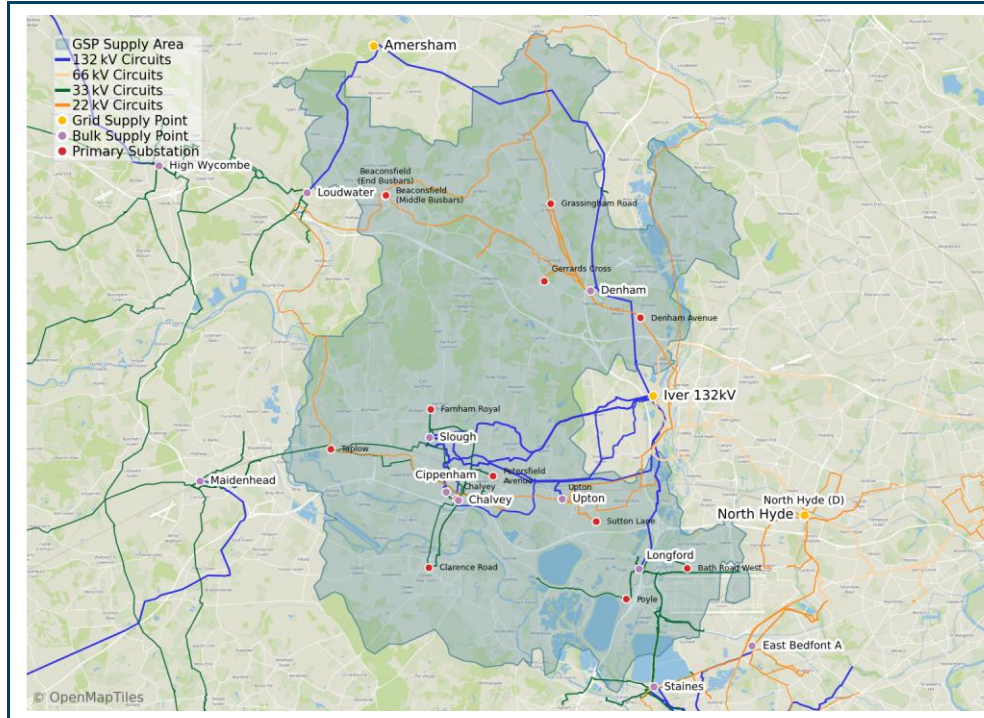
Network Area	Primary/Secondary Voltage (kV)	Existing Capacity (MVA)	Updated Capacity (MVA)	Released Capacity (MVA)	Forecast Completion Date	Published DNOA	Project Description	Driver
Bicester / Upper Heyford - 33kV Circuit Reinforcement	33	-	-	-	Jun-31	N/A	Cut the existing Bicester Primary to Upper Heyford Primary 33kV circuit, connecting the two now isolated circuit sections to Bicester BSP	V3 - Connections
Bicester North BSP - 132kV Circuit Reinforcement	132	-	-	-	Jan-38	N/A	Reinforce section of the existing 132kV East Claydon GSP to Bicester North BSP circuit 1	V3 - Connections
Bicester North BSP - Transformer Replacement	132/33	114.312	120	N/A	Mar-28	N/A	Replace the existing 90MVA transformers with 120MVA units	V3 - Connections
Bicester North BSP & Bicester North Primary Reinforcement	132/33 and 33/11	28.35	57	N/A	Dec-37	N/A	Install 1 x 132kV outdoor Circuit Breaker at East Claydon and install 1 x 132kV underground circuit from East	V3 - Connections



							Claydon to Bicester North.	
--	--	--	--	--	--	--	----------------------------	--



Iver 132kV



Iver 132kV GSP Information

This GSP supplies the following BSPs:

- Chalvey
- Cippenham
- Denham
- Longford
- Slough
- Upton

Iver 132kV GSP is located within the Thames Valley region of the SEPD licence area and currently supplies approximately 134,912 customers.

Table P2.20 Iver 132kV GSP reinforcement projects in initial development

Network Area	Primary/Secondary Voltage (kV)	Forecast Need Date	Project Description	Driver
Farnham Royal PSS 33/11kV Transformers	33/11	2030	Reinforce the Farnham Royal–Poyle area through new primary substations, circuit upgrades or transformer reinforcement to manage future constraints.	CV1 - Primary Reinforcement
Slough to Farnham Royal 33kV circuit	33/11	2030		CV1 - Primary Reinforcement



Clarence Road PSS 33/11kV Transformers	33/11	2035	Reinforce Clarence Road and surrounding network through transformer upgrades with load transfers through the 11kV network to balance load growth across sites.	CV1 - Primary Reinforcement
Cippenham to Clarence Road 33kV circuit	33	2035	Reinforce the Cippenham–Clarence Road network through circuit upgrades, additional circuits or new substations with load transfers through the 11kV network to balance load growth across sites.	CV1 - Primary Reinforcement
Longford to Poyle 33kV circuit	33	2035	Reinforce the Longford–Poyle network through circuit upgrades, additional circuits or new substations with load transfers through the 11kV network to balance load growth across sites.	CV1 - Primary Reinforcement
Poyle PSS 33/11kV Transformers	33/11	2035	Reinforce Poyle BSP through transformer and circuit upgrades or load transfers to nearby BSPs to manage capacity constraints.	CV1 - Primary Reinforcement
Petersfield Avenue PSS 33/11kV Transformers	33/11	2035	Reinforce Petersfield Avenue and downstream network through transformer upgrades, voltage rationalisation or load transfers to transfer capacity.	CV1 - Primary Reinforcement
Longford to Bath Road West 33kV circuit	33	2035		CV1 - Primary Reinforcement
Slough to Taplow 33kV circuit	33	2035		CV1 - Primary Reinforcement



Chalvey BSP 132/33kV Transformers	132/33	2035		CV1 - Primary Reinforcement
Upton PSS 22/11kV Transformers	22/11	2035		CV1 - Primary Reinforcement

Table P2.21 Iver 132kV GSP reinforcement projects in detailed development and delivery

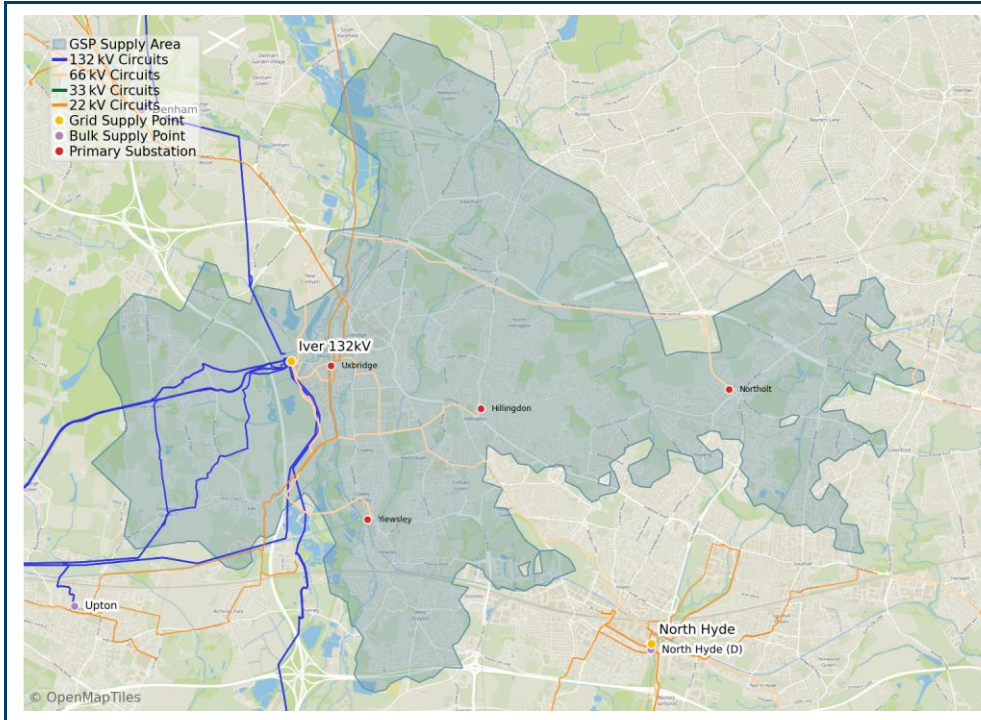
Network Area	Primary/Secondary Voltage (kV)	Existing Capacity (MVA)	Updated Capacity (MVA)	Released Capacity (MVA)	Forecast Completion Date	Published DNOA	Project Description	Driver
New Chippenham B BSP (name TBC)	132/33	0	115.2	N/A	Sep-31	N	Establish a new BSP at Chippenham via 2×132kV circuits from Iver and 2×90MVA transformers, transferring Petersfield PSS and Herschel Street PSS.	CV1 - Primary Reinforcement
Chippenham - Sutton Benger 33 kV circuit	33	-	-	-	Oct-27	N	Reinforce the 33kV network between Chippenham and Sutton Benger through cable works, overhead line clearance and asset upgrades.	CV22 - Environmental Reporting
Denham 132kV Circuit	132	N/A	N/A	62	Mar-28	N	Reinforce 0.27km of 132kV circuit between Iver and Denham to increase capacity.	CV1 - Primary Reinforcement
New Denham BSP	132/33	0	115.2	N/A	Mar-30	N	Establish a new Denham BSP with 2×90MVA transformers and new 132kV busbar, transferring connected primaries.	CV1 - Primary Reinforcement
Beaconsfield PSS	33	12.8	38	N/A	Dec-30	N	Transfer supply of Beaconsfield PSS to Loudwater BSP. Installation of new 33kV circuits and	CV1 - Primary Reinforcement



							two 33/11/6.6kV dual ratio transformers.	
Slough - Slough South - Cippenham 132kV network	132	114.31	228.62	N/A	Mar-30	Y	Reconfigure the Slough–Cippenham 132kV network, adding a third circuit and a third 90MVA transformer at Slough BSP.	CV1 - Primary Reinforcement
Denham Avenue PSS	22/6.6	12.8	38	N/A	Mar-31	N	Upgrade Denham Avenue Primary to 2×40MVA transformers and install a 2.5km 33kV dual circuit to the new BSP.	CV1 - Primary Reinforcement
Chalvey/Upton 132kV Network and Herschel Street Primary	132 and 33/11	-	-	-	Mar-30	Y	Establish a new 132kV switching station (Chalvey–Upton) with a 6km circuit from Iver and associated 40kA break /100kA make rated circuit breakers.	V3 - Connections
Gerrards Cross Primary Substation	22/6.6	11.88	38	N/A	Mar-31	N	Upgrade Gerrards Cross PSS to 2×40MVA rated transformers and install 2×2.5km 33kV circuits to the new BSP.	CV1 - Primary Reinforcement
Iver 132 kV Fault Level	132	N/A	N/A	N/A	Oct-27	N	Install a 132kV GIS busbar at Iver (2500A, 40kA break/100kA make rated).	CV3 - Fault Level Reinforcement
Longford BSP 132/33kV Reinforcement	132/33	114	120	N/A	Mar-28	N	Replace existing assets at Longford BSP with 2×120MVA transformers and new 33kV switchgear, including a 1km dual circuit to Bath Road West.	-
Denham BSPTransformers	132/22	115.2	133.76	N/A	Dec-28	N/A	Upgrade 22.5/45MVA transformers to 60MVA units at Denham.	CV7 - Asset Replacement



Iver 66kV



Iver 66kV GSP Information

This GSP supplies the following primary substations:

- Northolt
- Hillingdon
- Uxbridge
- Yiewsley

Iver 66kV GSP is located within the Thames Valley region of the SEPD licence area, supplying approximately 75,829 customers.

Table P2.22 Iver 66kV GSP reinforcement projects in initial development

Network Area	Primary/Secondary Voltage (kV)	Forecast Need Date	Project Description	Driver
Hillingdon PSS 66/11kV Transformers	66/11	2030	Address transformer overloading at Hillingdon Primary through either upgrading to 80MVA units, installing a third transformer with new 66kV busbar, or establishing a new primary substation	CV1 - Primary Reinforcement



			(e.g. Moat Farm) to accommodate long-term demand growth.	
Yiewsley PSS 66/11kV Transformers	66/11	2035	Due to site constraints at Northolt, there is a requirement to establish a new primary substation (e.g. Moat Farm or alternative site) to accommodate future demand growth.	CV1 - Primary Reinforcement
Iver 66kV to Northolt PSS 66kV circuit	66/11	2035	Reinforce the 66kV circuit between Iver and Northolt (approx. 20km) or install a third circuit with new 66kV busbar to address forecast overloading and support future capacity requirements.	CV1 - Primary Reinforcement

Table P2.23 Iver 66kV GSP reinforcement projects in detailed development and delivery

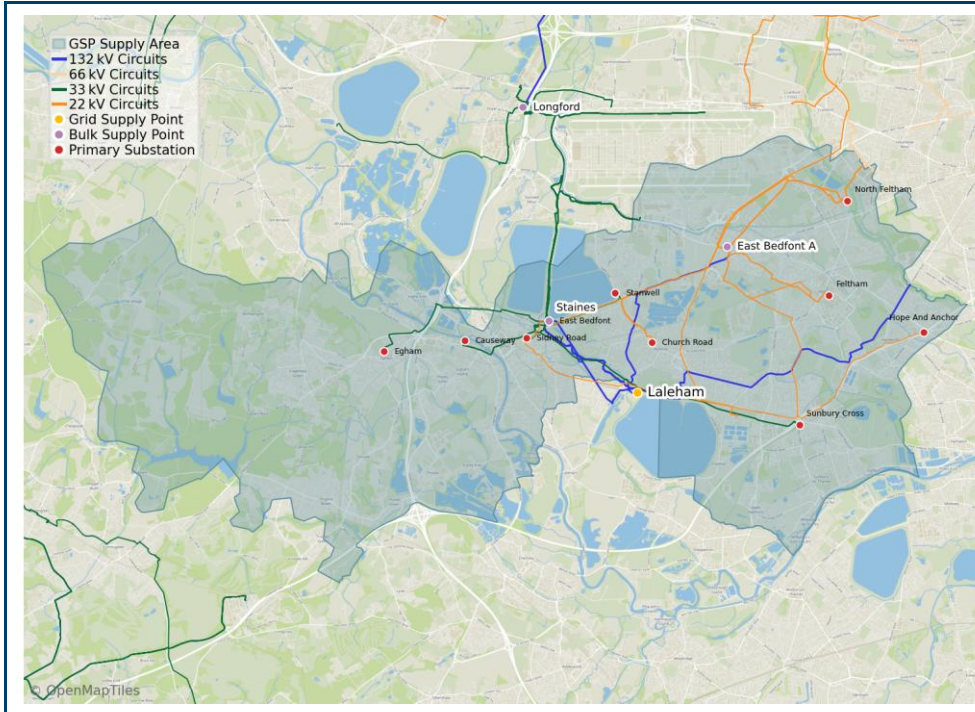
Network Area	Primary/Secondary Voltage (kV)	Existing Capacity (MVA)	Updated Capacity (MVA)	Released Capacity (MVA)	Forecast Completion Date	Published DNOA	Project Description	Driver
Northolt PSS 66/11kV Transformers	66/11	-	-	-	Apr-28	N/A	Replace twin 40MVA transformers with 2x80MVA CMR three-winding transformers (LTDS Nodes: 91004 & 91005). Also replace 11kV switchboard to match transformer configuration and solve fault level issue. All CBs 25/62.5kA fault break/make rated.	V3 - Connections
Uxbridge PSS 66/11kV	66/11	71.68	102.4	N/A	Mar-28	N	Reinforcement of the three existing 66/11kV transformers	CV1 - Primary Reinforcement



							to higher rated 40MVA units (LTDS Nodes: 91008 & 91009 & 91010).	
--	--	--	--	--	--	--	--	--



Laleham



Laleham GSP Information

This GSP supplies the following BSPs:

- East Bedfont A
- Staines

Primaries directly connected to the GSP are:

- East Bedfont 11

Laleham GSP is located within the Thames Valley region of the SEPD licence area and currently supplies approximately 80,444 customers.

Table P2.24 Laleham GSP reinforcement projects in initial development

Substation Name	Primary/Secondary Voltage (kV)	Forecast Need Date	Project Description	Driver
North Feltham PSS 22/11kV Transformers	22/11	2026	Reinforce North Feltham PSS through transformer upgrades in the short term, with longer-term transition to 33kV supply via a new BSP.	CV1 - Primary Reinforcement
Church Road PSS 22/11kV Transformers	22/11	2029	Reinforce Church Road PSS through transformer upgrades, with potential deferral and transition to 33kV supply via a new BSP.	CV1 - Primary Reinforcement



Staines BSP to Stanwell PSS 33kV circuits	33	2030	Reinforce Staines–Stanwell circuits to support future transformer upgrades and demand growth.	CV1 - Primary Reinforcement
East Bedfont BSP 132/22kV Transformers	132/22	2035	Reinforce East Bedfont BSP through a new BSP or transformer and circuit upgrades, with potential transition from 22kV to 33kV to improve capacity and resilience.	CV1 - Primary Reinforcement
Laleham GSP to East Bedfont BSP 132kV circuits	132	2031		CV1 - Primary Reinforcement
East Bedfont BSP to North Feltham PSS 22kV circuits	22	2031	Reinforce East Bedfont–North Feltham circuits to align with transformer upgrades and enable future transition to 33kV supply.	CV1 - Primary Reinforcement
East Bedfont BSP to Church Road PSS 22kV circuits	22	2032	Reinforce East Bedfont–Church Road circuits to align with transformer upgrades and enable future transition to 33kV supply.	CV1 - Primary Reinforcement
Staines BSP to Sunbury Cross PSS 33kV circuits	33	2032	Reinforce Staines–Sunbury Cross circuits or enable load transfers through a new primary substation to manage demand growth.	CV1 - Primary Reinforcement

Table P2.25 Laleham GSP reinforcement projects in detailed development and delivery

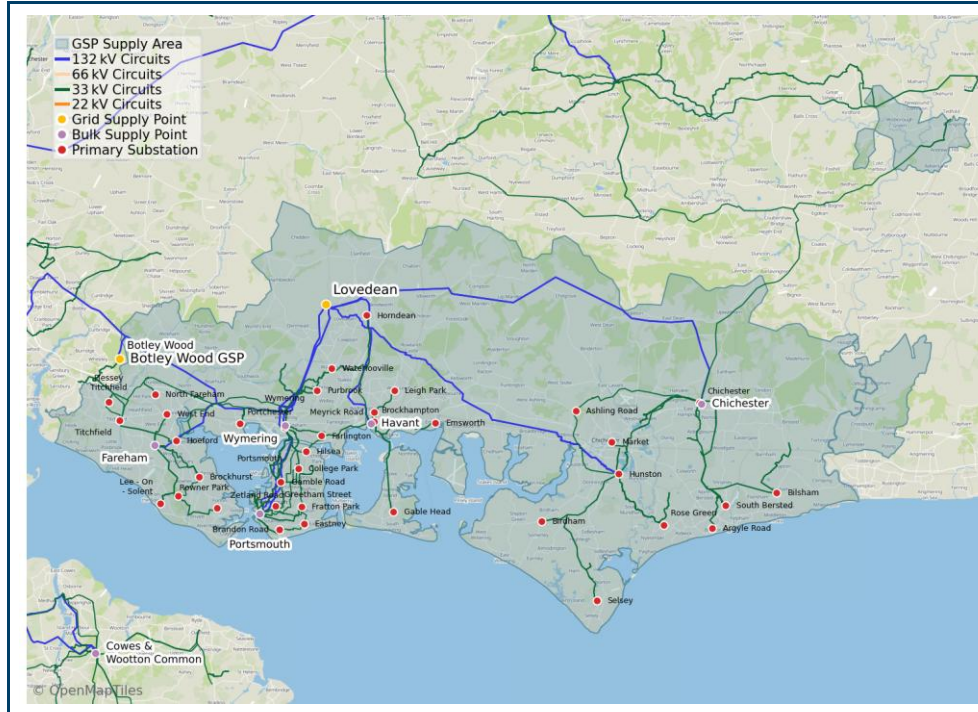
Network Area	Primary/Secondary Voltage (kV)	Existing Capacity (MVA)	Updated Capacity (MVA)	Released Capacity (MVA)	Forecast Completion Date	Published DNOA	Project Description	Driver
East Bedfont B Transformer	132/11	-	-	-	Aug-26	Y	Replace the existing 20MVA transformer with a 20/40MVA unit to match the other existing unit.	V3 - Connections
Egham 33/11 kV Transformers	33/11	28.5	57	N/A	Mar-29	Y	Install an additional 15/30MVA transformer to increase the substation firm capacity at Egham	CV1 - Primary Reinforcement



							primary (LTDS Node: 86515).	
East Bedfont 132/33kV Transformers	132/22	60	76	N/A	Feb-28	Y	Reinforcement of the existing transformers with dual ratio 132/33/22kV 90MVA units (LTDS Node: 14940), enabling removal of the non-standard 22kV voltage level in future.	CV1 - Primary Reinforcement
Staines 132/33kV BSP	132/33	115.2	230.4	N/A	Dec-31	N	Establish a new 132kV double busbar and add a 3rd 90MVA transformer at Staines.	CV1 - Primary Reinforcement



Lovedean



Lovedean GSP Information

This GSP supplies the following BSPs:

- Chichester & Hunston
- Fareham
- Fort Widley
- Havant
- Portsmouth
- Wymering

Lovedean GSP is located within the Southeast region of the SEPD licence area and currently supplies approximately 351,268 customers.

Table P2.26 Lovedean GSP reinforcement projects in initial development

Substation Name	Primary/Secondary Voltage (kV)	Forecast Need Date	Project Description	Driver
Chichester BSP to Shripney switching station 33kV circuits.	33	2035	Reinforce the Chichester–Shripney network through load transfers, new circuits or development of a new BSP to provide long-term capacity.	CV1 - Primary Reinforcement
Meyrick Road PSS 33/11kV Transformer	33/11	2035	Reinforce Meyrick Road PSS through transformer upgrades	CV1 - Primary Reinforcement



			and additional capacity to meet demand to 2050.	
Fareham Reserve to Rowner Park (via Brockhurst) 33kV circuit.	33	2035	Reinforce the Fareham–Rowner Park network through load transfers and circuit upgrades to support future demand.	CV1 - Primary Reinforcement
Gamble Road PSS 33/11kV Transformers.	33/11	2035	Reinforce Gamble Road PSS through transformer upgrades or a new primary substation to address wider area constraints.	CV1 - Primary Reinforcement
Zetland Road PSS 33/11kV Transformers.	33/11	2035	Reinforce Zetland Road PSS through transformer upgrades and potential circuit reinforcement to increase capacity.	CV1 - Primary Reinforcement
Havant BSP to Meyrick Road PSS 33kV circuit.	33	2035	Reinforce Havant–Meyrick Road circuits to enable future transformer upgrades and meet demand growth.	CV1 - Primary Reinforcement
Wymering BSP to Gamble Road 33kV circuit.	33	2035	Reinforce Wymering–Gamble Road circuits through upgrades, additional circuits or new primary substations.	CV1 - Primary Reinforcement
Fratton Park PSS 33/11kV Transformers.	33/11	2035	Reinforce Fratton Park PSS through load transfers, transformer upgrades or additional capacity and circuits.	CV1 - Primary Reinforcement
Lee-On-Solent PSS 33/11kV Transformers.	33/11	2035	Reinforce Lee-on-Solent PSS through transformer upgrades and future circuit reinforcement to meet demand to 2050.	CV1 - Primary Reinforcement
Portchester PSS 33/11kV Transformers.	33/11	2035	Reinforce Portchester PSS through transformer upgrades or development of a new primary	CV1 - Primary Reinforcement



			substation to address area constraints.	
Selsey PSS 33/11kV Transformers.	33/11	2035	Reinforce Selsey PSS through installation of an additional transformer to meet demand to 2050.	CV1 - Primary Reinforcement
Portsmouth BSP to Fratton Park PSS 33kV circuit.	33	2035	Reinforce Portsmouth–Fratton Park circuits through upgrades or additional circuits to increase capacity.	CV1 - Primary Reinforcement
33kV circuit to Lee-On-Solent PSS (tee off the Fareham reserve bar to Rowner Park 33kV circuit).	33	2035	Reinforce Lee-on-Solent supply circuits to support future transformer capacity.	CV1 - Primary Reinforcement
Lovedean GSP to Chichester BSP 132kV circuit.	132	2035	Reinforce Lovedean–Chichester 132kV network through circuit upgrades and development of Shripney BSP to improve capacity and resilience.	CV1 - Primary Reinforcement
Ashling Road PSS 33/11kV Transformers.	33/11	2035	Reinforce Ashling Road PSS through transformer upgrades or development of a new primary substation to meet future demand.	CV1 - Primary Reinforcement
Havant BSP to Gable Head PSS 33kV circuit.	33	2035	Reinforce Havant–Gable Head circuits through upgrades and additional circuits to meet resilience requirements.	CV1 - Primary Reinforcement
Portsmouth BSP to Brandon Road PSS 33kV circuit.	33	2035	Reinforce Portsmouth–Brandon Road circuits through upgrades, reconfiguration or additional circuits to improve capacity.	CV1 - Primary Reinforcement
Fareham Reserve 132/33kV Transformer.	132/33	2035	Reinforce Fareham BSP through busbar upgrades and additional circuits to increase transformer utilisation and capacity.	CV1 - Primary Reinforcement



Brandon Road PSS 33/11kV transformers.	33/11	2035	Reinforce Brandon Road PSS through transformer upgrades enabled by circuit reinforcement.	CV1 - Primary Reinforcement
Chichester PSS 33/11kV Transformers.	33/11	2035	Reinforce Chichester PSS through additional transformer capacity or load transfers to nearby substations.	CV1 - Primary Reinforcement
College Park PSS 33/11kV Transformers.	33/11	2035	Reinforce College Park PSS through transformer upgrades or development of a new primary substation to support area demand.	CV1 - Primary Reinforcement
Purbrook PSS 33/11kV Transformers.	33/11	2035	Reinforce Purbrook PSS through transformer upgrades or further site expansion and load transfers to meet future demand.	CV1 - Primary Reinforcement
Wymering PSS 33/11kV Transformers.	33/11	2035	Develop a new primary substation to support Wymering and surrounding area where existing upgrades are insufficient.	CV1 - Primary Reinforcement
Wymering BSP to Portchester PSS 33kV circuit.	33	2035	Relieve Wymering–Portchester circuit constraints through load transfers enabled by a new primary substation.	CV1 - Primary Reinforcement
Havant BSP 132/33kV Transformer.	132/33	2035	Reinforce Havant BSP through installation of an additional transformer and supporting circuit upgrades.	CV1 - Primary Reinforcement

Table P2.27 Lovedean GSP reinforcement projects in detailed development and delivery

Network Area	Primary/Secondary Voltage (kV)	Existing Capacity (MVA)	Updated Capacity (MVA)	Released Capacity (MVA)	Forecast Completion Date	Published DNOA	Project Description	Driver
North Fareham Reinforcement	33/11	-	-	-	Aug-29	N/A	Upgrade transformers to 20/40MVA and replace 11kV switchgear (25	V3 - Connections



							/62.5kA break/make ratings).	
Rose Green - 33kV Circuit 2 Reinforcement	33	-	-	-	Oct-37	N/A	Reinforce the 33kV circuit between Hunston and Rose Green.	V3 - Connections
Havant BSP Reinforcement	132	N/A	N/A	N/A	Apr-34	N	Replace oil-filled 132kV cables between Lovedean and Havant, add a third 132kV circuit and 90MVA transformer, and upgrade 33kV switchgear (31.5/78.8kA break/make ratings).	CV1 - Primary Reinforcement
Hilsea - 11kV Switchgear Replacement	11	N/A	N/A	N/A	Jun-27	N	Replace 33kV switchgear at Hilsea Primary (31.5/78.8kA break/make ratings).	CV3 - Fault Level Reinforcement
Chichester BSP - New Transformer & Load Transfer	132/33	96	114.3	N/A	Jun-27	Y	Establish new 132kV switchboard at Chichester BSP with a third 90MVA transformer, upgrade 33kV switchgear, and transfer Market Primary.	CV3 - Fault Level Reinforcement
Havant - Horndean / Waterlooville - Horndean Rutter pole replacement	33	N/A	N/A	30.3	Jul-26	N	Install a new 33kV circuit between Havant, Waterlooville and Horndean, and replace rutter poles.	CV1 - Primary Reinforcement
Chichester BSP network reinforcement	132/33	-	-	-	Dec-26	Y	Upgrade Chichester BSP transformer from 75MVA to 90MVA.	V3 - Connections
Shripney - Bilsham OHL rutter pole overlay	33	N/A	30.8	N/A	Jun-26	N	Install a new 33kV cable (9km) between Shripney and Bilsham to replace OHL.	CV1 - Primary Reinforcement
Hunston - Birdham 33kV Network Reinforcement	33/11	12.8	28.5	N/A	Feb-28	Y	Reinforce 6.4km dual 33kV OHL between Hunston and Birdham (770A, 44MVA).	CV1 - Primary Reinforcement



Horndean dual circuits, Waterlooville 33kV and Fort Widley 33kV reinforcements	33	N/A	N/A	30.3	Sep-28	Y	Install 8.04km 33kV dual circuit between Fort Widley and Horndean and upgrade switchgear at Waterlooville and Fort Widley (31.5/78kA).	CV1 - Primary Reinforcement
Hunston - Selsey 33kV reinforcement	33	N/A	N/A	44	May-28	Y	33kV OHL reinforcement Hunston 33kV to Selsey primary/ rutter pole replacement to release 44MVA circuit capacity. (LTDS Node: 22930)	CV1 - Primary Reinforcement
Chichester PSS Transformer reinforcement	11	N/A	N/A	15.1	Jul-28	Y	Install a new 40MVA transformer at Chichester primary, new 11kV circuit breaker 2000A rating. (LTDS Node: 13202)	CV1 - Primary Reinforcement
South Bersted PSS 33/11kV Transformer	33/11	0	0	N/A	Feb-27	Y	Replace two existing 20MVA transformers with 2x15/30MVA (LTDS Nodes; 22730 & 22731)	CV1 - Primary Reinforcement
Fareham - Hoeford 33kV circuit reinforcement	33	-	-	-	Jan-27	N/A	Reinforce the 33kV circuit between Fareham (LTDS Node: 15330) and Hoeford (LTDS Node: 87704) to increase network capacity and alleviate an outage issue	V3 - Connections
Lovedean GSP 132kV CBs reinforcement	132	N/A	N/A	N/A	Nov-30	N	Dismantle existing 17 outdoor circuit breakers and install 132kV indoor GIS double board with 18 CBs at Lovedean, fault level rating at least 40kA (LTDS Node: 16288)	CV3 - Fault Level Reinforcement



Emsworth PSS relocation	33/11	N/A	N/A	20	Sep-29	Y	Build a new primary substation and relocate Emsworth primary. Replace 2x10MVA transformer with 2x15/30MVA unit (LTDS Nodes: 87807 & 87808)	CV1 - Primary Reinforcement
Bilsham PSS reinforcement	33/11	30	60	N/A	Jun-28	N	Install a third 30MVA transformer, new 33kV switchgear and 11kV switchgear reinforcement in Bilsham PSS. (LTDS Node: 11531)	CV1 - Primary Reinforcement
Birdham PSS 33/11kV Transformers	33/11	13	28.5	N/A	Jul-29	Y	Reinforcement of the existing 2x10MVA transformers with 2x15/30MVA assets to increase the substation firm capacity at Birdham PSS (LTDS Node: 11650)	CV1 - Primary Reinforcement
Ashling Road PSS 33/11 kV Transformers	33/11	25.6	38.1	N/A	Apr-29	N	Upgrade Ashling Road Primary transformers to 2x20/40MVA and upgrade 11kV CBs ($\geq 2000A$).	CV1 - Primary Reinforcement
Hoeford PSS	33/11	19.2	47.7	N/A	Jan-31	N	Install a new 15/30MVA CER transformer at Hoeford PSS and reconfigure 11kV busbar (LTDS Node: 87704)	CV1 - Primary Reinforcement
Chalcraft Lane New 11kV reinforcement	33/11	N/A	N/A	38	Feb-30	N	Build a new primary substation with 2x20/40MVA transformers to accommodate some of the load growth at South Bersted primary.	CV1 - Primary Reinforcement



Lovedean 3 new 132kV circuits to Wymering 33kV, transfer from Fort Widley primary/Lovedean 132kV	132/33	N/A	N/A	281	Mar-32	N	Install three new 132kV circuits to Wymering 33kV (21468), transfer load from Fort Widley primary/ Lovedean 132kV, totally release 281MVA circuit capacity.	CV1 - Primary Reinforcement
Horndean PSS reinforcement	33/11	28.5	57	N/A	Dec-30	Y	Install a third 15/30MVA transformer in Horndean primary (LTDS Nodes: 87797)	CV1 - Primary Reinforcement
Brockhurst primary 3rd transformer and 3rd 33kV circuit reinforcement	33/11	28.5	57	N/A	Apr-31	N	Install a new 15/30MVA transformer and associated cable at Brockhurst PSS. (LTDS Nodes: 87739)	CV1 - Primary Reinforcement
Titchfield primary 2x transformer replacement and 33kV switchgear replacement	33/11	19.2	38.4	N/A	Apr-31	N	Replacement of existing 2x7.5/15MVA transformers with 2x15/30MVA units (LTDS Nodes: 87702 & 87703)	CV1 - Primary Reinforcement
Chichester BSP - 33kV Switchgear Replacement	33	-	-	-	Dec-26	Y	Replace 4 33kV circuit breakers - No change in ratings	V3 - Connections
Chichester - Shripney 33kV circuit reinforcement	33	N/A	N/A	N/A	Dec-31	Y	Reinforce the 33kV circuit between Chichester (LTDS Node: 13231) and Shripney (LTDS Node: 23430) to increase network capacity	CV1 - Primary Reinforcement
Fareham BSP 33kV Busbar Reinforcement	33	N/A	N/A	0	Oct-31	N	The Busbar will be an indoor GIS double busbar, with a Main and Reserve bar, each with three bus sections with a total of 25 CBs, 4 section CBs, 4 Transformer CBs, 2 Bus	CV1 - Primary Reinforcement



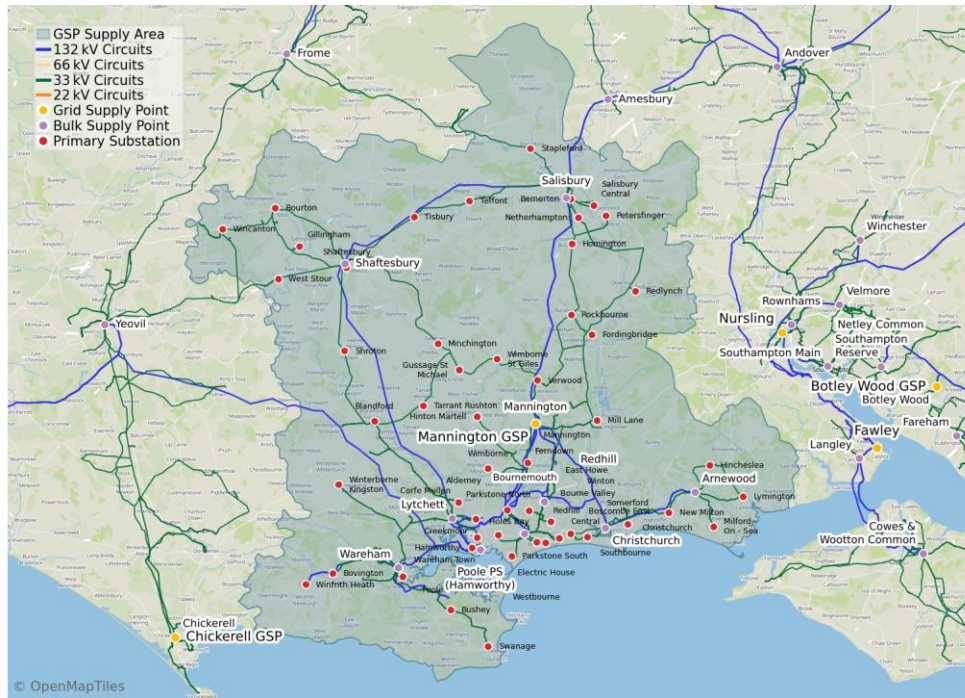
							coupler CBs and 15 Feeder CBs. Feeder CB continuous rating 1250A, break/make 31.5/79kA. Busbar and Transformer Circuit Breakers continuous rating 2200A, break/make 31.5/79kA. (LTDS Node: 15245)	
Portsmouth BSP reinforcement	132	114.75	205.2	N/A	Feb-30	Y	Install a third new 132kV 120MVA transformer and a third 132kV circuit between Portsmouth BSP (21370) and Fort Widley switching station. Release 90MVA under N-1 condition.	CV1 - Primary Reinforcement
Fort Widley - 132 kV transformer reinforcement	132	76.5	115.2	N/A	Jun-27	Y	132/33 kV transformer replacement from 2x60MVA to 2x90MVA in Fort Widley (16264 & 16195)	CV1 - Primary Reinforcement
Fort Widley - Fareham 132 kV fluid filled cable overlay	132	N/A	N/A	N/A	Sep-27	Y	Replace each of the two Fort Widley – Fareham (15391) consists of 2.04km of 132kV fluid filled cables (These cables run from bays A105 and A305 within Fort Widley (LTDS nodes:16264)	CV7 - Asset Replacement
Brockhampton 33/11kV Transformer Replacement - Brockhampton 33/11kV substation	33/11	N/A	N/A	N/A	Jul-27	N/A	Replace C1MT and C2MT 33kV transformers with two 15/30kVTransformers (LTDS nodes: 87811 & 87812)	CV7 - Asset Replacement



33kV Hunston - Bognor Bridge overlay	33	N/A	N/A	N/A	Mar-28	N/A	Undergrounding the section of the 2.5km 33kV overhead line within the lake on the 33 kV Hunston primary (LTDS node: 17551) – Bognor Bridge double circuit overhead line	CV7 - Asset Replacement
Wymering to St Albans 33kV cable reinforcement	33	N/A	N/A	N/A	Oct-26	N/A	Overlaying 33kV cable sections from Wymering to St Albans PSS (LTDS node: 26152).	CV7 - Asset Replacement



Mannington



Mannington GSP Information

This GSP supplies the following BSPs:

- Arnewood
- Bournemouth
- Christchurch
- Lytchett
- Mannington BSP
- Poole PS (Hamworthy)
- Redhill
- Salisbury
- Shaftesbury
- Wareham

Primaries directly connected to the GSP are:

- Winfrith Heath

Mannington GSP is located within the Wessex region of the SEPD licence area and currently supplies approximately 420,550 customers.



Table P2.28 Mannington GSP reinforcement projects in initial development

Substation Name	Primary/Secondary Voltage (kV)	Forecast Need Date	Project Description	Driver
Bournemouth – Mannington 132kV double circuits	132	2030	Reinforce the Bournemouth–Mannington 132kV network through circuit uprating or load transfers to neighbouring BSPs.	CV1 - Primary Reinforcement
Ferndown – Wimborne 33kV circuits	33	2033	Reinforce Ferndown–Wimborne and Fordingbridge network through circuit and transformer upgrades to address N-1 constraints and future demand.	CV1 - Primary Reinforcement
Fordingbridge – Mill Lane Ringwood circuits	-	2033	Reinforce Bourton, Gillingham and Shaftesbury network through circuit and transformer upgrades to meet demand to 2050.	CV1 - Primary Reinforcement
Fordingbridge 33/11kV Transformers	33/11	2036	Reinforce Fordingbridge PSS through additional transformer capacity or load transfers to nearby substations.	CV1 - Primary Reinforcement
Bourton 33/11kV Transformers	33/11	2028	Reinforce Bourton PSS through additional transformer capacity or load transfers to nearby substations.	CV1 - Primary Reinforcement
Shaftesbury 132/33kV BSP Transformers	132/33	2033	Reinforce Shaftesbury BSP and associated transformers through uprating or installation of	CV1 - Primary Reinforcement



			an additional transformer to increase capacity.	
Tisbury 33/11kV Transformers	33/11	2033	Reinforce Tisbury and Wincanton PSS through transformer upgrades or load transfers to meet demand to 2050.	CV1 - Primary Reinforcement
Wincanton 33/11kV Transformers	33/11	2033	Reinforce Wincanton PSS through additional transformer capacity or load transfers to nearby substations.	CV1 - Primary Reinforcement
Somerford 33/11kV Transformer 1	33/11	2029	Reinforce Somerford PSS through additional transformer capacity or load transfers to nearby substations.	CV1 - Primary Reinforcement
Somerford 33/11kV Transformer 2	33/11	2033	Reinforce Somerford PSS through additional transformer capacity or load transfers to nearby substations.	CV1 - Primary Reinforcement
Christchurch – Somerford 33kV circuits	33	2031	Christchurch and Somerford network through circuit and transformer upgrades to meet demand to 2050.	CV1 - Primary Reinforcement
Christchurch 33/11kV Transformers	33/11	2031	Reinforce Christchurch PSS through additional transformer capacity or load transfers to nearby substations.	CV1 - Primary Reinforcement
Christchurch 132/33kV BSP Transformers	132/33	2032	Reinforce Christchurch BSP through installation of an additional transformer or development of a new BSP to improve capacity and resilience.	CV1 - Primary Reinforcement



Southbourne 33/11kV Transformers	33/11	2035	Reinforce Southbourne and surrounding 33kV networks through transformer upgrades, circuit reinforcement or load transfers to meet future demand.	CV1 - Primary Reinforcement
Blandford – Corfe Mullen – Lytchett 33kV circuits	33	2035	Reinforce the Blandford–Corfe Mullen–Lytchett network through circuit upgrading to address N-1 constraints.	CV1 - Primary Reinforcement
Wareham – Wareham Town 33kV circuits	33	2035	Reinforce the Wareham and Swanage network through circuit upgrades and load transfers to address N-1 constraints and future demand.	CV1 - Primary Reinforcement
Salisbury 132/33kV BSP Transformer A3MT	132/33	2034	Reinforce Salisbury BSP through transformer upgrading, load transfers or full transformer upgrades to increase capacity and resilience.	CV1 - Primary Reinforcement
Milford on Sea 33/11kV Transformers	33/11	2033	Reinforce Milford on Sea PSS through transformer upgrades to meet demand to 2050.	CV1 - Primary Reinforcement
East Howe 33/11kV Transformers	33/11	2033	Reinforce East Howe PSS through additional transformer capacity or load transfers to nearby substations.	CV1 - Primary Reinforcement
East Howe – Redhill – Winton 33kV circuits	33	2034	Reinforce East Howe network through transformer and circuit upgrades, load transfers or development of a new primary substation.	CV1 - Primary Reinforcement



Bourne Valley 33/11kV Transformers	33/11	2028	Reinforce Bourne Valley PSS through additional transformer capacity or load transfers to nearby substations.	CV1 - Primary Reinforcement
Bournemouth – Bourne Valley 33kV circuits	33	2033	Reinforce Bourne Valley network through transformer and circuit upgrades, load transfers or development of a new primary substation.	CV1 - Primary Reinforcement
Bournemouth Central 33/11kV Transformers	33/11	2030	Reinforce Bournemouth Central PSS through additional transformer capacity or load transfers to nearby substations.	CV1 - Primary Reinforcement
Bournemouth – Central 33kV circuits	33	2033	Reinforce Central and Parkstone North network through transformer and circuit upgrades, load transfers or development of a new primary substation.	CV1 - Primary Reinforcement
Bournemouth – Parkstone North 33kV circuits	33	2033	Reinforce Parkstone North network through transformer and circuit upgrades, load transfers or development of a new primary substation.	CV1 - Primary Reinforcement
Bournemouth BSP 132/33kV Transformers	132/33	2035	Reinforce Bournemouth BSP through transformer upgrades, installation of an additional transformer or load transfers to neighbouring BSPs.	CV1 - Primary Reinforcement



Table P2.29 Mannington GSP reinforcement projects in detailed development and delivery

Network Area	Primary/Secondary Voltage (kV)	Existing Capacity (MVA)	Updated Capacity (MVA)	Released Capacity (MVA)	Forecast Completion Date	Published DNOA	Project Description	Driver
Bournemouth BSP Switchgear Replacement	33	-	-	-	Jun-27	N/A	Replace the 33kV board with 31.5kA break / 78.8kA make rated switchgear	V3 - Connections
Swanage PSS 33/11kV Transformers	33/11	12.8	38	N/A	Oct-27	N	Reinforcement of the existing 2x10MVA transformers with 20/40MVA CER assets to increase the substation firm capacity at Swanage primary (LTDS Node: 89614)	CV1 - Primary Reinforcement
Lytchett BSP	132/33	-	-	-	Dec-27	Y	Replace both existing transformers (65/90MVA and 45/90MVA) with 120MVA units	V3 - Connections
Arenwood BSP 3rd Transformer	132/33	68.59	137.17	N/A	Feb-30	N	Add a 3rd 60MVA transformer	CV1 - Primary Reinforcement
Salisbury BSP - 33kV Switchgear Replacement	33	N/A	N/A	0	Jul-28	Y	Replace the 33kV board with 31.5kA break / 78.8kA make switchgear	CV1 - Primary Reinforcement
Netherhampton Primary - New 33kV Circuits	33	N/A	N/A	10	Apr-28	Y	Remove Netherhampton PSS from the existing 33kV meshed network via 2 new 33kV circuits between Salisbury BSP and Netherhampton PSS.	CV1 - Primary Reinforcement
Petersfinger Primary - New 33kV Circuits	33	N/A	N/A	32.2	Apr-29	Y	Remove Petersfinger Primary from the existing 33kV meshed	CV1 - Primary Reinforcement



							network via 2 new 33kV circuits between Salisbury BSP and Netherhampton PSS.	
Christchurch BSP - New 132kV Circuits	132	N/A	N/A	198	Jul-32	N	Remove Christchurch BSP from the existing Arnewood - Christchurch - Redhill 132kV network via 2 new 132kV circuits between Mannington GSP and Christchurch BSP	CV1 - Primary Reinforcement
Lytchett 33kV Circuit Breakers	33	N/A	N/A	0	Aug-28	N	Replace the 33kV board with 31.5kA break / 78.8kA make switchgear	CV3 - Fault Level Reinforcement
Mannington GSP - 132kV Switchgear	132	N/A	N/A	0	Mar-32	N	Replace the 132kV board with 40kA break / 100kA make switchgear	CV3 - Fault Level Reinforcement
Wimborne PSS 33/11 kV Transformers	33/11	19.5	38	N/A	Jun-28	N	Reinforcement of the existing 2x15MVA transformers with 2x20/40MVA assets and 1250A isolators to increase the substation firm capacity at Wimborne PSS (LTDS Node: 89227)	CV1 - Primary Reinforcement
Shaftesbury BSP - New 132kV Circuits	132	N/A	N/A	252	Oct-31	Y	Remove Shaftesbury BSP from the existing Poole - Salisbury - Shaftesbury 132kV network via 2 new 132kV circuits between Mannington GSP and Christchurch BSP.	CV1 - Primary Reinforcement



Alderney PSS	33	-	-	-	Apr-27	Y	Reinforce the 33kV circuits between Bournemouth BSP and Alderney PSS. Replace both existing 15/22.5MVA transformers with 20/40MVA units and replace the 11kV board with 25kA break/62.5kA make switchgear.	V3 - Connections
Winton PSS 33/11kV Transformers	33/11	N/A	N/A	20	Dec-28	Y	Install 33 kV switch board at Winton PSS and transformer reinforcement (upgrade 2x20MVA transformers to 2x20/40MVA units).	CV1 - Primary Reinforcement
Arnewood BSP - 33kV Switchgear Replacement	33	-	-	-	Jun-27	N/A	Replace the 33kV board with 31.5kA break/78.8kA make switchgear.	V3 - Connections
Mill Lane to Fordingbridge 33kV Reinforcement	33	N/A	N/A	23	Nov-26	N	Reinforce section of the 33kV network between Mill Lane PSS and Fordingbridge PSS.	CV1 - Primary Reinforcement
Hamworthy BSP and Hamworthy PSS Asset Replacements	-	N/A	N/A	N/A	Jan-29	N/A	Increase Health Index - At Hamworthy BSP replace the 33kV board with 31.5kA break / 78.8kA make switchgear and at Hamworthy PSS replace the 10/13MVA transformer with a 15/30MVA unit.	CV7 - Asset Replacement
Wimborne - 11kV	11	N/A	N/A	N/A	Oct-27	N/A	Replace 11kV switchboard, rating	CV7 - Asset Replacement



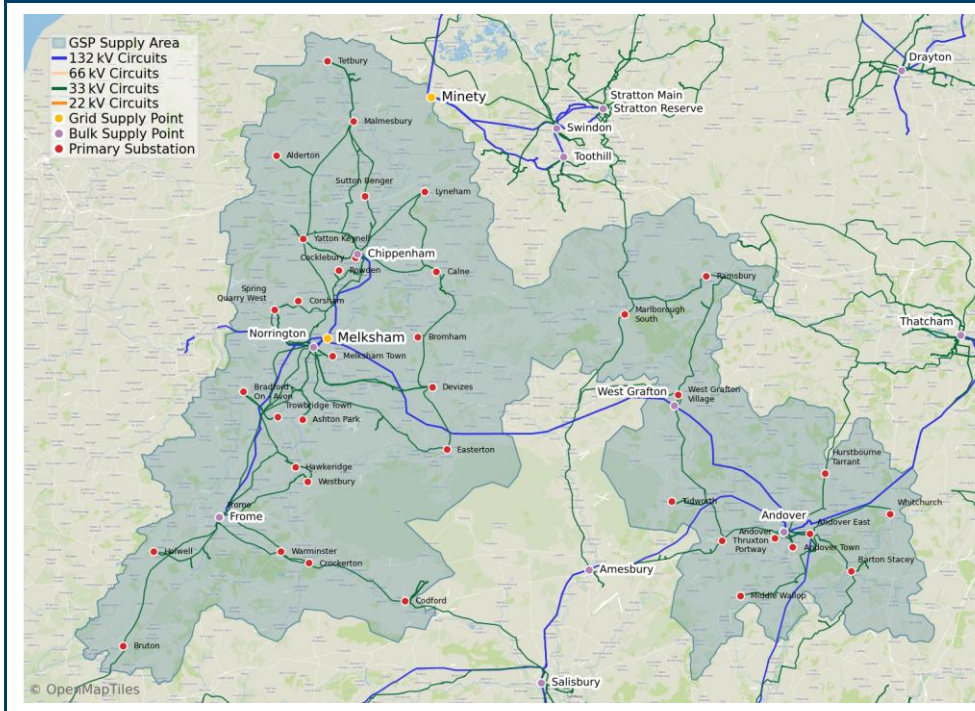
Switchboard replacement							25/62.5kA (break/make rating).	
Mannington 132/33kV BSP	132/33	N/A	N/A	N/A	Aug-26	N/A	Replace one transformer with a same rating the same rating unit (60MVA).	CV7 - Asset Replacement
Shaftesbury 132 kV switchgear replacement	132	N/A	N/A	N/A	Nov-26	Y	Increase Health Index - No change to ratings.	CV7 - Asset Replacement
Milford On Sea PSS 33/11kV Transformer & 33kV switchgear replacement	33/11	13	22.8	N/A	Jun-26	N/A	Replace 2x10MVA transformers with new 2x12/24MVA CER units, install 2 new 33kV circuit breakers.	CV7 - Asset Replacement
Arnewood 132/33kV substation replace grid transformers	132/33	N/A	N/A	N/A	Sep-27	N/A	Increase health index by replacing both transformers - no change to ratings (60MVA).	CV7 - Asset Replacement
Victoria Park - 33kV switchgear replacement	33	N/A	N/A	N/A	Sep-28	N/A	Increase Health Index.	CV7 - Asset Replacement
Winterborne Kingston - 11kV Switchgear Replacements	11	N/A	N/A	N/A	Oct-27	N/A	Increase Health Index - Replace the 11kV board with 25kA break / 62.5kA make switchgear.	CV7 - Asset Replacement
Wareham PSS 33/11kV - Transformer Replacement	33/11	N/A	N/A	N/A	Oct-27	N/A	Replace both 30MVA transformers with 45MVA units.	CV7 - Asset Replacement
Winterbourne Kingston PSS 33/11kV - Transformer Replacement	33/11	9.6	22.8	N/A	Mar-27	N/A	Replace 2 x 7.5MVA transformers with 2 x 12/24MVA CER units, install 2 new 33kV circuit breakers.	CV7 - Asset Replacement
Wareham Town PSS 33/11kV - Transformer Replacement	33/11	10.69	38	N/A	Oct-27	N/A	Replace existing transformers (11.25MVA) with new 20/40MVA rated	CV7 - Asset Replacement



							transformers and auxiliary transformers. Replace existing fault thrower arrangement with 2 33kV CBs (31.5kA break / 78.8kA make rated).	
Mill Lane 33kV switchgear & 33/11kV transformer replacement	33/11	28.5	38	N/A	Jun-28	N/A	Replace 2 x 15/30MVA transformers with 2 x 20/40MVA units, also replace 33kV circuit breaker.	CV7 - Asset Replacement
Mannington 132/33kV substation replace grid transformer	132/33	N/A	N/A	N/A	Oct-26	N/A	Increase Health Index by replacing one 60MVA transformer with a same-rating new unit.	CV7 - Asset Replacement
Winfrith Heath 132/11kV substation replace grid transformers	132/11	N/A	N/A	N/A	Sep-27	N/A	Increase health index by replacing two 15/30MVA transformers with same rating new units	CV7 - Asset Replacement
West Stour Transformer	-	N/A	N/A	N/A	Mar-28	N/A	Increase Asset Health - No change in capacity	CV7 - Asset Replacement
Poole PSS 33/11kV Transformers and 11kV Switchboard replacement	33/11	25.6	38	N/A	Dec-27	N/A	Increase Asset Health - Replace both 20MVA transformers with 20/40MVA units and replace the 11kV board with 25kA break/62.5kA make switchgear	CV7 - Asset Replacement



Melksham



Melksham GSP Information

This GSP supplies the following BSPs:

- Andover
- Chippenham
- Frome
- Norrington
- West Grafton

Melksham GSP is located within the Ridgeway region of the SEPD licence area and currently supplies approximately 220,151 customers.

Table P2.30 Melksham GSP reinforcement projects in initial development

Substation Name	Primary/Secondary Voltage (kV)	Forecast Need Date	Project Description	Driver
Chippenham BSP- 132kV circuits	132	2035	Reinforce Chippenham BSP and associated circuits through new 132kV circuits or 33kV network upgrades to address N-2 security issues.	CV1 - Primary Reinforcement



Andover East PSS circuit connected Andover BSP	33	2035	Reinforce Andover Town network through transformer and circuit upgrades to address N-1 constraints.	CV1 - Primary Reinforcement
Portway PSS transformers	33	2035	Reinforce Portway PSS through additional transformer capacity or load transfers to nearby substations.	CV1 - Primary Reinforcement
West Grafton BSP to West Grafton Village PSS circuits.	33	2035	Reinforce Thruxton and West Grafton network through transformer and circuit upgrades and load transfers to meet future demand.	CV1 - Primary Reinforcement
Calne PSS transformers and 33kV circuits	33	2035	Reinforce Chippenham and Calne network through coordinated circuit and transformer upgrades, including new circuits or load transfers.	CV1 - Primary Reinforcement
33kV circuits from Norrington to Devizes PSS	33	2035	Reinforce Norrington to Devizes network through transformer and circuit upgrades or development of a new primary substation.	CV1 - Primary Reinforcement
33 kV circuits from Norrington to Devizes PSS	33	2035	Reinforce Norrington to Devizes network through transformer and circuit upgrades or development of a new primary substation.	CV1 - Primary Reinforcement



Table P2.31 Melksham GSP reinforcement projects in detailed development and delivery

Network Area	Primary/Secondary Voltage (kV)	Existing Capacity (MVA)	Updated Capacity (MVA)	Released Capacity (MVA)	Forecast Completion Date	Published DNOA	Project Description	Driver
Devizies PSS 33/11kV Transformers	33/11	-	-	-	Dec-26	N/A	Replace 2x15/21MVA CER transformers with 20/40MVA units	V3 - Connections
Lyneham PSS 33/11kV - Transformers	33/11	-	-	-	Mar-29	N/A	Replace the existing 7.5/10.5 transformers with 15/30MVA units	V3 - Connections
Corsham - 33kV Circuit	33	-	-	-	Dec-27	N/A	Reinforce the 33kV circuit between Norrington BSP (14409) and Corsham Primary (85315)	V3 - Connections
Melksham Town - 33kV Circuit	33	-	-	-	May-28	N/A	Install a new 33kV circuit between Norrington BSP and Melksham Town Primary	V3 - Connections
Rowden - 33kV Circuit	33	-	-	-	Oct-26	N/A	Reinforce both 33kV circuits between Cippenham BSP and Rowden PSS	V3 - Connections
Rowden PSS - 11kV Switchgear Replacement	11	-	-	-	Jun-26	N/A	Replace the 11kV switchboard - No change to ratings	V3 - Connections
Ashton Park - Staverton Dairy 33kV Circuit Reinforcement	33	-	-	-	Feb-27	Y	Reinforce the 33kV circuit between the Staverton Dairy tee (LTDS Node: 85306) and Ashton Park PSS (LTDS Node: 85300)	V3 - Connections
Warminster - 33kV Circuit Reinforcement	33	-	-	-	Feb-27	N/A	Reinforce both 33kV circuits between Frome BSP and Warminster Primary	V3 - Connections
Chippenham BSP	-	114.312	228.62	N/A	Dec-27	N/A	Add a 3rd 90MVA transformer	V3 - Connections
Andover BSP - 132kV	132/33	114.75	230.4	N/A	Oct-28	N/A	Build a new 132kV switchroom at Andover	V3 - Connections



Switchroom and 3rd Transformer							BSP incorporating 132kV circuits from Ashford Hill, Amesbury and Lockerly, install an additional 3rd 90MVA transformer	
Malmesbury - Tetbury 33kV Circuit	33	N/A	N/A	N/A	May-27	N	Reinforce the 33kV circuit between Malmesbury (LTDS Node: 85109) and Tetbury (LTDS Node: 85126) to increase network capacity	CV1 - Primary Reinforcement
Chippenham BSP - Switchgear Replacement	33	N/A	N/A	0	Dec-27	N	Replace the 33kV board with 31.5kA break / 78.8kA make switchgear	CV3 - Fault Level Reinforcement
Melksham GSP network reinforcement	132	-	-	-	Oct-31	N/A	Replace the 132kV board at Melksham with 40kA break / 100kA make switchgear and reinforce the Melksham GSP (LTDS Node: 13346) to Frome (LTDS Node: 16110) 132kV circuit	V3 - Connections
Frome BSP and Frome PSS Reinforcement	132/33	114.31	228.62	N/A	Dec-29	N/A	Install a 3rd 90MVA transformer at Frome BSP, reinforce sections of the existing Frome BSP - Westbury 33kV Circuit and replace the 11kV switchboard at Frome Primary with 25kA break / 62.5kA make switchgear	V3 - Connections
33kV cable reinforcement in Whitchurch and Barton Stacey primary substations	33	N/A	N/A	10.5	Aug-28	N	New 33kV cable circuit between Whitchurch and Barton Stacey	CV1 - Primary Reinforcement
Norrington 5th transformer -	132	N/A	N/A	115.2	Sep-30	N/A	Establish a new 132kV switchboard at Norrington	V3 - Connections



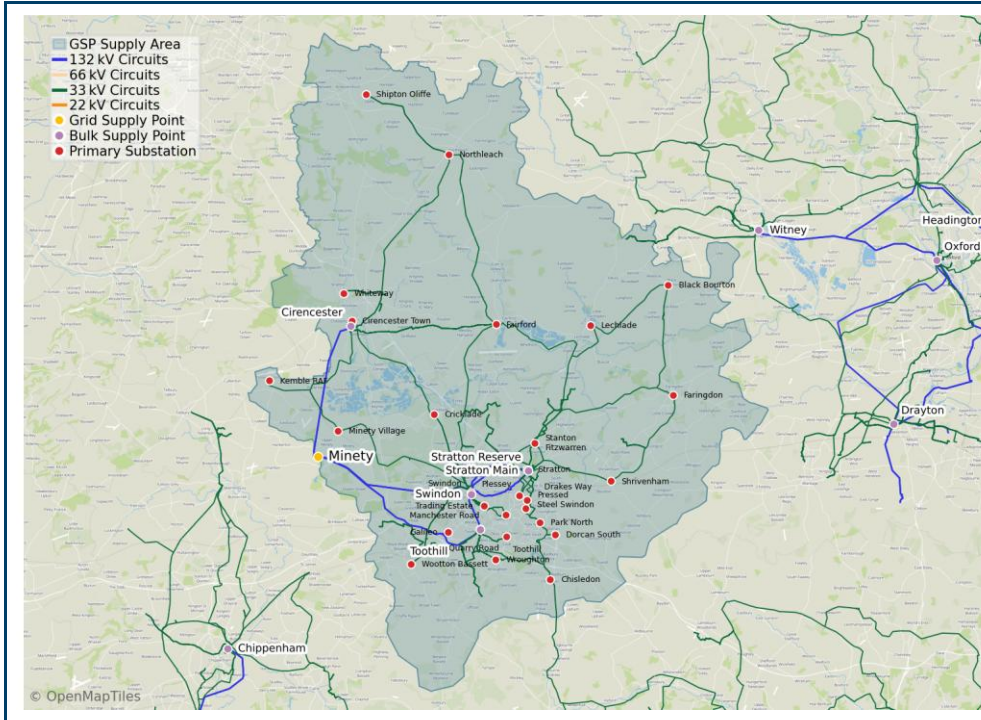
Norrington A & B split							BSP, add a 5th 90MVA Tx and replace the 33kV switchgear to allow the splitting of the BSP into Norrington A & Norrington B BSP's. New switchgear to be rated at 40kA make / 100kA break	
Rowden PSS Reinforcement	33	21	30.7	N/A	Oct-32	Y	Install a new 33kV circuit between Cippenham BSP and Rowden PSS, establish a new 33kV switchboard at Rowden PSS and add a 3rd 15/30MVA transformer	CV1 - Primary Reinforcement
Norrington BSP 4th transformer	132	114.312	230.4	N/A	Aug-27	N/A	Install a new 132kV circuit between Melksham GSP and Norrington BSP and add a 4th 90MVA transformer	V3 - Connections
Oxford - Berinsfield 33kV circuit	33	-	-	-	Oct-27	N/A	Replace both existing 7.5/15MVA transformers with 15/30MVA units	V3 - Connections
Alderton Melksham reinforcement	33/11	3.84	14.25	N/A	Mar-30	Y	Replacing existing transformers (2x3MVA) with 7.5/15MVA units, install new busbar (1250A, 31.5/78.8 make/break rating) at Alderton. Install new circuit between Yatton Keynall and Alderton, and new circuit between Chippenham and Sutton Benger.	CV1 - Primary Reinforcement
Ashton Park 33kV circuit reinforcement	33/11	24.8	57	N/A	Nov-32	Y	Add 2 new 33kV circuits between Norrington BSP and Ashton Park PSS, reconnect the redundant 33kV circuit between	CV1 - Primary Reinforcement



							Norrington BSP and Ashton Park PSS and add a 3rd 15/30MVA transformer at Aston Park PSS.	
Norrington 132/33kV substation replace grid transformer	132/33	N/A	N/A	N/A	Oct-27	N/A	Increase Health Index by replacing A1MT with a same rating new unit	CV7 - Asset Replacement
Frome - 33kV Switchgear Replacement	33	N/A	N/A	N/A	Jun-27	N/A	Increase Health Index - Replace the 33kV board with 31.5kA break / 78.8kA make switchgear	CV7 - Asset Replacement
West Grafton BSP - 33kV Switchgear Replacement	33	N/A	N/A	N/A	Mar-28	N/A	Increase Health Index - Replace the 33kV board with 31.5kA break / 78.8kA make switchgear	CV7 - Asset Replacement
Bromham - Transformer and 11kV Switchgear Replacement	33/11	4.75	8.84	N/A	Nov-27	N/A	Increase Health Index - Replace the existing 5MVA transformer with an 8MVA unit and replace the 11kV board with 25kA break / 62.5kA make switchgear	CV7 - Asset Replacement
Norrington 132/33kV substation replace grid transformer	132/33	115.2	230.4	N/A	Oct-27	N/A	Increase Health Index - No change to capacity	CV7 - Asset Replacement



Minety



Minety GSP Information

This GSP supplies the following BSPs:

- Cirencester
- Stratton
- Swindon
- Toothill

Primaries directly connected to the GSP are:

- Galileo

Minety GSP is located within the Ridgeway region of the SEPD licence area and currently supplies approximately 153,849 customers.

Table P2.32 Minety GSP reinforcement projects in initial development

Substation Name	Primary/Secondary Voltage (kV)	Forecast Completion Date	Project Description	Driver
Minety GSP to Swindon BSP first section. Circuit 1 or 2.	132	2030	Reinforce the Minety–Swindon 132kV network through additional circuits, upgrading existing circuits or increased interconnection to address security of supply issues.	CV1 - Primary Reinforcement



Minety GSP to Swindon BSP second section. Circuit 1 or 2	132	2030	Reinforce the Minety–Swindon 132kV network through additional circuits, upgrading existing circuits or increased interconnection to address security of supply issues.	CV1 - Primary Reinforcement
Swindon BSP transformers	132/33	2030	Reinforce Swindon BSP through installation of an additional transformer to address N-1 constraints.	CV1 - Primary Reinforcement
33kV circuits from Wroughton PSS to Common PV	33	2030	Reinforce Wroughton network through 33kV circuit and transformer upgrades, additional circuits or flexibility to meet demand.	CV1 - Primary Reinforcement
Wroughton PSS 33/11kV Transformers	33/11	2030		CV1 - Primary Reinforcement
Chisledon PSS 33/11kV Transformers	33/11	2030	Reinforce Chisledon and associated circuits through transformer and circuit upgrades, new connections or load transfers to neighbouring GSPs.	CV1 - Primary Reinforcement
33kV line segment between Toothill BSP and Chisledon PSS from Cirencester BSP	33	2030		CV1 - Primary Reinforcement
Minety village and Kemble PSS line segment	33	2030	Reinforce Minety, Kemble, Cricklade, Dorcan South and Park North network through transformer upgrades, additional	CV1 - Primary Reinforcement



			transformers or flexibility to meet demand to 2030.	
Cricklade PSS 33/11kV Transformers	33/11	2030	Reinforce Minety, Kemble, Cricklade, Dorcan South and Park North network through transformer upgrades, additional transformers or flexibility to meet demand to 2030.	CV1 - Primary Reinforcement
Dorcan South PSS 33/11kV Transformers	33/11	2030		CV1 - Primary Reinforcement
Park North PSS 33/11kV Transformers	33/11	2030		CV1 - Primary Reinforcement
33kV circuit between Pressed Steel Swindon and Drakes Way PSS	33	2030	Reinforce Pressed Steel–Drakes Way and Wootton Bassett network through circuit and transformer upgrades or additional infrastructure to address N-1 constraints.	CV1 - Primary Reinforcement
Wootton Basset PSS 33/11kV Transformers	33/11	2030		CV1 - Primary Reinforcement
Manchester Rd PSS 33/11kV Transformers	33/1	2030	Reinforce Manchester Road and Stanton Fitzwarren network through transformer and circuit upgrades or development of a new primary substation.	CV1 - Primary Reinforcement
Swindon BSP to Manchester Road PSS Line Segment 1	33	2030		CV1 - Primary Reinforcement
Swindon BSP to Manchester Road PSS Line segment 2	33	2030		CV1 - Primary Reinforcement
Stanton Fitzwarren	33/11	2030	Reinforce Shipton Oliffe, Northleach and surrounding	CV1 - Primary Reinforcement



PSS 33/11kV Transformers			network through coordinated transformer upgrades, load transfers or flexibility to ensure sufficient capacity.	
Shipton Oliffe PSS 33/11kV Transformers	33/11	2030		CV1 - Primary Reinforcement
Northleach PSS 33/11kV Transformers	33/11	2030	Reinforce Black Bourton and Wroughton network through transformer upgrades or development of a new primary substation where load transfer is not feasible.	CV1 - Primary Reinforcement
Wroughton PSS 33/11kV Transformers	33/11	2030		CV1 - Primary Reinforcement

Table P2.33 Minety GSP reinforcement projects in detailed development and delivery

Network Area	Primary/Secondary Voltage (kV)	Existing Capacity (MVA)	Updated Capacity (MVA)	Released Capacity (MVA)	Forecast Completion Date	Published DNOA	Project Description	Driver
Cirencester Town 33kV network reinforcement	33/11	27.3	38	N/A	Jan-29	N/A	Upgrade Cirencester Town transformers to 20/40MVA, install 11kV CBs (25/62.5kA), and replace 33kV circuit with 700m dual cable.	V3 - Connections
Stratton - Stanton Fitzwarren 33kV reinforcement	33	-	-	-	Jul-26	N/A	Install 3.6km 33kV cable between Stratton and Stanton Fitzwarren (53MVA) and upgrade busbars and CBs (31.5/78.8kA break/make rating).	V3 - Connections
Faringdon 33kV network reinforcement	33	N/A	N/A	14	Jul-28	Y	Upgrade Faringdon transformers to 20/40MVA, extend 33kV busbar, and install 16km cable to Stratton (53.7MVA).	CV1 - Primary Reinforcement



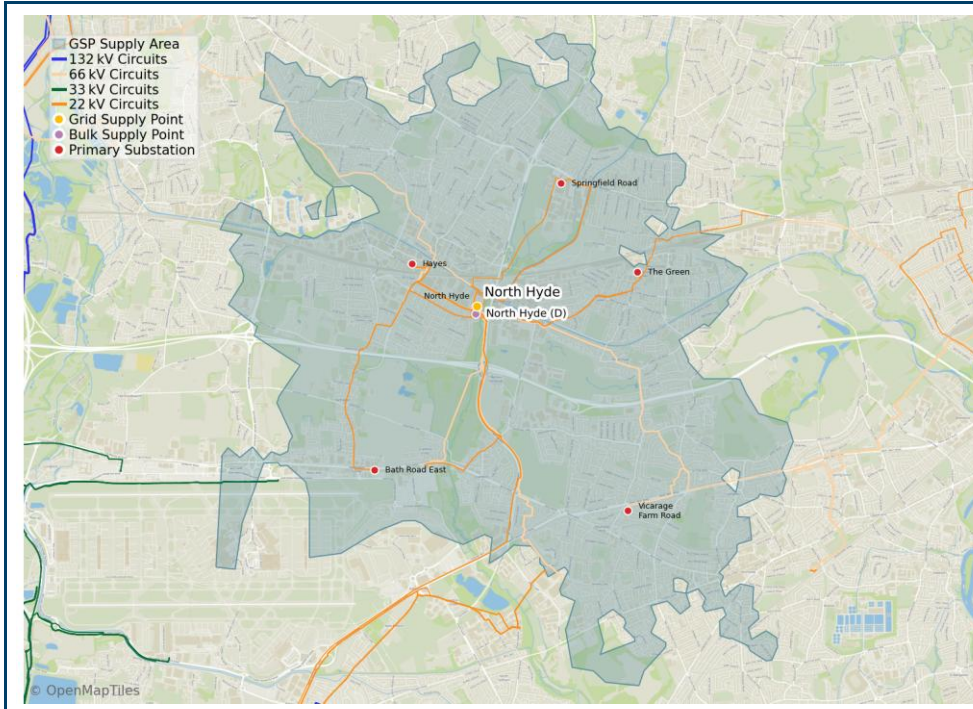
Wroughton - Toothill BSP 33kV network reinforcement	33	-	-	-	Nov-26	N	Install 2×33kV circuits (4.9km) between Toothill and Wroughton with new CBs (25kA) and switchroom busbar upgrades.	V3 - Connections
Cirencester substation network reinforcement	132	-	-	-	Nov-27	N/A	Install 33kV CB at Cirencester and reinforce 0.37km 132kV circuit.	V3 - Connections
Swindon BSP 33kV switchgear replacement	33	-	-	-	Nov-26	N/A	Replace 33kV switchgear by install 11x outdoor 33kV CBs at Swindon (LTDS Node: 11057), all 31.5/78.8kA break/make rating	V3 - Connections
Swindon 132kV switchboard reinforcement & associated works	132	-	-	-	Mar-30	N/A	Replace 33kV switchgear at Swindon (11 CBs, 31.5/78.8kA) and upgrade CBs across Stratton, Drakes Way, Green Road and Pressed Steel.	V3 - Connections
Cirencester - Minety Village 33kv circuit Reinforcement	33	N/A	N/A	73.3	Dec-29	N	Install 33kV cable circuits from Cirencester to Cricklade (12.7km, 32.4MVA) and Minety (9.65km, 32.4MVA).	CV1 - Primary Reinforcement
Toothill BSP reinforcement	132/33	114.75	180	N/A	Mar-27	N/A	Install 2×90MVA transformers at Toothill BSP, new 132kV busbar and CBs (40/100kA), and cable ties (270MVA).	V3 - Connections
Minety GSP 132kV Reinforcement	132	-	-	-	Dec-30	N/A	Install 20×132kV GIS CBs (40/100kA) and divert existing 132kV	V3 - Connections



							circuits via new cable routes.	
Cirencester Town circuit breakers replacement	11	N/A	N/A	N/A	Mar-28	N	Replace 11kV switchboard at Cirencester Town with indoor busbar (16 CBs, $\geq 2000A$).	CV1 - Primary Reinforcement
Pressed Steel Swindon 33/11kV Transformer	33/11	52.78	85.5	N/A	Jan-28	N/A	Replace primary transformers with 4x15/30MVA units and upgrade 33kV board.	CV7 - Asset Replacement
Stratton BSP	132/33	76.8	114.75	N/A	Oct-26	N/A	Upgrade Stratton BSP transformers from 60MVA to 90MVA.	CV7 - Asset Replacement



North Hyde



North Hyde GSP Information

This GSP supplies the following BSPs:

- North Hyde

Primaries directly connected to the GSP are:

- Hayes
- North Hyde 11
- Vicarage Farm Road

North Hyde GSP is located within the Thames Valley region of the SEPD licence area and currently supplies approximately 81,839 customers.

Table P2.34 North Hyde GSP reinforcement projects in detailed development and delivery

Network Area	Primary/Secondary Voltage (kV)	Existing Capacity (MVA)	Updated Capacity (MVA)	Released Capacity (MVA)	Forecast Completion Date	Published DNOA	Project Description	Driver
North Hyde PSS	66/11	76	120	N/A	Sep-28	Y	Install 3 x 60MVA 66/11kV CMR transformers to replace 3x40MVA transformers and install 0.5km of 66kV UG cable, new 11kV	CV1 - Primary Reinforcement



							switchboard with 38 HV 6.6/11kV CB (GM) to increase firm capacity to 120MVA (LTDS Nodes: 16483, 91306, and 91312)	
Vicarage Farm Road PSS	66/11	38.104	76.2	N/A	Jan-28	N/A	Replace the existing transformers with 80MVA CMR transformers and replace the 11kV board with 25kA break / 62.5kA make switchgear (LTDS Nodes: 91307 & 91308)	V3 - Connections
North Hyde 22kV Network	132	N/A	N/A	195	Apr-29	Y	A new 132kV (operated at 66kV) double busbar shall be installed at North Hyde BSP substation compound (LTDS Node: 91400), with five 132kV (operated at 66kV) circuits replacing the existing oil-filled cables, connect North Hyde BSP (22kV) to the new busbar, Hayes PSS, and North Hyde PSS initially.	CV1 - Primary Reinforcement
Springfield Road 22/6.6kV reinforcement	66/11	27.43	45.7	N/A	Mar-30	N	Dispose existing 3x10/11.5MVA transformers. Install 3x 132kV CB (GM) (ID) (operated at 66kV), 3x 2.5km x 132kV circuit UG Cable (non-pressurised)	CV1 - Primary Reinforcement



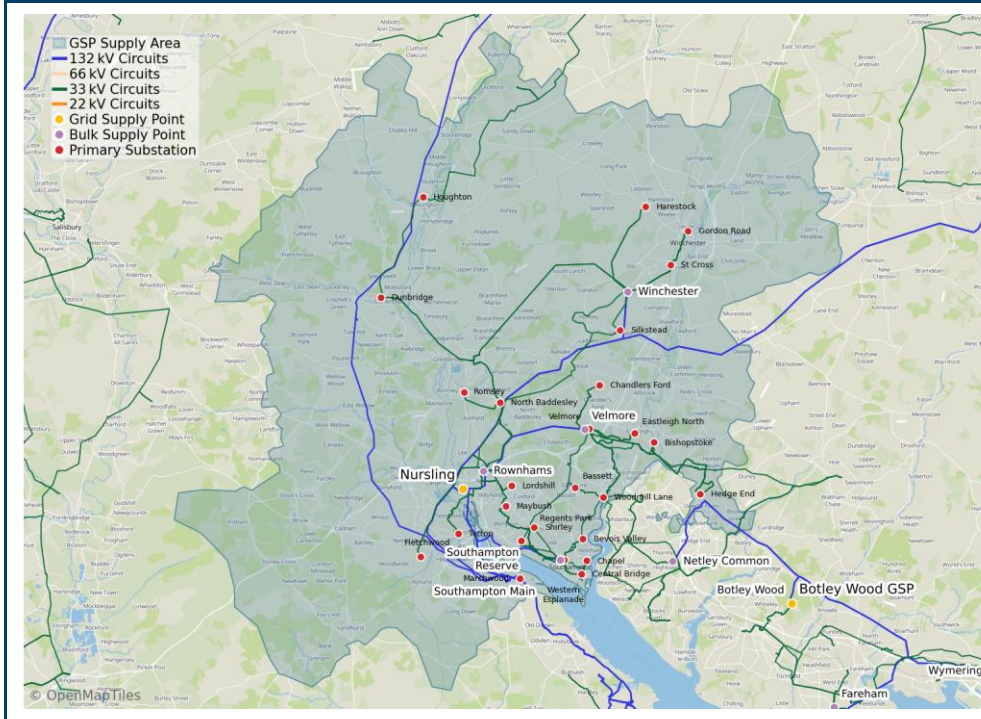
							(operated at 66kV), 3x 66/11-6.6kV 40MVA CMR transformer (dual ratio) and 23x 11kV CB (GM) (ID) at Springfield Road primary to increase firm capacity to 45.7MVA (at 6.6kV) (LTDS Nodes: 91403, 91402 and 91401)	
Bath Road East 66/11kV reinforcement	66/11	12.8	38.1	N/A	Sep-29	N	Bath Road East primary to be upgraded with a firm capacity of 38.1MVA, limited by the 11kV CB. Install 2 x new 66kV CB and 8km of 66kV UG cable. Existing transformers to be made redundant. 2 x new transformers 66/11kV 40MVA CMR, to be connected to the new 66kV double busbar extension to be established at North Hyde BSP compound under a separate scheme. (LTDS Nodes: 91404 & 91405)	CV1 - Primary Reinforcement
The Green PSS Strategic Investment	-	N/A	N/A	N/A	Mar-30	N	Move all connected Secondary Substations from The Green PSS (LTDS Nodes: 91408/91406) to Springfield Road PSS (LTDS Nodes: 91403/91401/81402).	CV2 - Secondary Reinforcement



							The Green PSS will become redundant.	
The Green - Springfield Road load transfer	22/6.6	N/A	N/A	N/A	Mar-30	N	Transfer all secondary load from The Green (LTDS Nodes: 91406 & 91408) to Springfield Road (LTDS Nodes: 91401, 91402 and 91403) and make The Green redundant	CV2 - Secondary Reinforcement
Replacement of North Hyde - Osterley and North Hyde - Vicarage Farm Rd 66kV cables	66	N/A	N/A	N/A	Mar-29	Y	North Hyde Overlay of approximately 17.5km of 66kV gas insulated cable with modern XLPE. Two circuits between North Hyde and Vicarage Farm Road (LTDS Nodes: 91307 & 91308) and one circuit between North Hyde and Bridge Road/Osterley (LTDS Node: 93013). Includes replacement of an isolator at North Hyde and replacement of circuit breaker at Ealing to increase transfer capacity between North Hyde and Ealing.	CV7 - Asset Replacement



Nursling



Nursling GSP Information

This GSP supplies the following BSPs:

- Rownhams
- Southampton
- Velmore
- Winchester

Primaries directly connected to the GSP are:

- Mel Marchwood

Nursling GSP is located within the Wessex region of the SEPD licence area and currently supplies approximately 193,368 customers.

Table P2.35 Nursling GSP reinforcement projects in initial development

Substation Name	Primary/Secondary Voltage (kV)	Forecast Need Date	Project Description	Driver
Winchester BSP to Dunbridge PSS 33kV circuits (section).	33	2030	Reinforce the Winchester–Dunbridge network through circuit upgrades, alternative supply routes or load transfers to address thermal and voltage constraints.	CV1 - Primary Reinforcement
Dunbridge PSS 33/11kV Transformers.	33/11	2035		CV1 - Primary Reinforcement



Winchester BSP to Dunbridge PSS 33kV circuits (section).	33	2035		CV1 - Primary Reinforcement
Eastleigh North PSS 33/11kV Transformers.	33/11	2030	Reinforce Eastleigh North network through transformer and circuit upgrades, load transfers or development of a new primary substation.	CV1 - Primary Reinforcement
Velmore BSP to Eastleigh PSS 33kV circuits.	33	2035		CV1 - Primary Reinforcement
Maybush PSS 33/11kV Transformers	33/11	2030	Reinforce Maybush PSS through coordinated transformer upgrades and load transfers to neighbouring substations.	CV1 - Primary Reinforcement
North Baddesley PSS 33/11kV Transformers.	33/11	2035	Reinforce North Baddesley network through transformer and circuit upgrades, load transfers or reconfiguration of supply from Rownhams BSP.	CV1 - Primary Reinforcement
Rownhams BSP to North Baddesley PSS 33kV circuits.	33	2035		CV1 - Primary Reinforcement
Winchester BSP to Harestock PSS 33kV circuits.	33	2035		CV1 - Primary Reinforcement
Harestock PSS 33/11kV Transformers.	33/11	2035		CV1 - Primary Reinforcement
Silkstead PSS 33/11kV Transformers.	33/11	2035	Reinforce Harestock and Silkstead network through transformer and circuit upgrades, load transfers or	CV1 - Primary Reinforcement



			development of a new primary substation.	
Regents Park PSS 33/11kV Transformers.	33/11	2035	Reinforce Regents Park network through transformer and circuit upgrades, load transfers or development of a new primary substation.	CV1 - Primary Reinforcement
Southampton BSP to Regents Park PSS circuits.	33	2035		CV1 - Primary Reinforcement
Velmore BSP to Bishopstoke PSS 33kV circuits.	33	2035	Reinforce Velmore, Eastleigh and surrounding network through transformer upgrades, load transfers or development of a new primary substation.	CV1 - Primary Reinforcement
Fletchwood PSS 33/11kV Transformers.	33/11	2035		CV1 - Primary Reinforcement
Rownhams BSP to Fletchwood PSS 33kV circuits.	33	2035		CV1 - Primary Reinforcement
Velmore PSS 33/11kV Transformers.	33/11	2035		CV1 - Primary Reinforcement
Gordon Road PSS 33/11kV Transformers.	33/11	2035	Reinforce Gordon Road and St Cross network through coordinated transformer and circuit upgrades, new circuits or development of a new primary substation.	CV1 - Primary Reinforcement
St Cross PSS 33/11kV Transformers.	33/11	2035		CV1 - Primary Reinforcement
Central Bridge PSS to Chapel PSS circuits.	33	2035	Reinforce Central Bridge–Chapel network through circuit upgrades, load transfers and alignment with voltage rationalisation works.	CV1 - Primary Reinforcement
Totton PSS.	33	2035		CV1 - Primary Reinforcement

Table P2.36 Nursling GSP reinforcement projects in detailed development and delivery



Network Area	Primary/Secondary Voltage (kV)	Existing Capacity (MVA)	Updated Capacity (MVA)	Released Capacity (MVA)	Forecast Completion Date	Published DNOA	Project Description	Driver
North Baddesley 33/11 kV Transformers replacement	33/11	22.86	28.5	N/A	Nov-26	N	Reinforcement of the existing 2x15MVA CMR transformers with 2x30MVA CER assets to increase the substation firm capacity at North Baddesley PSS (LTDS Node: 88612). 33kV circuit rating increased from 30.7MVA to 46.8MVA.	CV1 - Primary Reinforcement
Dunbridge - 33kV Circuit Reinforcement	33	-	-	-	Jun-28	N/A	Reinforce sections of both 33kV circuits between Winchester BSP (LTDS Node: 25128) and Dunbridge PSS (LTDS Nodes: 88509 & 88510)	V3 - Connections
Central Bridge 33kV Switchgear Replacement	33	N/A	N/A	N/A	Oct-28	Y	Replace the 33kV switchgear at Central Bridge Primary with a new raised switchboard and debank the existing Central Bridge - New Docks 33kV circuits	- CV1 - Primary Reinforcement
Rownhams 33kV network - GR Rownhams motorway service area	33	N/A	N/A	N/A	Aug-27	Y	It is proposed that the 2x 7.5/15MVA 33/11kV Transformers at Wheatley PSS are replaced by 20/40MVA units and two 11kV CBs at Wheatley, will need	CV1 - Primary Reinforcement



							to be replaced by a CB with a continuous rating of >2100A. 33kV HV conventional circuit in Headington – Wheatley and Cowley Local – Wheatley is proposed to be upgraded.	
Fletchwood primary AVC relay - Fletchwood 33/11kV substation	33/11	-	-	-	Jun-26	N/A	Reinforcement to replace existing 2x AVC relay at both Fletchwood PSS transformer with SUPERTAPP SG.	V3 - Connections
Velmore BSP - Bishopstoke Primary - Hedge End Primary Network Reinforcement	132/33	-	-	-	Mar-28	N/A	Add a 3rd 90MVA transformer at Velmore BSP, reinforce the existing 33kV Velmore BSP (LTDS Node: 24730) - Bishopstoke (LTDS Node: 88205) - Hedge End (LTDS Node: 88321) circuits	V3 - Connections
Romsey 33/11kV Transformer upgrade	33/11	13	38	N/A	Jul-27	Y	Remove and scrap existing primary transformers and install 2x new 20/40MVA CER transformers of 33/11kV	CV1 - Primary Reinforcement
Rownhams BSP, Lordshill Primary & Maybush Primary Switchgear Reinforcement	33/11	-	-	-	Sep-27	Y	At Rownhams BSP replace the 33kV board with 31.5kA break / 78.8kA make switchgear, at both Lordshill and Maybush Primaries	V3 - Connections



							replace the 11kV boards with 25kA break / 62.5kA make switchgear	
Southampton Main / Reserve BSP 33kV reinforcement	33	N/A	N/A	0	Nov-28	Y	Replace both the Southampton (Main) and Southampton (Reserve) 33kV boards with 31.5kA break / 78.8kA make switchgear	CV1 - Primary Reinforcement
Old Docks 33kV circuit overlay - Central Bridge primary	33	N/A	N/A	18.2	Nov-27	Y	Replace the existing 33kV circuits between Central Bridge Primary (88411 & 88412) and Old Docks (88425)	CV1 - Primary Reinforcement
Marchwood - Andover 132kV Circuit Reinforcement	132	N/A	N/A	N/A	Apr-29	N	Upgrade 16.15km of existing 132kV circuit between Marchwood and Andover	CV1 - Primary Reinforcement
New Southampton - Central Bridge 33kV circuit reinforcement	33	N/A	N/A	41.9	Nov-28	N	On completion of the new Southampton C BSP (name TBC) transfer Central Bridge Primary to the new BSP via 3 new 33kV circuits	CV1 - Primary Reinforcement
Winchester 33kV indooring - Winchester 33kV network	33	N/A	N/A	N/A	Aug-29	Y	Replace the 33kV board with 31.5kA break / 78.8kA make switchgear	CV3 - Fault Level Reinforcement
Winchester BSP - 132kV Circuit Reinforcement and New Transformer	132/33	-	-	-	Aug-30	Y	Reinforce the 132kV circuits between Nursling and Winchester, replace the 132kV switchboard and install a 3rd 90MVA transformer	V3 - Connections



Rownhams BSP - 132kV Reinforcement and 3rd Transformer	132/33	-	-	-	Dec-29	Y	Remove Rownhams BSP from the existing Rownhams - Velmore 132kV network via 2 new 132kV circuits run to Nursling GSP, construct a new 132kV double busbar at Rownhams BSP and add a 3rd 90MVA transformer	V3 - Connections
New Southampton C BSP	132/33	N/A	N/A	228	Dec-29	N	Run 2 new 132kV circuits from Nursling GSP and build a new BSP 'Southampton C' (name TBC) next to the existing Southampton (Main) and Southampton (Reserve) BSP including 3 x 90MVA transformers. On completion of these works shift Bevois Valley and Central Bridge Primaries to the new BSP	CV1 - Primary Reinforcement
Nursling 132kV indoor switchroom - Nursling GSP substation	132	-	-	-	Sep-30	N	Build a new indoor 132kV switch room on the existing Nursling GSP compound with 40kA break / 100kA make switchgear. On completion of this project the 132kV bar at Nursling will be split into Nursling A (supplying Rownhams and	CV3 - Fault Level Reinforcement



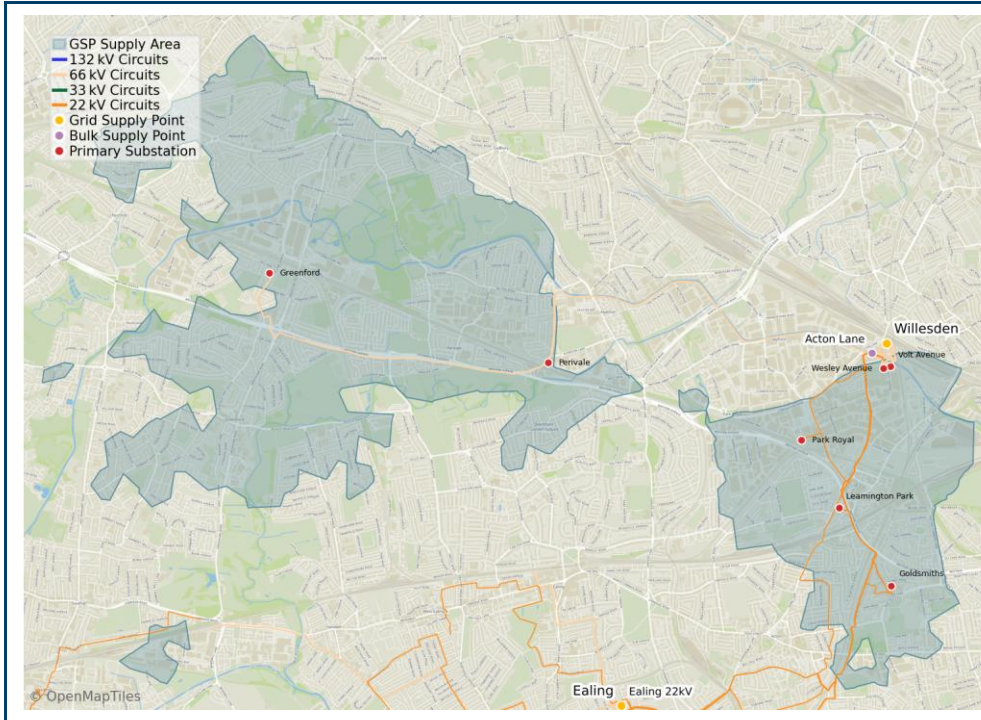
							Winchester BSP's) and Nursling B (supplying Velmore, Southampton Main, Reserve and the new 'Southampton C' BSP's)	
Velmore 132kV Substation	132	114.312	90	N/A	Feb-28	N/A	Replacement of transformer with 1 x 90MVA CMR transformer.	CV7 - Asset Replacement
Romsey - 11kV Switchboard replacement	11	N/A	N/A	N/A	Jun-26	Y	Increase Health Index - Replace the 11kV board with 25kA break / 62.5kA make switchgear	CV7 - Asset Replacement
Chapel 33/6.6kV transformer replacement	33/66	14.18	22.8	N/A	Nov-26	N/A	Replacement of Primary transformers, the existing two transformers (7.5/15) will be replaced with 2 no. new 12/24MVA 33/11.5/6.9kV CER units together with associated ancillary works.	CV7 - Asset Replacement
Marchwood 132kV substation replace 9 132kV circuit breakers	132	N/A	N/A	N/A	Dec-26	N/A	Replace 9 defective 132kV circuit breakers at Marchwood 132kV substation with 132kV SF6-free live tank outdoor CB	CV7 - Asset Replacement
Southampton 132/33kV substation replace A1MTB A2MTB	132/33	N/A	N/A	N/A	Dec-27	Y	Replace both 90MVA transformers A1MTB and A2MTB at Southampton 132/33kV substation	CV7 - Asset Replacement



							with new units of the same rating	
Rownhams 132kV Substation Replace Grid Transformer	132/33	N/A	N/A	N/A	Sep-27	Y	Replace 90MVA transformer with a new same-rating unit, also replace 2 Circuit Breakers.	CV7 - Asset Replacement
Southampton BSP - Bevois Valley, Regents Park & Woodmill Lane - 33kV Fluid Filled Cable Overlay	33	N/A	N/A	N/A	Jul-27	Y	Increase Health Index - Replace existing 33kV fluid filled cables between Southampton (Reserve) BSP (LTDS Node: 22630) and Bevois Valley PSS (LTDS Nodes: 88402 & 88403), and Southampton (Main) BSP (LTDS Nodes: 17226 & 22631), Regents Park Primary (LTDS Node: 88404) and Woodmill Lane (LTDS Node: 88409)	CV22 – Environmental Reporting
Dunbridge - 33kV, 11kV and Transformer Replacement	33/11	9.6	14.25	N/A	Feb-28	N	Construct a new elevated compound to house a new 33kV switchboard, replace the existing transformers with 7.5 / 15MVA units and replace the 11kV switchboard with 25kA break / 62.5kA make switchgear	CV16 – Flood Mitigation



Willesden



Willesden GSP Information

This GSP supplies the following BSPs:

- Acton Lane

Primaries directly connected to the GSP are:

- Canal Bank 11kV
- Greenford
- Perivale

Willesden GSP is located within the Thames Valley region of the SEPD licence area and currently supplies approximately 47,791 customers.

Table P2.37 Willesden GSP reinforcement projects in initial development

Substation Name	Primary/Secondary Voltage (kV)	Forecast Need Date	Project Description	Driver
22kV Circuits from Acton Lane BSP to Leamington Park PSS	22	2030	Reinforce the Acton Lane–Leamington Park network by transitioning away from the legacy 22kV system through flexibility, load transfers and migration to a 66kV-based network.	CV1 - Primary Reinforcement
Goldsmiths 22/6.6kV	22/66	2030	Reinforce Goldsmiths network through transformer upgrades	CV1 - Primary Reinforcement



Primary Transformers			and transition from legacy 22kV and 6.6kV systems to a 66kV and 11kV configuration.	
66kV circuit from Willesden to Perivale double busbar	66	2033	Reinforce the Willesden–Perivale 66kV backbone through circuit upgrades or additional circuits to address capacity and resilience requirements.	CV1 - Primary Reinforcement
Canal Bank 66/11kV Primary Transformers	66/11	2033		CV1 - Primary Reinforcement
Greenford 66/11kV Primary Transformers	66/11	2033		CV1 - Primary Reinforcement
66kV circuit from Perivale 66kV double busbar to Greenford PSS	66	2033		CV1 - Primary Reinforcement
Leamington Park 22/11kV Primary Transformers	22/11	2033		CV1 - Primary Reinforcement

Table P2.38 Willesden GSP reinforcement projects in detailed development and delivery

Network Area	Primary/Secondary Voltage (kV)	Existing Capacity (MVA)	Updated Capacity (MVA)	Released Capacity (MVA)	Forecast Completion Date	Published DNOA	Project Description	Driver
Leamington Park - 22kV Circuit Reinforcement	22	-	-	-	Sep-26	N/A	Reinforce Acton Lane BSP to Leamington Park 22kV circuit 2 to increase the thermal rating	V3 - Connections



Wesley Avenue PSS	22/66	N/A	N/A	69.6	Jan-27	N	<p>Establish a new substation 'Canal Bank 11kV' that includes 2 x 66 / 11kV 30 / 60MVA transformers.</p> <p>Establish 2 new 66kV circuits between Willesden GSP and the new Wesley Avenue Primary</p> <p>Install two new 66 kV cables from Willesden to Canal Bank (92011) substation, remove existing 22 / 6.6kV transformers. Install two 66 / 11 kV transformers. Establish a new 66/11 kV switchboard at substation Wesley Avenue</p>	CV1 - Primary Reinforcement
Leamington Park substation - uprate 6.6kV network to 11kV	66/11	12.8	22.8	N/A	May-27	N	<p>Replace the existing 22 / 6.6kV transformers with 2 66 / 11kV units. Establish a new 11kV switchboard at Leamington Park Primary</p>	CV1 - Primary Reinforcement
Park Royal Primary Strategic Investment	22/6.6	13.72	51.2	N/A	Mar-29	Y	<p>Establish a new 66kV switchboard at Perivale. On completion of the new 66kV switchboard transfer Park Royal from Acton Lane BSP to the new switchboard via 2 new 66kV</p>	CV1 - Primary Reinforcement



							circuits. At Park Royal replace the existing 6.6kV transformers with 66 / 11kV units and a new 11kV switchboard.	
Goldsmiths - 6.6kV Switchgear Replacement	6.6	N/A	N/A	N/A	Apr-28	N/A	Increase asset health by replacing the 6.6kV board with 11kV rated 25kA break / 62.5kA make switchgear	CV7 - Asset Replacement





Appendix A: Summary of Associated DNOA Outcomes

Table P3.1 Published DNOA

Publication link	Reference number	Title	Relevant SDP
Mar-24	Ref. 0324-05	Chiswick	Ealing
Mar-24	Ref. 0324-06	Chiswick and East Brentford	Ealing
Mar-24	Ref. 0324-08	Ealing and Hounslow	Ealing
Mar-24	Ref. 0324-03	Beaconsfield	Iver
Mar-24	Ref. 0324-09	East Bedfont	Laleham
Mar-24	Ref. 0324-10	Egham	Laleham
Mar-24	Ref. 0324-04	Birdham	Lovedean
Mar-24	Ref. 0324-13	Hunston: Birdham & Selsey	Lovedean
Mar-24	Ref. 0324-15	Lytchett	Mannington
Jul-24	Ref. 0724-17	Berkshire & Hampshire (Fleet – Bramley GSP)	Bramley
Jul-24	Ref. 0724-18	East Didcot (Fulscot and Cholsey PSSs)	Cowley
Jul-24	Ref.1025-28	Osney (Oxford BSP)	Cowley
Jul-24	Ref. 0724-25	East Hounslow (Bridge Road PSS)	Ealing
Jul-24		North Ealing (Copley Dene PSS)	Ealing
Jul-24	Ref. 0724-16	Alresford (Alresford PSS)	Fleet
Jul-24	Ref. 0724-23	Aldershot (Tongham PSS)	Fleet
Jul-24	Ref. 0724-24	Denham (Denham Avenue PSS)	Iver
Jul-24	Ref. 0724-27	Gerrards Cross (Gerrards Cross PSS)	Iver
Jul-24	Ref. 0724-33	Slough and Windsor (Slough, Slough South, & Cippenham BSPs)	Iver
Jul-24	Ref. 0724-35	South Buckinghamshire (Denham BSP)	Iver



Jul-24	Ref. 0724-37	Uxbridge (Uxbridge PSS)	Iver
Jul-24	Ref. 0724-30	North Bournemouth (Winton PSS)	Mannington
Jul-24	Ref. 0724-36	South Hampshire (Arnewood BSP)	Mannington
Jul-24	Ref. 0724-39	Wimbourne Minster (Wimbourne PSS)	Mannington
Jul-24	Ref. 0724-19	East Trowbridge (Ashton Park PSS) Phase 2	Melksham
Jul-24	Ref. 0724-26	East Trowbridge (Ashton Park PSS) Phase 1	Melksham
Jul-24	Ref. 0724-28	Harlington and Southall (North Hyde PSS)	North Hyde
Jul-24	Ref. 0724-29	Harlington and Heathrow (Bath Road East PSS)	North Hyde
Jul-24	Ref. 0724-34	Southall and Harlington (North Hyde BSP)	North Hyde
Jul-24	Ref. 0724-21	Romsey (Romsey PSS)	Nursling
Jul-24	Ref. 0724-22	Romsey (Rownhams 33kV circuits)	Nursling
Jul-24	Ref. 0724-38	Winchester (Winchester BSP)	Nursling
Jul-24	Ref.1025-29	Park Royal and Perivale (Park Royal & Perivale PSSs)	Willesden
Nov-24	Ref. 1124-13	East Southampton (Bitterne PSS)	Botley Wood
Nov-24	Ref. 1124-14	East Southampton (Weston, Bitterne and Woolston PSS)	Botley Wood
Nov-24	Ref. 1124-22	Thatcham and Newbury (Thatcham BSP)	Bramley
Nov-24	Ref. 1124-12	Cowley & Moreton (Cowley Local Main BSP)	Cowley
Nov-24	Ref. 1124-19	Sandford-on-Thames (Rose Hill PSS)	Cowley
Nov-24	Ref. 1124-23	West Oxfordshire (Witney BSP)	Cowley



Nov-24		North Oxfordshire (Yarnton & Witney BSP)	Cowley
Nov-24	Ref. 1124-10	Alton and Fernhurst (132kV Switching Station)	Fleet
Nov-24	Ref. 1124-11	Arundel & Yapton (Bilsham PSS)	Lovedean
Nov-24	Ref. 1124-16	Felpham (South Bersted PSS)	Lovedean
Nov-24	Ref.1025-27	Northeast Chichester (Chichester PSS)	Lovedean
Nov-24	Ref. 1124-15	Faringdon (Shrivenham, Faringdon, Black Bourton PSSs)	Minety
Nov-24	Ref. 1124-20	Southampton City Centre (Central Bridge 33kV circuits)	Nursling
Nov-24	Ref. 1124-21	Southampton City Centre (Southampton BSP)	Nursling
Jan-25	Ref. 0125-10	Wallingford (Wallingford PSS)	Cowley
Jan-25	Ref. 0125-11	Watlington (Watlington PSS)	Cowley
Jan-25	Ref.1025-30	Portsmouth, Chichester & Surrounding Area (Lovedean GSP)	Lovedean
Jan-25	Ref. 0125-06	East Dorset and South Wiltshire (Mannington GSP)	Mannington
Jan-25	Ref. 0125-07	Faringdon (Faringdon PSS)	Minety
Jan-25	Ref. 0125-09	Southampton City Centre (Chapel PSS)	Nursling
May-25	Ref. 0525-17	Whitchurch (33kV circuits feeding Whitchurch PSS)	Bramley
May-25	Ref. 0525-18	Whitchurch (Whitchurch PSS)	Bramley



May-25	Ref. 0525-12	Felpham II (South Bersted PSS)	Lovedean
May-25	Ref. 0525-14	Selsey (Selsey PSS)	Lovedean
May-25	Ref. 0525-19	Wiltshire (Netherhampton PSS)	Mannington
May-25	Ref. 0525-20	Wiltshire (Salisbury BSP, Netherhampton PSS)	Mannington
May-25	Ref. 0525-10	Chippenham (Chippenham BSP)	Melksham
May-25	Ref. 0525-13	Malmesbury (Chippenham BSP 33kV ring network)	Melksham
May-25	Ref. 0525-15	South Chippenham (Rowden PSS)	Melksham
May-25	Ref. 0525-11	Crickdale - Minety (Crickdale PSS & Minety Village PSS)	Minety
May-25	Ref. 0525-16	Southampton and Winchester (Nursling GSP)	Nursling
Nov-25	Ref.1125-21	West Berkshire & East Wiltshire (Bramley (Amesbury-Thatcham) GSP)	Bramley
Nov-25	Ref.1125-12	Berinsfield (Berinsfield PSS)	Cowley
Nov-25	Ref.1125-18	Northeast Hampshire (Coxmoor Wood BSP)	Fleet
Nov-25	Ref.1125-13	Central Dorset (Lytchett BSP)	Mannington
Nov-25	Ref.1125-14	Lower Mannington and Christchurch (Christchurch & New Milton BSP)	Mannington
Nov-25	Ref.1125-15	North Bournemouth (Winton PSS)	Mannington
Nov-25	Ref.1125-16	North Dorset and South Wiltshire I (Shaftesbury BSP)	Mannington



Nov-25	Ref.1125-17	North Dorset and South Wiltshire II (Shaftesbury BSP)	Mannington
Nov-25	Ref.1125-19	Northwest Bournemouth (East Howe PSS)	Mannington
Nov-25	Ref.1125-22	West Parley	Mannington
Nov-25	Ref.1125-23	Wiltshire (Peterfinger PSS)	Mannington
Nov-25	Ref.1125-20	Southall (Springfield Road PSS)	North Hyde
Mar-26	Ref.0326-13	South Oxford (Rose Hill PSS), Scheme 1/3	Cowley
Mar-26	Ref.0326-14	South Oxford (Cowley Local Main), Scheme 2/3	Cowley
Mar-26	Ref.0326-15	South Oxford (Cowley Local BSP), Scheme 3/3	Cowley
Mar-26	Ref.0326-12	Slough (Chalvey BSP)	Iver 132kV
Mar-26	Ref.0326-10	Horndean and Clanfield (Horndean PSS)	Lovedean
Mar-26	Ref.0326-16	South Portsmouth (Portsmouth BSP)	Lovedean
Mar-26	Ref.0326-17	Waterlooville (Fort Widley BSP)	Lovedean
Mar-26	Ref.0326-11	Sherston and Luckington (Alderton PSS)	Melksham



CONTACT

whole.system.distribution@sse.com
www.ssen.co.uk
twitter.com/ssencommunity
facebook.com/ssencommunity
linkedin.com/company/ssencommunity



Scottish & Southern
Electricity Networks